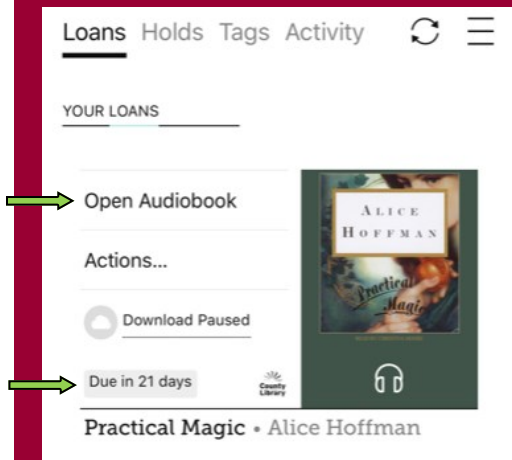


## Check-outs and More!

Under the SHELF section you will find:

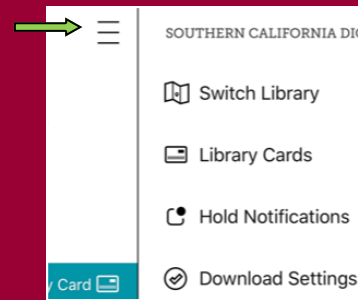
**LOANS** - Lists items checked out and their due date. Books are automatically returned on the due date.

**HOLDS** - These are items that are placed on hold by you. They are automatically checked-out to you when they become available. An email notification is sent once the item is available.



## Other Libraries

**SWITCHING LIBRARIES** - If you have cards from other libraries you can add them here too! Click on the 3 bars on the top and click on Switch Library. Search for a library to add a card.



## Questions?

Visit the library or give us a call at 626-256-8274.

### Monrovia Public Library

321 S. Myrtle Ave  
Monrovia, CA 91016  
626-256-8274  
cityofmonrovia.org/library  
Mon-Wed: 10am-8pm  
Thurs-Sat: 12pm-5pm

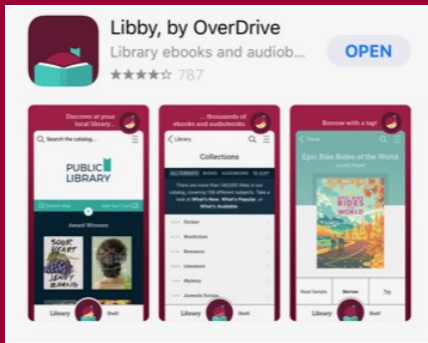


Your Monrovia Public Library card gives you access to Digital books and audiobooks for FREE!


Don't have a card? Sign up for free at the customer service desk.

# Getting Started


**Step 1:** Download *Libby*, by *Overdrive* from the App Store or Google Play.



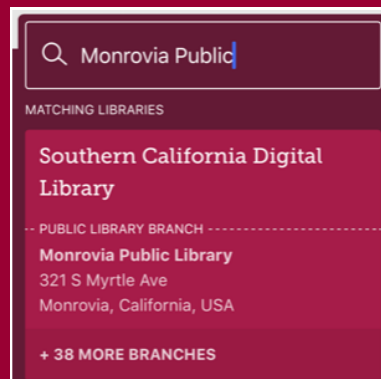
**Step 2:** Open the app and tap on *Hi*. This will take you to the Find My Library page.



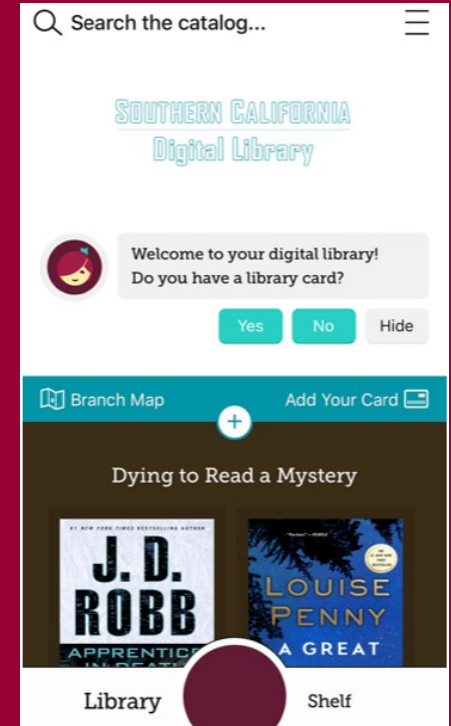
**Step 3:** Scroll down and select *Find My Library*.



**Step 4:** It might suggest a library that is not the Monrovia Library. If that's the case say NO and search for Monrovia Public Library. Select *Southern California Digital Library*. You will notice our name and address is listed.



**Step 5:** You will be asked if you have a library card. If you have a library card select YES and enter your library card number and 10-digit phone number.



**Step 6:** You are ALL set up! Search the Catalog to find books!