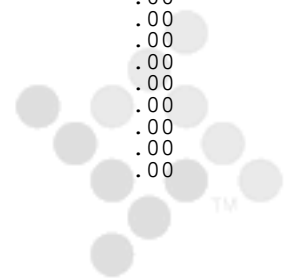


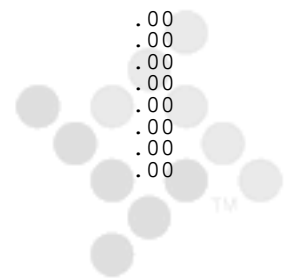
ORG	OBJECT PROJ	DESC	2014	2015	2016	2017	2018	2019
110	CITY COUNCIL							
11111010	CITY COUNCIL PE							
11111010 4004		PTSALARIES	24,600.00	24,600.00	.00	.00	.00	.00
11111010 4013		WRKCOMPINS	861.00	861.00	.00	.00	.00	.00
11111010 4015		SS MEDICRE	357.00	357.00	.00	.00	.00	.00
11111010 4016		GRPINSUR	53,695.00	53,695.00	.00	.00	.00	.00
11111010 4020		PERS-EMPLR	6,610.00	7,054.00	.00	.00	.00	.00
		TOTAL CITY COUNCIL PE	86,123.00	86,567.00	.00	.00	.00	.00
11111020	CITY COUNCIL MA							
11111020 4028		PROF FEES	6,000.00	6,000.00	.00	.00	.00	.00
11111020 4105		MEMB&DUES	3,500.00	3,500.00	.00	.00	.00	.00
11111020 4115		OFFCE SUPP	800.00	800.00	.00	.00	.00	.00
11111020 4132		POSTAGE	400.00	400.00	.00	.00	.00	.00
11111020 4135		PRINTING	1,000.00	1,000.00	.00	.00	.00	.00
11111020 4137		TVLCNFRMTG	1,200.00	1,200.00	.00	.00	.00	.00
11111020 4138		BUSEXP-ADA	1,000.00	1,000.00	.00	.00	.00	.00
11111020 4141		BUSEXPLUTZ	1,000.00	1,000.00	.00	.00	.00	.00
11111020 4144		EVNTSUPPLY	3,000.00	3,000.00	.00	.00	.00	.00
11111020 4160		MISC EXP	4,000.00	4,000.00	.00	.00	.00	.00
11111020 4267		BE-SHEVLIN	1,000.00	1,000.00	.00	.00	.00	.00
11111020 4273		BUSEXP-SPI	1,000.00	1,000.00	.00	.00	.00	.00
11111020 4298		BUSEXP-BLC	1,000.00	1,000.00	.00	.00	.00	.00
11111020 4302		CNCILTRVEL	19,700.00	19,700.00	.00	.00	.00	.00
		TOTAL CITY COUNCIL MA	44,600.00	44,600.00	.00	.00	.00	.00
11111021	CITY COUNCIL I/							
11111021 4102		FAC IS CHG	6,063.00	6,063.00	.00	.00	.00	.00
		TOTAL CITY COUNCIL I/	6,063.00	6,063.00	.00	.00	.00	.00
		TOTAL CITY COUNCIL	136,786.00	137,230.00	.00	.00	.00	.00
120	CITY MANAGER							
11112010	CITY MANAGER PE							
11112010 4000		FPTSALARIES	303,265.00	305,412.00	.00	.00	.00	.00
11112010 4004		PTSALARIES	6,871.00	6,871.00	.00	.00	.00	.00
11112010 4013		WRKCOMPINS	10,841.00	10,916.00	.00	.00	.00	.00
11112010 4014		UNEMPLYINS	1,431.00	1,440.00	.00	.00	.00	.00
11112010 4015		SS MEDICRE	4,679.00	4,710.00	.00	.00	.00	.00
11112010 4016		GRPINSUR	21,349.00	21,349.00	.00	.00	.00	.00
11112010 4017		LIFE INS	1,129.00	1,129.00	.00	.00	.00	.00
11112010 4018		DEFCMP/EMP	3,600.00	3,600.00	.00	.00	.00	.00
11112010 4019		L/T DISBLY	4,227.00	4,258.00	.00	.00	.00	.00
11112010 4020		PERS-EMPLR	79,889.00	85,970.00	.00	.00	.00	.00
11112010 4021		PT PERSEMP	258.00	258.00	.00	.00	.00	.00



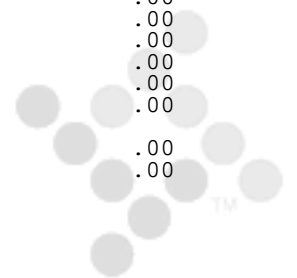
ORG	OBJECT PROJ	DESC	2014	2015	2016	2017	2018	2019
	11112010 4142	AUTRMBPRSL	7,800.00	7,800.00	.00	.00	.00	.00
	11112010 4265	RETIREEMED	1,008.00	1,008.00	.00	.00	.00	.00
	TOTAL CITY MANAGER PE		446,347.00	454,721.00	.00	.00	.00	.00
	11112020 CITY MANAGER MA							
	11112020 4028	PROF FEES	8,000.00	8,500.00	.00	.00	.00	.00
	11112020 4071	EDU&TRAIN	100.00	125.00	.00	.00	.00	.00
	11112020 4105	MEMB&DUES	600.00	650.00	.00	.00	.00	.00
	11112020 4115	OFFCE SUPP	650.00	700.00	.00	.00	.00	.00
	11112020 4120	COMP MICE	1,200.00	1,300.00	.00	.00	.00	.00
	11112020 4132	POSTAGE	300.00	325.00	.00	.00	.00	.00
	11112020 4135	PRINTING	725.00	750.00	.00	.00	.00	.00
	11112020 4137	TVLCNFRMTG	5,700.00	5,800.00	.00	.00	.00	.00
	11112020 4144	EVNTSUPPLY	500.00	550.00	.00	.00	.00	.00
	11112020 4160	MISC EXP	2,000.00	2,100.00	.00	.00	.00	.00
	TOTAL CITY MANAGER MA		19,775.00	20,800.00	.00	.00	.00	.00
	11112021 CITY MANAGER I/							
	11112021 4078	SIR I/S CH	14,752.00	14,752.00	.00	.00	.00	.00
	11112021 4085	TEL I/SCHG	6,705.00	6,705.00	.00	.00	.00	.00
	11112021 4086	CELPHNISCH	709.00	709.00	.00	.00	.00	.00
	11112021 4102	FAC IS CHG	36,375.00	36,375.00	.00	.00	.00	.00
	11112021 4104	IS I/S CHG	7,985.00	7,985.00	.00	.00	.00	.00
	TOTAL CITY MANAGER I/		66,526.00	66,526.00	.00	.00	.00	.00
	TOTAL CITY MANAGER		532,648.00	542,047.00	.00	.00	.00	.00
121	COMMUNITY RELAT							
	11112110 COMM REL/PUB IN							
	11112110 4000	FTSALARIES	90,792.00	91,767.00	.00	.00	.00	.00
	11112110 4013	WRKCOMPINS	3,178.00	3,212.00	.00	.00	.00	.00
	11112110 4014	UNEMPLYINS	409.00	413.00	.00	.00	.00	.00
	11112110 4015	SS MEDICRE	1,316.00	1,331.00	.00	.00	.00	.00
	11112110 4016	GRPINSUR	6,834.00	6,834.00	.00	.00	.00	.00
	11112110 4019	L/T DISBLY	1,309.00	1,323.00	.00	.00	.00	.00
	11112110 4020	PERS-EMPLR	24,682.00	26,651.00	.00	.00	.00	.00
	11112110 4265	RETIREEMED	325.00	325.00	.00	.00	.00	.00
	TOTAL COMM REL/PUB IN		128,845.00	131,856.00	.00	.00	.00	.00
	11112120 COMM REL/PUB IN							
	11112120 4022	ADVERTISNG	4,000.00	2,000.00	.00	.00	.00	.00
	11112120 4028	PROF FEES	23,620.00	17,620.00	.00	.00	.00	.00
	11112120 4071	EDU&TRAIN	200.00	200.00	.00	.00	.00	.00
	11112120 4105	MEMB&DUES	300.00	300.00	.00	.00	.00	.00
	11112120 4115	OFFCE SUPP	3,500.00	500.00	.00	.00	.00	.00
	11112120 4124	MAINTSUPP	150.00	150.00	.00	.00	.00	.00
	11112120 4132	POSTAGE	15,000.00	15,000.00	.00	.00	.00	.00



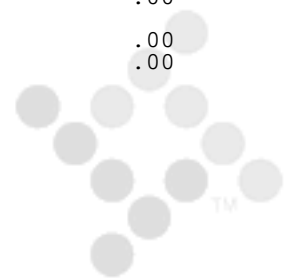
ORG	OBJECT PROJ	DESC	2014	2015	2016	2017	2018	2019
11112120	4135	PRINTING	50,000.00	50,000.00	.00	.00	.00	.00
11112120	4137	TVLCNFRMTG	1,100.00	1,100.00	.00	.00	.00	.00
11112120	4160	MISC EXP	500.00	500.00	.00	.00	.00	.00
TOTAL COMM REL/PUB IN			98,370.00	87,370.00	.00	.00	.00	.00
11112121	COMM REL/PUB IN							
11112121	4078	SIR I/S CH	4,417.00	4,417.00	.00	.00	.00	.00
11112121	4085	TEL I/SCHG	958.00	958.00	.00	.00	.00	.00
11112121	4086	CELPHNISCH	709.00	709.00	.00	.00	.00	.00
11112121	4104	IS I/S CHG	1,597.00	1,597.00	.00	.00	.00	.00
TOTAL COMM REL/PUB IN			7,681.00	7,681.00	.00	.00	.00	.00
TOTAL COMMUNITY RELAT			234,896.00	226,907.00	.00	.00	.00	.00
125	ECONOMIC DEVELO							
11112520	ECONOMIC DEVELO							
11112520	4028	PROF FEES	11,000.00	11,000.00	.00	.00	.00	.00
11112520	4071	EDU&TRAIN	950.00	950.00	.00	.00	.00	.00
11112520	4105	MEMB&DUES	56,650.00	56,650.00	.00	.00	.00	.00
11112520	4108	BKS/SUBS	200.00	200.00	.00	.00	.00	.00
11112520	4115	OFFCE SUPP	500.00	500.00	.00	.00	.00	.00
11112520	4132	POSTAGE	200.00	250.00	.00	.00	.00	.00
11112520	4135	PRINTING	3,000.00	2,000.00	.00	.00	.00	.00
11112520	4137	TVLCNFRMTG	6,400.00	6,400.00	.00	.00	.00	.00
11112520	4144	EVNTSUPPLY	4,700.00	4,700.00	.00	.00	.00	.00
11112520	4160	MISC EXP	350.00	400.00	.00	.00	.00	.00
TOTAL ECONOMIC DEVELO			83,950.00	83,050.00	.00	.00	.00	.00
11112521	ECONONMIC DEVEL							
11112521	4085	TEL I/SCHG	2,874.00	2,874.00	.00	.00	.00	.00
11112521	4086	CELPHNISCH	1,417.00	1,417.00	.00	.00	.00	.00
11112521	4104	IS I/S CHG	4,791.00	4,791.00	.00	.00	.00	.00
TOTAL ECONONMIC DEVEL			9,082.00	9,082.00	.00	.00	.00	.00
TOTAL ECONOMIC DEVELO			93,032.00	92,132.00	.00	.00	.00	.00
130	CITY CLERK							
11113010	CITY CLERK PERS							
11113010	4000	FTSALARIES	66,869.00	66,869.00	.00	.00	.00	.00
11113010	4013	WRKCOMPINS	4,823.00	4,823.00	.00	.00	.00	.00
11113010	4014	UNEMPLYINS	279.00	279.00	.00	.00	.00	.00
11113010	4015	SS MEDICRE	970.00	970.00	.00	.00	.00	.00
11113010	4016	GRPINSUR	12,667.00	12,667.00	.00	.00	.00	.00
11113010	4019	L/T DISBLY	895.00	895.00	.00	.00	.00	.00
11113010	4020	PERS-EMPLR	18,178.00	19,420.00	.00	.00	.00	.00
11113010	4265	RETIREEMED	390.00	390.00	.00	.00	.00	.00



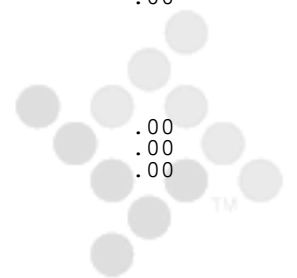
ORG	OBJECT PROJ	DESC	2014	2015	2016	2017	2018	2019
	TOTAL CITY CLERK PERS		105,071.00	106,313.00	.00	.00	.00	.00
11113020	CITY CLERK MAIN							
11113020 4022		ADVERTISNG	125.00	150.00	.00	.00	.00	.00
11113020 4028		PROF FEES	33.00	33.00	.00	.00	.00	.00
11113020 4071		EDU&TRAIN	400.00	400.00	.00	.00	.00	.00
11113020 4096		SHPEQMAINT	550.00	550.00	.00	.00	.00	.00
11113020 4105		MEMB&DUES	350.00	375.00	.00	.00	.00	.00
11113020 4108		BKS/SUBS	700.00	700.00	.00	.00	.00	.00
11113020 4115		OFFCE SUPP	1,100.00	900.00	.00	.00	.00	.00
11113020 4120		COMP MICE	1,200.00	1,200.00	.00	.00	.00	.00
11113020 4132		POSTAGE	200.00	200.00	.00	.00	.00	.00
11113020 4135		PRINTING	70.00	70.00	.00	.00	.00	.00
11113020 4137		TVLCNFRMTG	450.00	450.00	.00	.00	.00	.00
11113020 4160		MISC EXP	100.00	100.00	.00	.00	.00	.00
	TOTAL CITY CLERK MAIN		5,278.00	5,128.00	.00	.00	.00	.00
11113021	CITY CLERK I/S							
11113021 4078		SIR I/S CH	3,253.00	3,253.00	.00	.00	.00	.00
11113021 4085		TEL I/SCHG	3,831.00	3,831.00	.00	.00	.00	.00
11113021 4086		CELPHNISCH	709.00	709.00	.00	.00	.00	.00
11113021 4102		FAC IS CHG	12,125.00	12,125.00	.00	.00	.00	.00
11113021 4104		IS I/S CHG	6,388.00	6,388.00	.00	.00	.00	.00
	TOTAL CITY CLERK I/S		26,306.00	26,306.00	.00	.00	.00	.00
	TOTAL CITY CLERK		136,655.00	137,747.00	.00	.00	.00	.00
131	CITY CLERK ELEC							
11113110	CITY CLERK ELEC							
11113110 4004		PTSALARIES	.00	5,600.00	.00	.00	.00	.00
11113110 4013		WRKCOMPINS	.00	196.00	.00	.00	.00	.00
11113110 4014		UNEMPLYINS	.00	25.00	.00	.00	.00	.00
11113110 4015		SS MEDICRE	.00	81.00	.00	.00	.00	.00
11113110 4021		PT PERSEMP	.00	210.00	.00	.00	.00	.00
	TOTAL CITY CLERK ELEC		.00	6,112.00	.00	.00	.00	.00
11113120	CITY CLERK ELEC							
11113120 4022		ADVERTISNG	.00	2,000.00	.00	.00	.00	.00
11113120 4028		PROF FEES	.00	45,000.00	.00	.00	.00	.00
11113120 4071		EDU&TRAIN	200.00	.00	.00	.00	.00	.00
11113120 4115		OFFCE SUPP	.00	150.00	.00	.00	.00	.00
11113120 4132		POSTAGE	.00	6,000.00	.00	.00	.00	.00
11113120 4137		TVLCNFRMTG	.00	500.00	.00	.00	.00	.00
11113120 4160		MISC EXP	.00	600.00	.00	.00	.00	.00
	TOTAL CITY CLERK ELEC		200.00	54,250.00	.00	.00	.00	.00
	TOTAL CITY CLERK ELEC		200.00	60,362.00	.00	.00	.00	.00



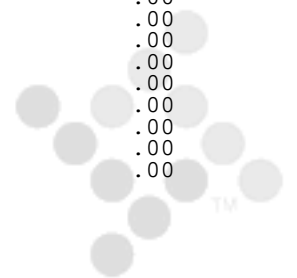
ORG	OBJECT PROJ	DESC	2014	2015	2016	2017	2018	2019
132	PASSPORT PROGRA							
11113210	PASSPORT PROGRA							
11113210 4000		FTSALARIES	37,334.00	37,864.00	.00	.00	.00	.00
11113210 4013		WRKCOMPINS	1,301.00	1,319.00	.00	.00	.00	.00
11113210 4014		UNEMPLYINS	168.00	170.00	.00	.00	.00	.00
11113210 4015		SS MEDICRE	541.00	549.00	.00	.00	.00	.00
11113210 4016		GRPINSUR	5,467.00	5,467.00	.00	.00	.00	.00
11113210 4019		L/T DISBLY	535.00	543.00	.00	.00	.00	.00
11113210 4020		PERS-EMPLR	10,103.00	10,948.00	.00	.00	.00	.00
11113210 4265		RETIREEMED	228.00	228.00	.00	.00	.00	.00
	TOTAL PASSPORT PROGRA		55,677.00	57,088.00	.00	.00	.00	.00
11113220	PASSPORT PROGRA							
11113220 4115		OFFCE SUPP	500.00	500.00	.00	.00	.00	.00
11113220 4132		POSTAGE	5,000.00	5,000.00	.00	.00	.00	.00
11113220 4160		MISC EXP	1,300.00	800.00	.00	.00	.00	.00
11113220 4171		PASPRT EXP	800.00	800.00	.00	.00	.00	.00
	TOTAL PASSPORT PROGRA		7,600.00	7,100.00	.00	.00	.00	.00
11113221	PASSPORT PROGRA							
11113221 4078		SIR I/S CH	1,816.00	1,816.00	.00	.00	.00	.00
	TOTAL PASSPORT PROGRA		1,816.00	1,816.00	.00	.00	.00	.00
	TOTAL PASSPORT PROGRA		65,093.00	66,004.00	.00	.00	.00	.00
140	CITY TREASURER							
11114010	CITY TREASURER							
11114010 4004		PTSALARIES	4,356.00	4,356.00	.00	.00	.00	.00
11114010 4013		WRKCOMPINS	152.00	152.00	.00	.00	.00	.00
11114010 4015		SS MEDICRE	63.00	63.00	.00	.00	.00	.00
11114010 4016		GRPINSUR	10,739.00	10,739.00	.00	.00	.00	.00
11114010 4020		PERS-EMPLR	1,184.00	1,265.00	.00	.00	.00	.00
	TOTAL CITY TREASURER		16,494.00	16,575.00	.00	.00	.00	.00
11114020	CITY TREASURER							
11114020 4137		TVLCNFRMTG	650.00	650.00	.00	.00	.00	.00
	TOTAL CITY TREASURER		650.00	650.00	.00	.00	.00	.00
	TOTAL CITY TREASURER		17,144.00	17,225.00	.00	.00	.00	.00
150	CITY ATTORNEY							
11115020	CITY ATTORNEY M							



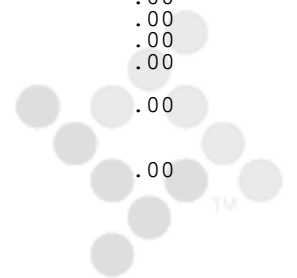
ORG	OBJECT PROJ	DESC	2014	2015	2016	2017	2018	2019
11115020	4132	POSTAGE	50.00	50.00	.00	.00	.00	.00
11115020	4269	LEGAL FEES	441,000.00	441,000.00	.00	.00	.00	.00
	TOTAL CITY ATTORNEY M		441,050.00	441,050.00	.00	.00	.00	.00
	TOTAL CITY ATTORNEY		441,050.00	441,050.00	.00	.00	.00	.00
210	FINANCE ADMINIS							
11121010	FINANCE ADMIN P							
11121010	4000	FTSALARIES	142,247.00	143,222.00	.00	.00	.00	.00
11121010	4013	WRKCOMPINS	4,979.00	5,013.00	.00	.00	.00	.00
11121010	4014	UNEMPLYINS	653.00	658.00	.00	.00	.00	.00
11121010	4015	SS MEDICRE	2,137.00	2,151.00	.00	.00	.00	.00
11121010	4016	GRPINSUR	7,784.00	7,784.00	.00	.00	.00	.00
11121010	4017	LIFE INS	533.00	533.00	.00	.00	.00	.00
11121010	4018	DEFEMP/EMP	1,680.00	1,680.00	.00	.00	.00	.00
11121010	4019	L/T DISBLY	1,986.00	2,000.00	.00	.00	.00	.00
11121010	4020	PERS-EMPLR	37,433.00	40,274.00	.00	.00	.00	.00
11121010	4142	AUTRMBPRSL	2,940.00	2,940.00	.00	.00	.00	.00
11121010	4265	RETIREEMED	65.00	65.00	.00	.00	.00	.00
	TOTAL FINANCE ADMIN P		202,437.00	206,320.00	.00	.00	.00	.00
11121020	FINANCE ADMIN M							
11121020	4071	EDU&TRAIN	150.00	150.00	.00	.00	.00	.00
11121020	4105	MEMB&DUES	525.00	525.00	.00	.00	.00	.00
11121020	4108	BKS/SUBS	433.00	433.00	.00	.00	.00	.00
11121020	4115	OFFCE SUPP	550.00	550.00	.00	.00	.00	.00
11121020	4124	MAINTSUPP	100.00	100.00	.00	.00	.00	.00
11121020	4132	POSTAGE	50.00	50.00	.00	.00	.00	.00
11121020	4137	TVLCNFRMTG	1,540.00	1,840.00	.00	.00	.00	.00
11121020	4160	MISC EXP	1,325.00	1,325.00	.00	.00	.00	.00
	TOTAL FINANCE ADMIN M		4,673.00	4,973.00	.00	.00	.00	.00
11121021	FINANCE ADMIN I							
11121021	4078	SIR I/S CH	6,920.00	6,920.00	.00	.00	.00	.00
11121021	4085	TEL I/SCHG	2,874.00	2,874.00	.00	.00	.00	.00
11121021	4086	CELPHNISCH	709.00	709.00	.00	.00	.00	.00
11121021	4104	IS I/S CHG	4,791.00	4,791.00	.00	.00	.00	.00
	TOTAL FINANCE ADMIN I		15,294.00	15,294.00	.00	.00	.00	.00
	TOTAL FINANCE ADMINIS		222,404.00	226,587.00	.00	.00	.00	.00
221	FINANCE OPERATI							
11122110	FINANCE OPERATI							
11122110	4000	FTSALARIES	356,661.00	358,216.00	.00	.00	.00	.00
11122110	4004	PTSALARIES	2,668.00	2,668.00	.00	.00	.00	.00
11122110	4005	OTSALARIES	9,814.00	9,814.00	.00	.00	.00	.00



ORG	OBJECT PROJ	DESC	2014	2015	2016	2017	2018	2019
	11122110 4013	WRKCOMPINS	12,577.00	12,575.00	.00	.00	.00	.00
	11122110 4014	UNEMPLYINS	1,665.00	1,672.00	.00	.00	.00	.00
	11122110 4015	SS MEDICRE	4,964.00	4,987.00	.00	.00	.00	.00
	11122110 4016	GRPINSUR	29,476.00	29,476.00	.00	.00	.00	.00
	11122110 4017	LIFE INS	233.00	233.00	.00	.00	.00	.00
	11122110 4018	DEFEMP/EMP	480.00	480.00	.00	.00	.00	.00
	11122110 4019	L/T DISBLY	5,098.00	5,121.00	.00	.00	.00	.00
	11122110 4020	PERS-EMPLR	96,362.00	103,396.00	.00	.00	.00	.00
	11122110 4021	PT PERSEMP	100.00	100.00	.00	.00	.00	.00
	11122110 4142	AUTRMBPERSL	960.00	960.00	.00	.00	.00	.00
	11122110 4265	RETIEMED	1,346.00	1,398.00	.00	.00	.00	.00
	TOTAL FINANCE OPERATI		522,404.00	531,096.00	.00	.00	.00	.00
	11122120 FINANCE OPERATI							
	11122120 4022	ADVERTISNG	130.00	140.00	.00	.00	.00	.00
	11122120 4028	PROF FEES	700.00	700.00	.00	.00	.00	.00
	11122120 4071	EDU&TRAIN	1,000.00	1,000.00	.00	.00	.00	.00
	11122120 4105	MEMB&DUES	680.00	680.00	.00	.00	.00	.00
	11122120 4108	BKS/SUBS	700.00	450.00	.00	.00	.00	.00
	11122120 4115	OFFCE SUPP	6,500.00	6,500.00	.00	.00	.00	.00
	11122120 4124	MAINTSUPP	500.00	500.00	.00	.00	.00	.00
	11122120 4132	POSTAGE	4,200.00	4,200.00	.00	.00	.00	.00
	11122120 4135	PRINTING	7,500.00	7,500.00	.00	.00	.00	.00
	11122120 4137	TVLCNFRMTG	2,650.00	4,150.00	.00	.00	.00	.00
	11122120 4160	MISC EXP	2,405.00	2,405.00	.00	.00	.00	.00
	TOTAL FINANCE OPERATI		26,965.00	28,225.00	.00	.00	.00	.00
	11122121 FINANCE OPERATI							
	11122121 4078	SIR I/S CH	19,073.00	19,073.00	.00	.00	.00	.00
	11122121 4085	TEL I/SCHG	7,663.00	7,663.00	.00	.00	.00	.00
	11122121 4102	FAC IS CHG	60,626.00	60,626.00	.00	.00	.00	.00
	11122121 4103	FINCOMPI/S	165,455.00	165,455.00	.00	.00	.00	.00
	11122121 4104	IS I/S CHG	14,373.00	14,373.00	.00	.00	.00	.00
	TOTAL FINANCE OPERATI		267,190.00	267,190.00	.00	.00	.00	.00
	TOTAL FINANCE OPERATI		816,559.00	826,511.00	.00	.00	.00	.00
231	HUMAN RESOURCES							
	11123110 HUMAN RESOURCES							
	11123110 4000	FTSALARIES	94,779.00	96,292.00	.00	.00	.00	.00
	11123110 4004	PTSALARIES	8,000.00	8,000.00	.00	.00	.00	.00
	11123110 4013	WRKCOMPINS	3,590.00	3,643.00	.00	.00	.00	.00
	11123110 4014	UNEMPLYINS	468.00	474.00	.00	.00	.00	.00
	11123110 4015	SS MEDICRE	1,519.00	1,541.00	.00	.00	.00	.00
	11123110 4016	GRPINSUR	6,129.00	6,129.00	.00	.00	.00	.00
	11123110 4017	LIFE INS	246.00	248.00	.00	.00	.00	.00
	11123110 4018	DEFEMP/EMP	600.00	600.00	.00	.00	.00	.00
	11123110 4019	L/T DISBLY	1,337.00	1,359.00	.00	.00	.00	.00



ORG	OBJECT PROJ	DESC	2014	2015	2016	2017	2018	2019
11123110	4020	PERS-EMPLR	25,071.00	27,191.00	.00	.00	.00	.00
11123110	4021	PT PERSEMP	300.00	300.00	.00	.00	.00	.00
11123110	4142	AUTRMBPRSL	1,140.00	1,140.00	.00	.00	.00	.00
11123110	4265	RETIREEMED	324.00	324.00	.00	.00	.00	.00
TOTAL HUMAN RESOURCES			143,503.00	147,241.00	.00	.00	.00	.00
11123120 HUMAN RESOURCES								
11123120	4022	ADVERTISNG	3,000.00	3,000.00	.00	.00	.00	.00
11123120	4028	PROF FEES	20,000.00	20,000.00	.00	.00	.00	.00
11123120	4046	MEDTN EXP	400.00	400.00	.00	.00	.00	.00
11123120	4071	EDU&TRAIN	5,000.00	5,000.00	.00	.00	.00	.00
11123120	4105	MEMB&DUES	3,000.00	3,000.00	.00	.00	.00	.00
11123120	4108	BKS/SUBS	200.00	200.00	.00	.00	.00	.00
11123120	4115	OFFCE SUPP	1,200.00	1,200.00	.00	.00	.00	.00
11123120	4120	COMP MICE	200.00	200.00	.00	.00	.00	.00
11123120	4132	POSTAGE	1,000.00	1,000.00	.00	.00	.00	.00
11123120	4135	PRINTING	3,500.00	3,500.00	.00	.00	.00	.00
11123120	4137	TVLCNFRMTG	1,200.00	200.00	.00	.00	.00	.00
11123120	4163	ORLBRD EXP	1,000.00	1,000.00	.00	.00	.00	.00
TOTAL HUMAN RESOURCES			39,700.00	38,700.00	.00	.00	.00	.00
11123121 HUMAN RESOURCES								
11123121	4078	SIR I/S CH	4,611.00	4,611.00	.00	.00	.00	.00
11123121	4085	TEL I/SCHG	4,789.00	4,789.00	.00	.00	.00	.00
11123121	4086	CELPHNISCH	1,417.00	1,417.00	.00	.00	.00	.00
11123121	4102	FAC IS CHG	12,125.00	12,125.00	.00	.00	.00	.00
11123121	4104	IS I/S CHG	9,582.00	9,582.00	.00	.00	.00	.00
TOTAL HUMAN RESOURCES			32,524.00	32,524.00	.00	.00	.00	.00
TOTAL HUMAN RESOURCES			215,727.00	218,465.00	.00	.00	.00	.00
251 NON-DEPARTMENTA								
11125120 NON-DEPARTMENTA								
11125120	4028	PROF FEES	304,892.00	224,892.00	.00	.00	.00	.00
11125120	4081	RET&CBRMED	415,000.00	450,000.00	.00	.00	.00	.00
11125120	4105	MEMB&DUES	38,170.00	38,934.00	.00	.00	.00	.00
11125120	4160	MISC EXP	850.00	850.00	.00	.00	.00	.00
11125120	4165	CABLE CONT	118,000.00	118,000.00	.00	.00	.00	.00
11125120	4170	EDUC REIMB	55,000.00	55,000.00	.00	.00	.00	.00
11125120	4178	REBATES	100,000.00	100,000.00	.00	.00	.00	.00
11125120	4180	PRPTX ADMC	88,000.00	90,000.00	.00	.00	.00	.00
11125120	4258	RETHLREIMB	30,000.00	34,000.00	.00	.00	.00	.00
11125120	4278	MLRREBATES	161,000.00	161,000.00	.00	.00	.00	.00
TOTAL NON-DEPARTMENTA			1,310,912.00	1,272,676.00	.00	.00	.00	.00
11125122 NON-DEPARTMENTA								
11125122	4228	TRSFER OUT	1,052,328.00	1,276,785.00	.00	.00	.00	.00

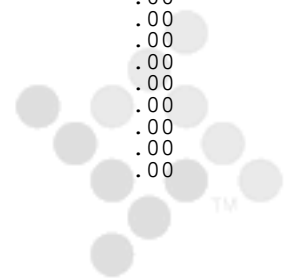


08/07/2013 16:04
mhernandez

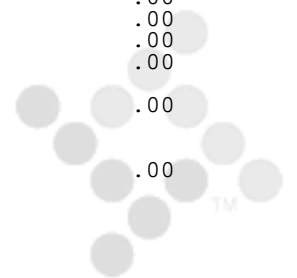
CITY OF MONROVIA - LIVE
PROJECTION 1315 / BUDGET ENTRY FUTURE YRS REPORT

PG 9
bgnyrpts

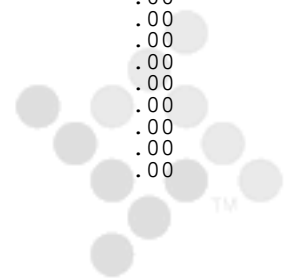
ORG	OBJECT PROJ	DESC	2014	2015	2016	2017	2018	2019
	TOTAL NON-DEPARTMENTA		1,052,328.00	1,276,785.00	.00	.00	.00	.00
	TOTAL NON-DEPARTMENTA		2,363,240.00	2,549,461.00	.00	.00	.00	.00
310	POLICE ADMINIST							
11131010	POLICE ADMIN PE							
11131010 4000		FTSALARIES	248,324.00	248,537.00	.00	.00	.00	.00
11131010 4013		WRKCOMPINS	8,691.00	8,699.00	.00	.00	.00	.00
11131010 4014		UNEMPLYINS	1,117.00	1,118.00	.00	.00	.00	.00
11131010 4015		SS MEDICRE	3,647.00	3,650.00	.00	.00	.00	.00
11131010 4016		GRPINSUR	15,051.00	15,051.00	.00	.00	.00	.00
11131010 4017		LIFE INS	761.00	761.00	.00	.00	.00	.00
11131010 4018		DEFEMP/EMP	2,400.00	2,400.00	.00	.00	.00	.00
11131010 4019		L/T DISBLY	2,431.00	2,434.00	.00	.00	.00	.00
11131010 4020		PERS-EMPLR	69,855.00	74,574.00	.00	.00	.00	.00
11131010 4265		RETIREEMED	910.00	910.00	.00	.00	.00	.00
	TOTAL POLICE ADMIN PE		353,187.00	358,134.00	.00	.00	.00	.00
11131020	POLICE ADMIN MA							
11131020 4025		CLTH&PRSEX	300.00	300.00	.00	.00	.00	.00
11131020 4071		EDU&TRAIN	2,100.00	2,100.00	.00	.00	.00	.00
11131020 4105		MEMB&DUES	1,610.00	1,610.00	.00	.00	.00	.00
11131020 4111		VHISCHEQPL	9,617.00	9,617.00	.00	.00	.00	.00
11131020 4137		TVLCNFRMTG	1,600.00	1,600.00	.00	.00	.00	.00
	TOTAL POLICE ADMIN MA		15,227.00	15,227.00	.00	.00	.00	.00
11131021	POLICE ADMIN I/							
11131021 4078		SIR I/S CH	29,138.00	29,138.00	.00	.00	.00	.00
11131021 4085		TEL I/SCHG	3,831.00	3,831.00	.00	.00	.00	.00
11131021 4086		CELPHNISCH	1,417.00	1,417.00	.00	.00	.00	.00
11131021 4102		FAC IS CHG	5,611.00	5,611.00	.00	.00	.00	.00
	TOTAL POLICE ADMIN I/		39,997.00	39,997.00	.00	.00	.00	.00
	TOTAL POLICE ADMINIST		408,411.00	413,358.00	.00	.00	.00	.00
320	POLICE SERVICES							
11132010	POLICE SERVICES							
11132010 4000		FTSALARIES	847,556.00	847,556.00	.00	.00	.00	.00
11132010 4004		PTSALARIES	16,842.00	16,842.00	.00	.00	.00	.00
11132010 4005		OTSALARIES	15,765.00	15,765.00	.00	.00	.00	.00
11132010 4013		WRKCOMPINS	30,254.00	30,254.00	.00	.00	.00	.00
11132010 4014		UNEMPLYINS	3,961.00	3,961.00	.00	.00	.00	.00
11132010 4015		SS MEDICRE	11,956.00	11,956.00	.00	.00	.00	.00
11132010 4016		GRPINSUR	93,922.00	93,922.00	.00	.00	.00	.00
11132010 4020		PERS-EMPLR	223,248.00	237,795.00	.00	.00	.00	.00
11132010 4021		PT PERSEMP	632.00	632.00	.00	.00	.00	.00



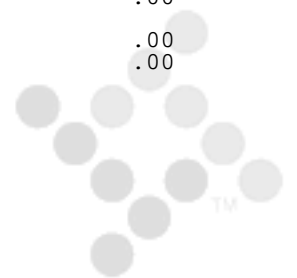
ORG	OBJECT PROJ	DESC	2014	2015	2016	2017	2018	2019
	TOTAL POLICE SERVICES		1,244,136.00	1,258,683.00	.00	.00	.00	.00
11132020	POLICE SERVICES							
11132020 4024		BOARD&CARE	35,000.00	35,000.00	.00	.00	.00	.00
11132020 4025		CLTH&PRSEX	5,000.00	5,000.00	.00	.00	.00	.00
11132020 4028		PROF FEES	50,000.00	50,000.00	.00	.00	.00	.00
11132020 4071		EDU&TRAIN	5,000.00	5,000.00	.00	.00	.00	.00
11132020 4084		RDIO I/SCH	49,958.00	49,958.00	.00	.00	.00	.00
11132020 4105		MEMB&DUES	500.00	500.00	.00	.00	.00	.00
11132020 4108		BKS/SUBS	350.00	350.00	.00	.00	.00	.00
11132020 4111		VHISCHEQPL	17,310.00	17,310.00	.00	.00	.00	.00
11132020 4115		OFFCE SUPP	16,000.00	16,000.00	.00	.00	.00	.00
11132020 4124		MAINTSUPP	7,000.00	7,000.00	.00	.00	.00	.00
11132020 4132		POSTAGE	4,500.00	4,500.00	.00	.00	.00	.00
11132020 4135		PRINTING	3,500.00	3,500.00	.00	.00	.00	.00
11132020 4137		TVLCNFRMTG	3,000.00	3,000.00	.00	.00	.00	.00
11132020 4160		MISC EXP	11,000.00	11,000.00	.00	.00	.00	.00
	TOTAL POLICE SERVICES		208,118.00	208,118.00	.00	.00	.00	.00
11132021	POLICE SERVICES							
11132021 4078		SIR I/S CH	41,229.00	41,229.00	.00	.00	.00	.00
11132021 4085		TEL I/SCHG	24,903.00	24,903.00	.00	.00	.00	.00
11132021 4086		CELPHNISCH	3,543.00	3,543.00	.00	.00	.00	.00
11132021 4102		FAC IS CHG	44,890.00	44,890.00	.00	.00	.00	.00
	TOTAL POLICE SERVICES		114,565.00	114,565.00	.00	.00	.00	.00
	TOTAL POLICE SERVICES		1,566,819.00	1,581,366.00	.00	.00	.00	.00
331	POLICE PATROL							
11133110	POLICE PATROL P							
11133110 4000		FTSALARIES	3,505,144.00	3,505,658.00	.00	.00	.00	.00
11133110 4004		PTSALARIES	18,354.00	18,354.00	.00	.00	.00	.00
11133110 4005		OTSALARIES	455,120.00	455,120.00	.00	.00	.00	.00
11133110 4013		WRKCOMPINS	386,456.00	386,515.00	.00	.00	.00	.00
11133110 4014		UNEMPLYINS	17,904.00	17,906.00	.00	.00	.00	.00
11133110 4015		SS MEDICRE	55,711.00	55,718.00	.00	.00	.00	.00
11133110 4016		GRPINSUR	501,688.00	501,688.00	.00	.00	.00	.00
11133110 4017		LIFE INS	2,971.00	2,973.00	.00	.00	.00	.00
11133110 4018		DEFEMP/EMP	6,000.00	6,000.00	.00	.00	.00	.00
11133110 4019		L/T DISBLY	9,496.00	9,503.00	.00	.00	.00	.00
11133110 4020		PERS-EMPLR	1,031,642.00	1,095,445.00	.00	.00	.00	.00
11133110 4021		PT PERSEMP	688.00	688.00	.00	.00	.00	.00
11133110 4265		RETIREEMED	3,510.00	3,640.00	.00	.00	.00	.00
	TOTAL POLICE PATROL P		5,994,684.00	6,059,208.00	.00	.00	.00	.00
11133120	POLICE PATROL M							
11133120 4025		CLTH&PRSEX	30,000.00	30,000.00	.00	.00	.00	.00



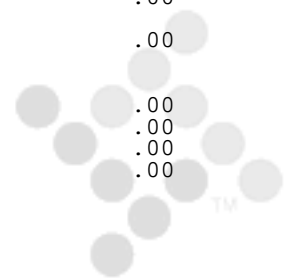
ORG	OBJECT PROJ	DESC	2014	2015	2016	2017	2018	2019	
	11133120	4028	PROF FEES	15,000.00	15,000.00	.00	.00	.00	.00
	11133120	4071	EDU&TRAIN	25,000.00	25,000.00	.00	.00	.00	.00
	11133120	4105	MEMB&DUES	200.00	200.00	.00	.00	.00	.00
	11133120	4108	BKS/SUBS	3,000.00	3,000.00	.00	.00	.00	.00
	11133120	4111	VHISCHEQPL	252,500.00	252,500.00	.00	.00	.00	.00
	11133120	4115	OFFCE SUPP	1,000.00	1,000.00	.00	.00	.00	.00
	11133120	4124	MAINTSUPP	25,000.00	25,000.00	.00	.00	.00	.00
	11133120	4132	POSTAGE	500.00	500.00	.00	.00	.00	.00
	11133120	4135	PRINTING	3,000.00	3,000.00	.00	.00	.00	.00
	11133120	4137	TVLCNFRMTG	3,000.00	3,000.00	.00	.00	.00	.00
	11133120	4160	MISC EXP	11,000.00	11,000.00	.00	.00	.00	.00
	TOTAL POLICE PATROL M			369,200.00	369,200.00	.00	.00	.00	.00
	11133121 POLICE PATROL I								
	11133121	4078	SIR I/S CH	411,339.00	411,339.00	.00	.00	.00	.00
	11133121	4085	TEL I/SCHG	14,368.00	14,368.00	.00	.00	.00	.00
	11133121	4086	CELPHNISCH	3,543.00	3,543.00	.00	.00	.00	.00
	11133121	4102	FAC IS CHG	106,613.00	106,613.00	.00	.00	.00	.00
	TOTAL POLICE PATROL I			535,863.00	535,863.00	.00	.00	.00	.00
	11133122 POLICE PATROL T								
	11133122	4228	TRFSR OUT	90,000.00	90,000.00	.00	.00	.00	.00
	TOTAL POLICE PATROL T			90,000.00	90,000.00	.00	.00	.00	.00
	TOTAL POLICE PATROL			6,989,747.00	7,054,271.00	.00	.00	.00	.00
340	DETECTIVES								
	11134010 DETECTIVES PERS								
	11134010	4000	FTSALARIES	862,948.00	862,948.00	.00	.00	.00	.00
	11134010	4005	OTSALARIES	49,198.00	49,198.00	.00	.00	.00	.00
	11134010	4013	WRKCOMPINS	99,239.00	99,239.00	.00	.00	.00	.00
	11134010	4014	UNEMPLYINS	4,105.00	4,105.00	.00	.00	.00	.00
	11134010	4015	SS MEDICRE	13,226.00	13,226.00	.00	.00	.00	.00
	11134010	4016	GRPINSUR	140,623.00	140,623.00	.00	.00	.00	.00
	11134010	4020	PERS-EMPLR	246,574.00	260,991.00	.00	.00	.00	.00
	TOTAL DETECTIVES PERS			1,415,913.00	1,430,330.00	.00	.00	.00	.00
	11134020 DETECTIVES MAIN								
	11134020	4025	CLTH&PRSEX	4,200.00	4,200.00	.00	.00	.00	.00
	11134020	4028	PROF FEES	14,000.00	14,000.00	.00	.00	.00	.00
	11134020	4071	EDU&TRAIN	9,000.00	9,000.00	.00	.00	.00	.00
	11134020	4105	MEMB&DUES	500.00	500.00	.00	.00	.00	.00
	11134020	4110	EQUIP RNTL	1,000.00	1,000.00	.00	.00	.00	.00
	11134020	4111	VHISCHEQPL	73,607.00	73,607.00	.00	.00	.00	.00
	11134020	4115	OFFCE SUPP	1,500.00	1,500.00	.00	.00	.00	.00
	11134020	4124	MAINTSUPP	2,000.00	2,000.00	.00	.00	.00	.00
	11134020	4132	POSTAGE	50.00	50.00	.00	.00	.00	.00



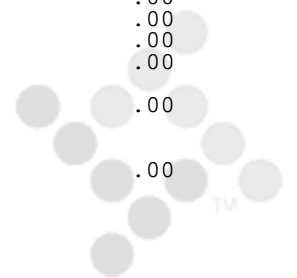
ORG	OBJECT PROJ	DESC	2014	2015	2016	2017	2018	2019
11134020	4135	PRINTING	500.00	500.00	.00	.00	.00	.00
11134020	4137	TVLCNFRMTG	1,500.00	1,500.00	.00	.00	.00	.00
11134020	4160	MISC EXP	1,500.00	1,500.00	.00	.00	.00	.00
TOTAL DETECTIVES MAIN			109,357.00	109,357.00	.00	.00	.00	.00
11134021	DETECTIVES I/S							
11134021	4078	SIR I/S CH	101,258.00	101,258.00	.00	.00	.00	.00
11134021	4085	TEL I/SCHG	8,621.00	8,621.00	.00	.00	.00	.00
11134021	4086	CELPHNISCH	1,417.00	1,417.00	.00	.00	.00	.00
11134021	4102	FAC IS CHG	33,667.00	33,667.00	.00	.00	.00	.00
TOTAL DETECTIVES I/S			144,963.00	144,963.00	.00	.00	.00	.00
TOTAL DETECTIVES			1,670,233.00	1,684,650.00	.00	.00	.00	.00
342	COMMUNICATION C							
11134210	COMM CRIME ANAL							
11134210	4000	FTSALARIES	667,976.00	667,976.00	.00	.00	.00	.00
11134210	4005	OTSALARIES	49,645.00	49,645.00	.00	.00	.00	.00
11134210	4013	WRKCOMPINS	23,379.00	23,379.00	.00	.00	.00	.00
11134210	4014	UNEMPLYINS	3,229.00	3,229.00	.00	.00	.00	.00
11134210	4015	SS MEDICRE	10,406.00	10,406.00	.00	.00	.00	.00
11134210	4016	GRPINSUR	64,430.00	64,430.00	.00	.00	.00	.00
11134210	4020	PERS-EMPLR	175,780.00	187,234.00	.00	.00	.00	.00
TOTAL COMM CRIME ANAL			994,845.00	1,006,299.00	.00	.00	.00	.00
11134220	COMM CRIME ANAL							
11134220	4025	CLTH&PRSEX	1,000.00	1,000.00	.00	.00	.00	.00
11134220	4028	PROF FEES	82,000.00	82,000.00	.00	.00	.00	.00
11134220	4071	EDU&TRAIN	3,000.00	3,000.00	.00	.00	.00	.00
11134220	4096	SHPEQMAINT	45,000.00	45,000.00	.00	.00	.00	.00
11134220	4105	MEMB&DUES	130.00	130.00	.00	.00	.00	.00
11134220	4149	TELEPHONE	2,400.00	2,400.00	.00	.00	.00	.00
TOTAL COMM CRIME ANAL			133,530.00	133,530.00	.00	.00	.00	.00
11134221	COMM CRIME ANAL							
11134221	4078	SIR I/S CH	29,512.00	29,512.00	.00	.00	.00	.00
11134221	4085	TEL I/SCHG	3,831.00	3,831.00	.00	.00	.00	.00
11134221	4086	CELPHNISCH	1,417.00	1,417.00	.00	.00	.00	.00
11134221	4102	FAC IS CHG	25,251.00	25,251.00	.00	.00	.00	.00
TOTAL COMM CRIME ANAL			60,011.00	60,011.00	.00	.00	.00	.00
TOTAL COMMUNICATION C			1,188,386.00	1,199,840.00	.00	.00	.00	.00
350	COMMUNITY POLIC							
11135010	COMMUNITY POLIC							



ORG	OBJECT PROJ	DESC	2014	2015	2016	2017	2018	2019
	11135010 4000	FTSALARIES	121,624.00	121,624.00	.00	.00	.00	.00
	11135010 4005	OTSALARIES	10,286.00	10,286.00	.00	.00	.00	.00
	11135010 4013	WRKCOMPINS	13,987.00	13,987.00	.00	.00	.00	.00
	11135010 4014	UNEMPLYINS	594.00	594.00	.00	.00	.00	.00
	11135010 4015	SS MEDICRE	1,913.00	1,913.00	.00	.00	.00	.00
	11135010 4016	GRPINSUR	15,667.00	15,667.00	.00	.00	.00	.00
	11135010 4020	PERS-EMPLR	36,570.00	38,798.00	.00	.00	.00	.00
	TOTAL COMMUNITY POLIC		200,641.00	202,869.00	.00	.00	.00	.00
	11135020 COMMUNITY POLIC							
	11135020 4022	ADVERTISNG	1,500.00	1,500.00	.00	.00	.00	.00
	11135020 4025	CLTH&PRSEX	350.00	350.00	.00	.00	.00	.00
	11135020 4071	EDU&TRAIN	1,000.00	1,000.00	.00	.00	.00	.00
	11135020 4111	VHISCHEQPL	21,762.00	21,762.00	.00	.00	.00	.00
	11135020 4115	OFFCE SUPP	1,500.00	1,500.00	.00	.00	.00	.00
	11135020 4124	MAINTSUPP	2,000.00	2,000.00	.00	.00	.00	.00
	11135020 4132	POSTAGE	500.00	500.00	.00	.00	.00	.00
	11135020 4135	PRINTING	2,500.00	2,500.00	.00	.00	.00	.00
	11135020 4137	TVLCNFRMTG	1,000.00	1,000.00	.00	.00	.00	.00
	11135020 4160	MISC EXP	2,500.00	2,500.00	.00	.00	.00	.00
	TOTAL COMMUNITY POLIC		34,612.00	34,612.00	.00	.00	.00	.00
	11135021 COMMUNITY POLIC							
	11135021 4078	SIR I/S CH	14,271.00	14,271.00	.00	.00	.00	.00
	11135021 4085	TEL I/SCHG	2,874.00	2,874.00	.00	.00	.00	.00
	11135021 4086	CELPHNISCH	2,126.00	2,126.00	.00	.00	.00	.00
	11135021 4102	FAC IS CHG	8,417.00	8,417.00	.00	.00	.00	.00
	TOTAL COMMUNITY POLIC		27,688.00	27,688.00	.00	.00	.00	.00
	TOTAL COMMUNITY POLIC		262,941.00	265,169.00	.00	.00	.00	.00
360	ANIMAL LICENSE							
	11136010 ANIMAL LICENSE							
	11136010 4000	FTSALARIES	119,135.00	119,135.00	.00	.00	.00	.00
	11136010 4005	OTSALARIES	11,776.00	11,776.00	.00	.00	.00	.00
	11136010 4013	WRKCOMPINS	4,170.00	4,170.00	.00	.00	.00	.00
	11136010 4014	UNEMPLYINS	589.00	589.00	.00	.00	.00	.00
	11136010 4015	SS MEDICRE	1,898.00	1,898.00	.00	.00	.00	.00
	11136010 4016	GRPINSUR	12,255.00	12,255.00	.00	.00	.00	.00
	11136010 4020	PERS-EMPLR	31,429.00	33,477.00	.00	.00	.00	.00
	TOTAL ANIMAL LICENSE		181,252.00	183,300.00	.00	.00	.00	.00
	11136020 ANIMAL LICENSE							
	11136020 4025	CLTH&PRSEX	1,000.00	1,000.00	.00	.00	.00	.00
	11136020 4028	PROF FEES	52,000.00	52,000.00	.00	.00	.00	.00
	11136020 4111	VHISCHEQPL	11,314.00	11,314.00	.00	.00	.00	.00
	11136020 4124	MAINTSUPP	1,000.00	1,000.00	.00	.00	.00	.00



ORG	OBJECT PROJ	DESC	2014	2015	2016	2017	2018	2019
	11136020	4132						
		POSTAGE	1,000.00	1,000.00	.00	.00	.00	.00
	11136020	4135						
		PRINTING	1,000.00	1,000.00	.00	.00	.00	.00
	11136020	4160						
		MISC EXP	500.00	500.00	.00	.00	.00	.00
	TOTAL ANIMAL LICENSE		67,814.00	67,814.00	.00	.00	.00	.00
	11136021 ANIMAL LICENSE							
	11136021	4078						
		SIR I/S CH	15,735.00	15,735.00	.00	.00	.00	.00
	11136021	4085						
		TEL I/SCHG	958.00	958.00	.00	.00	.00	.00
	11136021	4086						
		CELPHNISCH	1,417.00	1,417.00	.00	.00	.00	.00
	11136021	4102						
		FAC IS CHG	5,611.00	5,611.00	.00	.00	.00	.00
	TOTAL ANIMAL LICENSE		23,721.00	23,721.00	.00	.00	.00	.00
	TOTAL ANIMAL LICENSE		272,787.00	274,835.00	.00	.00	.00	.00
410	FIRE ADMINISTRA							
	11141010 FIRE ADMIN PERS							
	11141010	4000						
		FTSALARIES	226,200.00	226,200.00	.00	.00	.00	.00
	11141010	4013						
		WRKCOMPINS	11,691.00	11,691.00	.00	.00	.00	.00
	11141010	4014						
		UNEMPLYINS	1,018.00	1,018.00	.00	.00	.00	.00
	11141010	4015						
		SS MEDICRE	3,326.00	3,326.00	.00	.00	.00	.00
	11141010	4016						
		GRPINSUR	14,934.00	14,934.00	.00	.00	.00	.00
	11141010	4017						
		LIFE INS	762.00	762.00	.00	.00	.00	.00
	11141010	4018						
		DEFEMP/EMP	2,400.00	2,400.00	.00	.00	.00	.00
	11141010	4019						
		L/T DISBLY	2,436.00	2,436.00	.00	.00	.00	.00
	11141010	4020						
		PERS-EMPLR	65,551.00	69,861.00	.00	.00	.00	.00
	11141010	4265						
		RETIREEMED	780.00	780.00	.00	.00	.00	.00
	TOTAL FIRE ADMIN PERS		329,098.00	333,408.00	.00	.00	.00	.00
	11141020 FIRE ADMIN MAIN							
	11141020	4084						
		RDIO I/SCH	1,985.00	2,044.00	.00	.00	.00	.00
	11141020	4105						
		MEMB&DUES	950.00	980.00	.00	.00	.00	.00
	11141020	4108						
		BKS/SUBS	500.00	500.00	.00	.00	.00	.00
	11141020	4113						
		EQ I/S CHG	15,085.00	15,537.00	.00	.00	.00	.00
	11141020	4114						
		VEHISCHGFR	12,975.00	12,975.00	.00	.00	.00	.00
	11141020	4115						
		OFFCE SUPP	8,575.00	8,800.00	.00	.00	.00	.00
	11141020	4120						
		COMP MICE	2,450.00	2,500.00	.00	.00	.00	.00
	11141020	4132						
		POSTAGE	2,150.00	2,200.00	.00	.00	.00	.00
	11141020	4135						
		PRINTING	650.00	670.00	.00	.00	.00	.00
	11141020	4137						
		TVLCNFRMTG	2,000.00	2,000.00	.00	.00	.00	.00
	11141020	4150						
		CELLPHONE	140.00	150.00	.00	.00	.00	.00
	11141020	4160						
		MISC EXP	7,200.00	7,420.00	.00	.00	.00	.00
	11141020	4233						
		FEE/BACKG	5,000.00	6,000.00	.00	.00	.00	.00
	11141020	4234						
		FIRE TECH	18,500.00	19,000.00	.00	.00	.00	.00
	TOTAL FIRE ADMIN MAIN		78,160.00	80,776.00	.00	.00	.00	.00
	11141021 FIRE ADMIN I/S							
	11141021	4078						
		SIR I/S CH	26,542.00	26,542.00	.00	.00	.00	.00

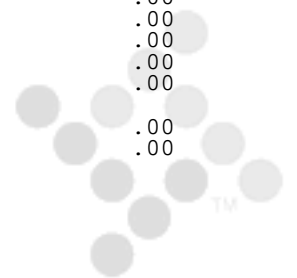


08/07/2013 16:04
mhernandez

CITY OF MONROVIA - LIVE
PROJECTION 1315 / BUDGET ENTRY FUTURE YRS REPORT

PG 15
bgnyrpts

ORG	OBJECT PROJ	DESC	2014	2015	2016	2017	2018	2019
	11141021 4085	TEL I/SCHG	3,831.00	3,831.00	.00	.00	.00	.00
	11141021 4086	CELPHNISCH	2,835.00	2,835.00	.00	.00	.00	.00
	11141021 4104	IS I/S CHG	7,985.00	7,985.00	.00	.00	.00	.00
	TOTAL FIRE ADMIN I/S		41,193.00	41,193.00	.00	.00	.00	.00
	TOTAL FIRE ADMINISTRA		448,451.00	455,377.00	.00	.00	.00	.00
420	FIRE SUPPRESSIO							
11142010	FIRE SUPPRESSIO							
	11142010 4000	FTSALARIES	4,049,416.00	4,052,422.00	.00	.00	.00	.00
	11142010 4005	OTSALARIES	734,740.00	734,740.00	.00	.00	.00	.00
	11142010 4013	WRKCOMPINS	434,149.00	434,399.00	.00	.00	.00	.00
	11142010 4014	UNEMPLYINS	21,529.00	21,542.00	.00	.00	.00	.00
	11142010 4015	SS MEDICRE	64,748.00	64,791.00	.00	.00	.00	.00
	11142010 4016	GRPINSUR	235,565.00	235,565.00	.00	.00	.00	.00
	11142010 4019	L/T DISBLY	5,569.00	5,586.00	.00	.00	.00	.00
	11142010 4020	PERS-EMPLR	1,153,908.00	1,223,304.00	.00	.00	.00	.00
	11142010 4265	RETIREEMED	13,520.00	13,026.00	.00	.00	.00	.00
	TOTAL FIRE SUPPRESSIO		6,713,144.00	6,785,375.00	.00	.00	.00	.00
11142020	FIRE SUPPRESSIO							
	11142020 4025	CLTH&PRSEX	21,000.00	21,000.00	.00	.00	.00	.00
	11142020 4071	EDU&TRAIN	75,000.00	75,000.00	.00	.00	.00	.00
	11142020 4074	CNTRCT SVC	12,400.00	12,800.00	.00	.00	.00	.00
	11142020 4084	RDIO I/SCH	20,500.00	21,000.00	.00	.00	.00	.00
	11142020 4097	VEHCL MTCE	3,000.00	3,100.00	.00	.00	.00	.00
	11142020 4098	RTINE MAIN	8,200.00	8,500.00	.00	.00	.00	.00
	11142020 4105	MEMB&DUES	700.00	700.00	.00	.00	.00	.00
	11142020 4113	EQ I/S CHG	166,808.00	171,812.00	.00	.00	.00	.00
	11142020 4114	VEHISCHGFR	107,264.00	107,264.00	.00	.00	.00	.00
	11142020 4120	COMP MICE	2,500.00	2,575.00	.00	.00	.00	.00
	11142020 4124	MAINTSUPP	6,200.00	6,300.00	.00	.00	.00	.00
	11142020 4128	REHBSPLIES	3,550.00	3,600.00	.00	.00	.00	.00
	11142020 4150	CELLPHONE	700.00	700.00	.00	.00	.00	.00
	11142020 4160	MISC EXP	3,600.00	3,700.00	.00	.00	.00	.00
	11142020 4232	VERDUGO	58,100.00	60,000.00	.00	.00	.00	.00
	TOTAL FIRE SUPPRESSIO		489,522.00	498,051.00	.00	.00	.00	.00
11142021	FIRE SUPPRESSIO							
	11142021 4078	SIR I/S CH	468,529.00	468,529.00	.00	.00	.00	.00
	11142021 4085	TEL I/SCHG	15,326.00	15,326.00	.00	.00	.00	.00
	11142021 4086	CELPHNISCH	9,921.00	9,921.00	.00	.00	.00	.00
	11142021 4102	FAC IS CHG	223,114.00	223,114.00	.00	.00	.00	.00
	11142021 4104	IS I/S CHG	41,521.00	41,521.00	.00	.00	.00	.00
	TOTAL FIRE SUPPRESSIO		758,411.00	758,411.00	.00	.00	.00	.00
	TOTAL FIRE SUPPRESSIO		7,961,077.00	8,041,837.00	.00	.00	.00	.00



ORG	OBJECT PROJ	DESC	2014	2015	2016	2017	2018	2019
430	PREVENTION							
11143010	PREVENTION PERS							
11143010 4000		FTSALARIES	112,574.00	112,574.00	.00	.00	.00	.00
11143010 4013		WRKCOMPINS	3,916.00	3,916.00	.00	.00	.00	.00
11143010 4014		UNEMPLYINS	507.00	507.00	.00	.00	.00	.00
11143010 4015		SS MEDICRE	1,652.00	1,652.00	.00	.00	.00	.00
11143010 4016		GRPINSUR	4,011.00	4,011.00	.00	.00	.00	.00
11143010 4017		LIFE INS	482.00	482.00	.00	.00	.00	.00
11143010 4018		DEFCMP/EMP	900.00	900.00	.00	.00	.00	.00
11143010 4019		L/T DISBLY	1,540.00	1,540.00	.00	.00	.00	.00
11143010 4020		PERS-EMPLR	32,197.00	34,357.00	.00	.00	.00	.00
11143010 4265		RETIREEMED	585.00	585.00	.00	.00	.00	.00
	TOTAL PREVENTION PERS		158,364.00	160,524.00	.00	.00	.00	.00
11143020	PREVENTION MAIN							
11143020 4025		CLTH&PRSEX	1,250.00	1,250.00	.00	.00	.00	.00
11143020 4028		PROF FEES	38,000.00	39,000.00	.00	.00	.00	.00
11143020 4071		EDU&TRAIN	505.00	520.00	.00	.00	.00	.00
11143020 4084		RDIO I/SCH	1,195.00	1,230.00	.00	.00	.00	.00
11143020 4105		MEMB&DUES	1,085.00	1,100.00	.00	.00	.00	.00
11143020 4108		BKS/SUBS	2,940.00	3,000.00	.00	.00	.00	.00
11143020 4113		EQ I/S CHG	8,835.00	9,100.00	.00	.00	.00	.00
11143020 4114		VEHISCHGFR	8,849.00	8,849.00	.00	.00	.00	.00
11143020 4132		POSTAGE	2,450.00	2,500.00	.00	.00	.00	.00
11143020 4135		PRINTING	1,905.00	1,960.00	.00	.00	.00	.00
11143020 4160		MISC EXP	1,450.00	1,500.00	.00	.00	.00	.00
	TOTAL PREVENTION MAIN		68,464.00	70,009.00	.00	.00	.00	.00
11143021	PREVENTION I/S							
11143021 4078		SIR I/S CH	13,209.00	13,209.00	.00	.00	.00	.00
11143021 4085		TEL I/SCHG	2,874.00	2,874.00	.00	.00	.00	.00
11143021 4086		CELPHNISCH	2,126.00	2,126.00	.00	.00	.00	.00
11143021 4104		IS I/S CHG	4,791.00	4,791.00	.00	.00	.00	.00
	TOTAL PREVENTION I/S		23,000.00	23,000.00	.00	.00	.00	.00
	TOTAL PREVENTION		249,828.00	253,533.00	.00	.00	.00	.00
441	EMERGENCY MEDIC							
11144120	PARAMEDICS/E.M.							
11144120 4028		PROF FEES	7,250.00	20,400.00	.00	.00	.00	.00
11144120 4071		EDU&TRAIN	6,800.00	7,000.00	.00	.00	.00	.00
11144120 4084		RDIO I/SCH	10,890.00	11,216.00	.00	.00	.00	.00
11144120 4096		SHPEQMAINT	3,750.00	3,860.00	.00	.00	.00	.00
11144120 4113		EQ I/S CHG	52,479.00	54,053.00	.00	.00	.00	.00
11144120 4114		VEHISCHGFR	41,208.00	41,208.00	.00	.00	.00	.00
11144120 4124		MAINTSUPP	6,840.00	7,045.00	.00	.00	.00	.00

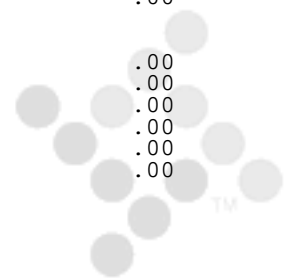


08/07/2013 16:04
mhernandez

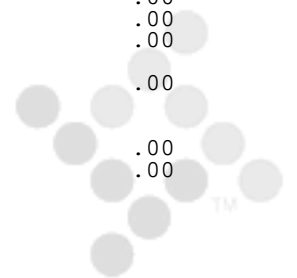
CITY OF MONROVIA - LIVE
PROJECTION 1315 / BUDGET ENTRY FUTURE YRS REPORT

PG 17
bgnyrpts

ORG	OBJECT PROJ	DESC	2014	2015	2016	2017	2018	2019
11144120	4232	VERDUGO	174,300.00	179,530.00	.00	.00	.00	.00
11144120	4238	QLTY IMPMN	30,490.00	31,400.00	.00	.00	.00	.00
11144120	4239	EMS SUPPLI	22,500.00	23,175.00	.00	.00	.00	.00
11144120	4240	EMS EQUIP	8,000.00	9,000.00	.00	.00	.00	.00
11144120	4241	PHARMACEUT	8,250.00	8,500.00	.00	.00	.00	.00
TOTAL PARAMEDICS/E.M.			372,757.00	396,387.00	.00	.00	.00	.00
11144130	PARAMEDICS/E.M.							
11144130	4216	MACH&EQUIP	66,000.00	66,000.00	.00	.00	.00	.00
TOTAL PARAMEDICS/E.M.			66,000.00	66,000.00	.00	.00	.00	.00
TOTAL EMERGENCY MEDIC			438,757.00	462,387.00	.00	.00	.00	.00
442	EMERGENCY PREPA							
11144220	EMERG PREPAREDN							
11144220	4028	PROF FEES	4,500.00	1,845.00	.00	.00	.00	.00
11144220	4071	EDU&TRAIN	500.00	515.00	.00	.00	.00	.00
11144220	4084	RDIO I/SCH	943.00	972.00	.00	.00	.00	.00
11144220	4105	MEMB&DUES	2,055.00	2,115.00	.00	.00	.00	.00
11144220	4113	EQ I/S CHG	1,243.00	1,280.00	.00	.00	.00	.00
11144220	4114	VEHISCHGFR	638.00	638.00	.00	.00	.00	.00
11144220	4124	MAINTSUPP	2,500.00	2,575.00	.00	.00	.00	.00
11144220	4137	TVLCNFRMTG	3,200.00	3,295.00	.00	.00	.00	.00
TOTAL EMERG PREPAREDN			15,579.00	13,235.00	.00	.00	.00	.00
TOTAL EMERGENCY PREPA			15,579.00	13,235.00	.00	.00	.00	.00
525	BUSINESS LICENS							
11152510	BUSINESS LICENS							
11152510	4000	FTSALARIES	64,352.00	64,925.00	.00	.00	.00	.00
11152510	4013	WRKCOMPINS	2,252.00	2,272.00	.00	.00	.00	.00
11152510	4014	UNEMPLYINS	290.00	292.00	.00	.00	.00	.00
11152510	4015	SS MEDICRE	226.00	226.00	.00	.00	.00	.00
11152510	4016	GRPINSUR	4,374.00	4,374.00	.00	.00	.00	.00
11152510	4019	L/T DISBLY	915.00	923.00	.00	.00	.00	.00
11152510	4020	PERS-EMPLR	17,244.00	18,585.00	.00	.00	.00	.00
11152510	4265	RETIEMED	234.00	234.00	.00	.00	.00	.00
TOTAL BUSINESS LICENS			89,887.00	91,831.00	.00	.00	.00	.00
11152520	BUSINESS LICENS							
11152520	4071	EDU&TRAIN	400.00	400.00	.00	.00	.00	.00
11152520	4105	MEMB&DUES	225.00	225.00	.00	.00	.00	.00
11152520	4115	OFFCE SUPP	1,000.00	1,000.00	.00	.00	.00	.00
11152520	4132	POSTAGE	4,000.00	4,000.00	.00	.00	.00	.00
11152520	4135	PRINTING	2,300.00	2,300.00	.00	.00	.00	.00
11152520	4137	TVLCNFRMTG	900.00	900.00	.00	.00	.00	.00



ORG	OBJECT PROJ	DESC	2014	2015	2016	2017	2018	2019
	11152520 4160	MISC EXP	250.00	250.00	.00	.00	.00	.00
	TOTAL BUSINESS LICENS		9,075.00	9,075.00	.00	.00	.00	.00
	11152521 BUSINESS LICENS							
	11152521 4078	SIR I/S CH	3,130.00	3,130.00	.00	.00	.00	.00
	11152521 4085	TEL I/SCHG	1,916.00	1,916.00	.00	.00	.00	.00
	11152521 4086	CELPHNISCH	709.00	709.00	.00	.00	.00	.00
	11152521 4102	FAC IS CHG	12,125.00	12,125.00	.00	.00	.00	.00
	11152521 4104	IS I/S CHG	3,194.00	3,194.00	.00	.00	.00	.00
	TOTAL BUSINESS LICENS		21,074.00	21,074.00	.00	.00	.00	.00
	TOTAL BUSINESS LICENS		120,036.00	121,980.00	.00	.00	.00	.00
610	COMMUNITY SERVI							
	11161010 COMM SERVICES A							
	11161010 4000	FTSALARIES	600,384.00	605,339.00	.00	.00	.00	.00
	11161010 4004	PTSALARIES	6,657.00	6,657.00	.00	.00	.00	.00
	11161010 4013	WRKCOMPINS	21,246.00	21,288.00	.00	.00	.00	.00
	11161010 4014	UNEMPLYINS	2,751.00	2,774.00	.00	.00	.00	.00
	11161010 4015	SS MEDICRE	5,974.00	6,013.00	.00	.00	.00	.00
	11161010 4016	GRPINSUR	47,821.00	47,821.00	.00	.00	.00	.00
	11161010 4017	LIFE INS	850.00	860.00	.00	.00	.00	.00
	11161010 4018	DEFEMP/EMP	2,400.00	2,400.00	.00	.00	.00	.00
	11161010 4019	L/T DISBLY	8,495.00	8,565.00	.00	.00	.00	.00
	11161010 4020	PERS-EMPLR	160,635.00	173,024.00	.00	.00	.00	.00
	11161010 4021	PT PERSEMP	250.00	250.00	.00	.00	.00	.00
	11161010 4142	AUTRMBPRSL	4,350.00	4,350.00	.00	.00	.00	.00
	11161010 4265	RETIEMED	2,522.00	2,652.00	.00	.00	.00	.00
	TOTAL COMM SERVICES A		864,335.00	881,993.00	.00	.00	.00	.00
	11161020 COMM SERVICES A							
	11161020 4028	PROF FEES	250.00	250.00	.00	.00	.00	.00
	11161020 4071	EDU&TRAIN	300.00	300.00	.00	.00	.00	.00
	11161020 4096	SHPEQMAINT	3,700.00	3,700.00	.00	.00	.00	.00
	11161020 4105	MEMB&DUES	445.00	445.00	.00	.00	.00	.00
	11161020 4115	OFFCE SUPP	3,585.00	3,585.00	.00	.00	.00	.00
	11161020 4120	COMP MICE	3,722.00	3,722.00	.00	.00	.00	.00
	11161020 4124	MAINTSUPP	150.00	150.00	.00	.00	.00	.00
	11161020 4132	POSTAGE	1,200.00	1,200.00	.00	.00	.00	.00
	11161020 4135	PRINTING	400.00	400.00	.00	.00	.00	.00
	11161020 4137	TVLCNFRMTG	500.00	500.00	.00	.00	.00	.00
	11161020 4160	MISC EXP	1,500.00	1,500.00	.00	.00	.00	.00
	TOTAL COMM SERVICES A		15,752.00	15,752.00	.00	.00	.00	.00
	11161021 COMM SERVICES A							
	11161021 4078	SIR I/S CH	79,296.00	79,296.00	.00	.00	.00	.00
	11161021 4085	TEL I/SCHG	9,579.00	9,579.00	.00	.00	.00	.00

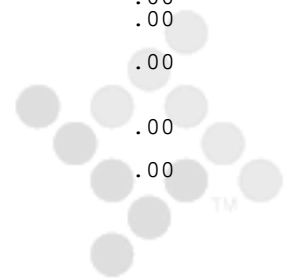


08/07/2013 16:04
mhernandez

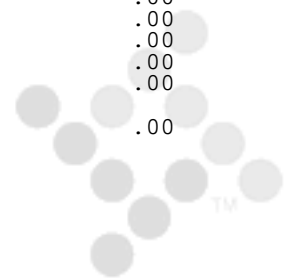
CITY OF MONROVIA - LIVE
PROJECTION 1315 / BUDGET ENTRY FUTURE YRS REPORT

PG 19
bgnyrpts

ORG	OBJECT PROJ	DESC	2014	2015	2016	2017	2018	2019
	11161021 4102	FAC IS CHG	50,275.00	50,275.00	.00	.00	.00	.00
	11161021 4104	IS I/S CHG	14,373.00	14,373.00	.00	.00	.00	.00
	TOTAL COMM SERVICES A		153,523.00	153,523.00	.00	.00	.00	.00
	TOTAL COMMUNITY SERVI		1,033,610.00	1,051,268.00	.00	.00	.00	.00
611	PUBLIC RELATION							
	11161110 CS-PUBLIC RELAT							
	11161110 4004	PTSALARIES	1,079.00	1,079.00	.00	.00	.00	.00
	11161110 4013	WRKCOMPINS	38.00	38.00	.00	.00	.00	.00
	11161110 4014	UNEMPLYINS	5.00	5.00	.00	.00	.00	.00
	11161110 4015	SS MEDICRE	16.00	16.00	.00	.00	.00	.00
	11161110 4021	PT PERSEMP	40.00	40.00	.00	.00	.00	.00
	TOTAL CS-PUBLIC RELAT		1,178.00	1,178.00	.00	.00	.00	.00
	11161120 CS-PUBLIC REALT							
	11161120 4022	ADVERTISNG	1,600.00	1,600.00	.00	.00	.00	.00
	11161120 4028	PROF FEES	1,900.00	1,900.00	.00	.00	.00	.00
	11161120 4105	MEMB&DUES	150.00	150.00	.00	.00	.00	.00
	11161120 4108	BKS/SUBS	1,800.00	1,800.00	.00	.00	.00	.00
	11161120 4124	MAINTSUPP	500.00	500.00	.00	.00	.00	.00
	11161120 4135	PRINTING	5,800.00	5,800.00	.00	.00	.00	.00
	TOTAL CS-PUBLIC REALT		11,750.00	11,750.00	.00	.00	.00	.00
	TOTAL PUBLIC RELATION		12,928.00	12,928.00	.00	.00	.00	.00
612	SENIOR PROGRAM							
	11161210 CS-SENIOR PROGR							
	11161210 4004	PTSALARIES	8,073.00	8,073.00	.00	.00	.00	.00
	11161210 4013	WRKCOMPINS	283.00	283.00	.00	.00	.00	.00
	11161210 4014	UNEMPLYINS	36.00	36.00	.00	.00	.00	.00
	11161210 4015	SS MEDICRE	117.00	117.00	.00	.00	.00	.00
	11161210 4021	PT PERSEMP	303.00	303.00	.00	.00	.00	.00
	TOTAL CS-SENIOR PROGR		8,812.00	8,812.00	.00	.00	.00	.00
	11161220 CS-SENIOR PROGR							
	11161220 4028	PROF FEES	2,770.00	2,770.00	.00	.00	.00	.00
	11161220 4124	MAINTSUPP	2,400.00	1,500.00	.00	.00	.00	.00
	11161220 4135	PRINTING	500.00	500.00	.00	.00	.00	.00
	TOTAL CS-SENIOR PROGR		5,670.00	4,770.00	.00	.00	.00	.00
	11161221 CS-SENIOR PROGR							
	11161221 4085	TEL I/SCHG	958.00	958.00	.00	.00	.00	.00
	TOTAL CS-SENIOR PROGR		958.00	958.00	.00	.00	.00	.00



ORG	OBJECT PROJ	DESC	2014	2015	2016	2017	2018	2019
	TOTAL SENIOR PROGRAM		15,440.00	14,540.00	.00	.00	.00	.00
614	HISTORICAL MUSE							
	11161410 CS-HISTORICAL M							
	11161410 4004	PTSALARIES	5,251.00	5,251.00	.00	.00	.00	.00
	11161410 4013	WRKCOMPINS	184.00	184.00	.00	.00	.00	.00
	11161410 4014	UNEMPLYINS	24.00	24.00	.00	.00	.00	.00
	11161410 4015	SS MEDICRE	76.00	76.00	.00	.00	.00	.00
	11161410 4021	PT PERSEMP	197.00	197.00	.00	.00	.00	.00
	TOTAL CS-HISTORICAL M		5,732.00	5,732.00	.00	.00	.00	.00
	11161420 CS-HISTORICAL M							
	11161420 4022	ADVERTISNG	300.00	300.00	.00	.00	.00	.00
	11161420 4115	OFFCE SUPP	200.00	200.00	.00	.00	.00	.00
	11161420 4124	MAINTSUPP	2,420.00	2,420.00	.00	.00	.00	.00
	TOTAL CS-HISTORICAL M		2,920.00	2,920.00	.00	.00	.00	.00
	11161421 CS-HISTORICAL M							
	11161421 4102	FAC IS CHG	50,275.00	50,275.00	.00	.00	.00	.00
	TOTAL CS-HISTORICAL M		50,275.00	50,275.00	.00	.00	.00	.00
	TOTAL HISTORICAL MUSE		58,927.00	58,927.00	.00	.00	.00	.00
615	COMM CENTER OPE							
	11161510 CS-CC OPERATION							
	11161510 4004	PTSALARIES	60,417.00	60,417.00	.00	.00	.00	.00
	11161510 4013	WRKCOMPINS	2,115.00	2,115.00	.00	.00	.00	.00
	11161510 4014	UNEMPLYINS	272.00	272.00	.00	.00	.00	.00
	11161510 4015	SS MEDICRE	876.00	876.00	.00	.00	.00	.00
	11161510 4021	PT PERSEMP	2,266.00	2,266.00	.00	.00	.00	.00
	TOTAL CS-CC OPERATION		65,946.00	65,946.00	.00	.00	.00	.00
	11161520 CS-CC OPERATION							
	11161520 4025	CLTH&PRSEX	1,000.00	2,000.00	.00	.00	.00	.00
	11161520 4028	PROF FEES	3,750.00	3,750.00	.00	.00	.00	.00
	11161520 4092	GAS & FUEL	500.00	500.00	.00	.00	.00	.00
	11161520 4097	VEHCL MTCE	3,100.00	3,100.00	.00	.00	.00	.00
	11161520 4105	MEMB&DUES	300.00	300.00	.00	.00	.00	.00
	11161520 4115	OFFCE SUPP	1,150.00	700.00	.00	.00	.00	.00
	11161520 4124	MAINTSUPP	4,320.00	4,320.00	.00	.00	.00	.00
	11161520 4135	PRINTING	350.00	350.00	.00	.00	.00	.00
	TOTAL CS-CC OPERATION		14,470.00	15,020.00	.00	.00	.00	.00
	11161521 CS-CC OPERATION							

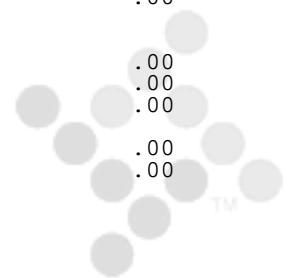


08/07/2013 16:04
mhernandez

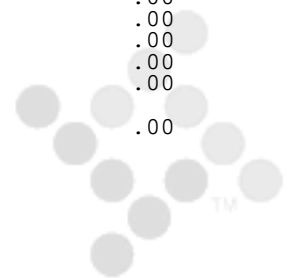
CITY OF MONROVIA - LIVE
PROJECTION 1315 / BUDGET ENTRY FUTURE YRS REPORT

PG 21
bgnyrpts

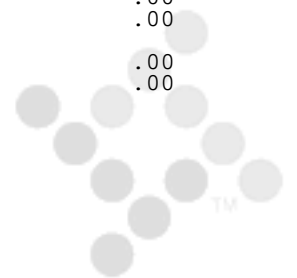
ORG	OBJECT PROJ	DESC	2014	2015	2016	2017	2018	2019
	11161521 4085	TEL I/SCHG	10,536.00	10,536.00	.00	.00	.00	.00
	11161521 4086	CELPHNISCH	7,087.00	7,087.00	.00	.00	.00	.00
	11161521 4102	FAC IS CHG	251,376.00	251,376.00	.00	.00	.00	.00
	11161521 4104	IS I/S CHG	6,388.00	6,388.00	.00	.00	.00	.00
	11161521 4111	VHISCHEQPL	2,000.00	2,000.00	.00	.00	.00	.00
	TOTAL CS-CC OPERATION		277,387.00	277,387.00	.00	.00	.00	.00
	11161530 CS-CC OPERATION							
	11161530 4215	FURN/FXTR	4,500.00	4,500.00	.00	.00	.00	.00
	TOTAL CS-CC OPERATION		4,500.00	4,500.00	.00	.00	.00	.00
	TOTAL COMM CENTER OPE		362,303.00	362,853.00	.00	.00	.00	.00
617	CONCERTS IN THE							
	11161710 CS-CONCERTS IN							
	11161710 4004	PTSALARIES	739.00	739.00	.00	.00	.00	.00
	11161710 4013	WRKCOMPINS	26.00	26.00	.00	.00	.00	.00
	11161710 4014	UNEMPLYINS	3.00	3.00	.00	.00	.00	.00
	11161710 4015	SS MEDICRE	11.00	11.00	.00	.00	.00	.00
	11161710 4021	PT PERSEMP	28.00	28.00	.00	.00	.00	.00
	TOTAL CS-CONCERTS IN		807.00	807.00	.00	.00	.00	.00
	11161720 CS-CONCERTS IN							
	11161720 4028	PROF FEES	12,000.00	12,000.00	.00	.00	.00	.00
	11161720 4124	MAINTSUPP	600.00	600.00	.00	.00	.00	.00
	TOTAL CS-CONCERTS IN		12,600.00	12,600.00	.00	.00	.00	.00
	TOTAL CONCERTS IN THE		13,407.00	13,407.00	.00	.00	.00	.00
619	CONTRACT CLASSE							
	11161910 CS-CONTRACT CLA							
	11161910 4004	PTSALARIES	20,333.00	20,333.00	.00	.00	.00	.00
	11161910 4013	WRKCOMPINS	712.00	712.00	.00	.00	.00	.00
	11161910 4014	UNEMPLYINS	91.00	91.00	.00	.00	.00	.00
	11161910 4015	SS MEDICRE	295.00	295.00	.00	.00	.00	.00
	11161910 4021	PT PERSEMP	762.00	762.00	.00	.00	.00	.00
	TOTAL CS-CONTRACT CLA		22,193.00	22,193.00	.00	.00	.00	.00
	11161920 CS-CONTRACT CLA							
	11161920 4028	PROF FEES	60,000.00	60,000.00	.00	.00	.00	.00
	11161920 4115	OFFCE SUPP	500.00	500.00	.00	.00	.00	.00
	11161920 4124	MAINTSUPP	1,200.00	1,200.00	.00	.00	.00	.00
	TOTAL CS-CONTRACT CLA		61,700.00	61,700.00	.00	.00	.00	.00
	TOTAL CONTRACT CLASSE		83,893.00	83,893.00	.00	.00	.00	.00



ORG	OBJECT PROJ	DESC	2014	2015	2016	2017	2018	2019
620	SPECIAL ACTIVIT							
11162010	SPECIAL ACTIVIT							
11162010 4004		PTSALARIES	16,465.00	16,465.00	.00	.00	.00	.00
11162010 4013		WRKCOMPINS	576.00	576.00	.00	.00	.00	.00
11162010 4014		UNEMPLYINS	74.00	74.00	.00	.00	.00	.00
11162010 4015		SS MEDICRE	239.00	239.00	.00	.00	.00	.00
11162010 4021		PT PERSEMP	617.00	617.00	.00	.00	.00	.00
		TOTAL SPECIAL ACTIVIT	17,971.00	17,971.00	.00	.00	.00	.00
11162020	SPCIAL ACTIVIIT							
11162020 4028		PROF FEES	4,200.00	4,200.00	.00	.00	.00	.00
11162020 4115		OFFCE SUPP	500.00	500.00	.00	.00	.00	.00
11162020 4124		MAINTSUPP	4,540.00	4,540.00	.00	.00	.00	.00
		TOTAL SPCIAL ACTIVIIT	9,240.00	9,240.00	.00	.00	.00	.00
		TOTAL SPECIAL ACTIVIT	27,211.00	27,211.00	.00	.00	.00	.00
622	CANYON PARK							
11162210	CANYON PARK PER							
11162210 4004		PTSALARIES	82,380.00	82,380.00	.00	.00	.00	.00
11162210 4013		WRKCOMPINS	2,883.00	2,883.00	.00	.00	.00	.00
11162210 4014		UNEMPLYINS	371.00	371.00	.00	.00	.00	.00
11162210 4015		SS MEDICRE	1,195.00	1,195.00	.00	.00	.00	.00
11162210 4021		PT PERSEMP	3,089.00	3,089.00	.00	.00	.00	.00
		TOTAL CANYON PARK PER	89,918.00	89,918.00	.00	.00	.00	.00
11162220	CANYON PARK MAI							
11162220 4025		CLTH&PRSEX	2,500.00	2,500.00	.00	.00	.00	.00
11162220 4028		PROF FEES	1,600.00	1,600.00	.00	.00	.00	.00
11162220 4071		EDU&TRAIN	500.00	500.00	.00	.00	.00	.00
11162220 4092		GAS & FUEL	10,000.00	10,000.00	.00	.00	.00	.00
11162220 4097		VEHCL MTCE	9,500.00	9,500.00	.00	.00	.00	.00
11162220 4115		OFFCE SUPP	3,100.00	3,100.00	.00	.00	.00	.00
11162220 4120		COMP MTCE	2,000.00	2,000.00	.00	.00	.00	.00
11162220 4124		MAINTSUPP	22,600.00	22,600.00	.00	.00	.00	.00
11162220 4132		POSTAGE	100.00	100.00	.00	.00	.00	.00
11162220 4135		PRINTING	5,500.00	5,500.00	.00	.00	.00	.00
11162220 4137		TVLCNFRMTG	800.00	800.00	.00	.00	.00	.00
11162220 4149		TELEPHONE	309.00	309.00	.00	.00	.00	.00
11162220 4156		WATR&TRASH	3,000.00	3,000.00	.00	.00	.00	.00
11162220 4160		MISC EXP	1,900.00	1,900.00	.00	.00	.00	.00
		TOTAL CANYON PARK MAI	63,409.00	63,409.00	.00	.00	.00	.00
11162221	CANYON PARK I/S							



ORG	OBJECT PROJ	DESC	2014	2015	2016	2017	2018	2019
	11162221 4085	TEL I/SCHG	7,663.00	7,663.00	.00	.00	.00	.00
	11162221 4086	CELPHNISCH	7,087.00	7,087.00	.00	.00	.00	.00
	11162221 4102	FAC IS CHG	50,275.00	50,275.00	.00	.00	.00	.00
	11162221 4104	IS I/S CHG	12,776.00	12,776.00	.00	.00	.00	.00
	11162221 4111	VHISCHEQPL	4,000.00	4,000.00	.00	.00	.00	.00
	TOTAL CANYON PARK I/S		81,801.00	81,801.00	.00	.00	.00	.00
	TOTAL CANYON PARK		235,128.00	235,128.00	.00	.00	.00	.00
623	URBAN PARK RENT							
	11162310 CS-URBAN PARK R							
	11162310 4004	PTSALARIES	1,038.00	1,038.00	.00	.00	.00	.00
	11162310 4013	WRKCOMPINS	36.00	36.00	.00	.00	.00	.00
	11162310 4014	UNEMPLYINS	5.00	5.00	.00	.00	.00	.00
	11162310 4015	SS MEDICRE	15.00	15.00	.00	.00	.00	.00
	11162310 4021	PT PERSEMP	39.00	39.00	.00	.00	.00	.00
	TOTAL CS-URBAN PARK R		1,133.00	1,133.00	.00	.00	.00	.00
	11162320 URBAN PARK RENT							
	11162320 4146	ELECTRICTY	5,300.00	5,300.00	.00	.00	.00	.00
	TOTAL URBAN PARK RENT		5,300.00	5,300.00	.00	.00	.00	.00
	TOTAL URBAN PARK RENT		6,433.00	6,433.00	.00	.00	.00	.00
625	CS-MONROVIA REA							
	11162510 MONROVIA READS							
	11162510 4004	PTSALARIES	18,598.00	18,598.00	.00	.00	.00	.00
	11162510 4013	WRKCOMPINS	651.00	651.00	.00	.00	.00	.00
	11162510 4014	UNEMPLYINS	84.00	84.00	.00	.00	.00	.00
	11162510 4015	SS MEDICRE	270.00	270.00	.00	.00	.00	.00
	11162510 4021	PT PERSEMP	697.00	697.00	.00	.00	.00	.00
	TOTAL MONROVIA READS		20,300.00	20,300.00	.00	.00	.00	.00
	11162520 READS & PLAYS M							
	11162520 4025	CLTH&PRSEX	650.00	650.00	.00	.00	.00	.00
	11162520 4028	PROF FEES	1,029.00	1,029.00	.00	.00	.00	.00
	11162520 4092	GAS & FUEL	500.00	500.00	.00	.00	.00	.00
	11162520 4108	BKS/SUBS	2,650.00	2,650.00	.00	.00	.00	.00
	11162520 4124	MAINTSUPP	5,600.00	5,600.00	.00	.00	.00	.00
	TOTAL READS & PLAYS M		10,429.00	10,429.00	.00	.00	.00	.00
	TOTAL CS-MONROVIA REA		30,729.00	30,729.00	.00	.00	.00	.00
627	YOUTH PROGRAMS							
	11162710 CS-YOUTH SPORTS							

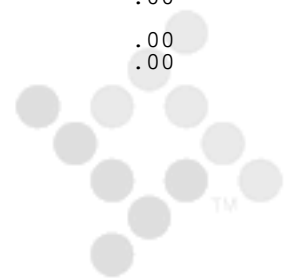


08/07/2013 16:04
mhernandez

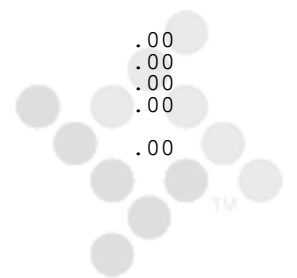
CITY OF MONROVIA - LIVE
PROJECTION 1315 / BUDGET ENTRY FUTURE YRS REPORT

PG 24
bgnyrpts

ORG	OBJECT PROJ	DESC	2014	2015	2016	2017	2018	2019
	11162710 4004	PTSALARIES	58,291.00	58,291.00	.00	.00	.00	.00
	11162710 4013	WRKCOMPINS	2,040.00	2,040.00	.00	.00	.00	.00
	11162710 4014	UNEMPLOYINS	262.00	262.00	.00	.00	.00	.00
	11162710 4015	SS MEDICRE	845.00	845.00	.00	.00	.00	.00
	11162710 4021	PT PERSEMP	2,186.00	2,186.00	.00	.00	.00	.00
	TOTAL CS-YOUTH SPORTS		63,624.00	63,624.00	.00	.00	.00	.00
11162720	CS-YOUTH SPORTS							
	11162720 4025	CLTH&PRSEX	500.00	500.00	.00	.00	.00	.00
	11162720 4028	PROF FEES	7,000.00	7,000.00	.00	.00	.00	.00
	11162720 4092	GAS & FUEL	500.00	500.00	.00	.00	.00	.00
	11162720 4105	MEMB&DUES	300.00	300.00	.00	.00	.00	.00
	11162720 4115	OFFCE SUPP	400.00	400.00	.00	.00	.00	.00
	11162720 4124	MAINTSUPP	4,100.00	4,100.00	.00	.00	.00	.00
	11162720 4135	PRINTING	1,050.00	1,050.00	.00	.00	.00	.00
	11162720 4160	MISC EXP	2,000.00	2,000.00	.00	.00	.00	.00
	TOTAL CS-YOUTH SPORTS		15,850.00	15,850.00	.00	.00	.00	.00
	TOTAL YOUTH PROGRAMS		79,474.00	79,474.00	.00	.00	.00	.00
628	WILDERNESS MGMN							
11162810	WILDERNESS MGMT							
	11162810 4004	PTSALARIES	29,258.00	29,258.00	.00	.00	.00	.00
	11162810 4013	WRKCOMPINS	1,024.00	1,024.00	.00	.00	.00	.00
	11162810 4014	UNEMPLOYINS	132.00	132.00	.00	.00	.00	.00
	11162810 4015	SS MEDICRE	424.00	424.00	.00	.00	.00	.00
	11162810 4021	PT PERSEMP	1,097.00	1,097.00	.00	.00	.00	.00
	TOTAL WILDERNESS MGMT		31,935.00	31,935.00	.00	.00	.00	.00
11162820	WILDERNESS MGMT							
	11162820 4025	CLTH&PRSEX	2,000.00	2,000.00	.00	.00	.00	.00
	11162820 4028	PROF FEES	1,500.00	1,500.00	.00	.00	.00	.00
	11162820 4071	EDU&TRAIN	1,000.00	1,000.00	.00	.00	.00	.00
	11162820 4092	GAS & FUEL	4,000.00	4,000.00	.00	.00	.00	.00
	11162820 4115	OFFCE SUPP	500.00	500.00	.00	.00	.00	.00
	11162820 4120	COMP MTCE	2,000.00	.00	.00	.00	.00	.00
	11162820 4124	MAINTSUPP	2,500.00	2,500.00	.00	.00	.00	.00
	11162820 4132	POSTAGE	100.00	100.00	.00	.00	.00	.00
	11162820 4135	PRINTING	500.00	500.00	.00	.00	.00	.00
	TOTAL WILDERNESS MGMT		14,100.00	12,100.00	.00	.00	.00	.00
	TOTAL WILDERNESS MGMN		46,035.00	44,035.00	.00	.00	.00	.00
640	LIBRARY							
11164010	LIBRARY ADMIN P							



ORG	OBJECT PROJ	DESC	2014	2015	2016	2017	2018	2019
11164010	4000	FTSALARIES	734,144.00	747,882.00	.00	.00	.00	.00
11164010	4004	PTSALARIES	166,455.00	166,455.00	.00	.00	.00	.00
11164010	4013	WRKCOMPINS	31,521.00	31,844.00	.00	.00	.00	.00
11164010	4014	UNEMPLYINS	4,063.00	4,125.00	.00	.00	.00	.00
11164010	4015	SS MEDICRE	11,479.00	11,659.00	.00	.00	.00	.00
11164010	4016	GRPINSUR	58,273.00	58,273.00	.00	.00	.00	.00
11164010	4017	LIFE INS	476.00	482.00	.00	.00	.00	.00
11164010	4018	DEFCMP/EMP	1,200.00	1,200.00	.00	.00	.00	.00
11164010	4019	L/T DISBLY	10,432.00	10,628.00	.00	.00	.00	.00
11164010	4020	PERS-EMPLR	195,540.00	212,617.00	.00	.00	.00	.00
11164010	4021	PT PERSEMP	6,242.00	6,242.00	.00	.00	.00	.00
11164010	4142	AUTRMBPRSL	2,250.00	2,250.00	.00	.00	.00	.00
11164010	4265	RETIREEMED	1,866.00	1,866.00	.00	.00	.00	.00
TOTAL LIBRARY ADMIN P			1,223,941.00	1,255,523.00	.00	.00	.00	.00
11164020 LIBRARY ADMIN M								
11164020	4028	PROF FEES	350.00	.00	.00	.00	.00	.00
11164020	4071	EDU&TRAIN	500.00	500.00	.00	.00	.00	.00
11164020	4072	COLAGCYFEE	100.00	100.00	.00	.00	.00	.00
11164020	4096	SHPEQMAINT	5,000.00	5,000.00	.00	.00	.00	.00
11164020	4105	MEMB&DUES	6,755.00	6,755.00	.00	.00	.00	.00
11164020	4115	OFFCE SUPP	16,420.00	16,420.00	.00	.00	.00	.00
11164020	4120	COMP MICE	7,200.00	7,200.00	.00	.00	.00	.00
11164020	4124	MAINTSUPP	30,165.00	30,165.00	.00	.00	.00	.00
11164020	4132	POSTAGE	3,605.00	3,605.00	.00	.00	.00	.00
11164020	4135	PRINTING	6,000.00	6,000.00	.00	.00	.00	.00
11164020	4137	TVLCNFRMTG	3,970.00	3,970.00	.00	.00	.00	.00
11164020	4160	MISC EXP	200.00	200.00	.00	.00	.00	.00
TOTAL LIBRARY ADMIN M			80,265.00	79,915.00	.00	.00	.00	.00
11164021 LIBRARY ADMIN I								
11164021	4078	SIR I/S CH	35,712.00	35,712.00	.00	.00	.00	.00
11164021	4085	TEL I/SCHG	16,284.00	16,284.00	.00	.00	.00	.00
11164021	4102	FAC IS CHG	323,496.00	323,496.00	.00	.00	.00	.00
11164021	4104	IS I/S CHG	19,163.00	19,163.00	.00	.00	.00	.00
TOTAL LIBRARY ADMIN I			394,655.00	394,655.00	.00	.00	.00	.00
TOTAL LIBRARY			1,698,861.00	1,730,093.00	.00	.00	.00	.00
642	LIBRARY REFEREN							
11164220 LIBRARY REFEREN								
11164220	4071	EDU&TRAIN	300.00	300.00	.00	.00	.00	.00
11164220	4108	BKS/SUBS	82,500.00	82,500.00	.00	.00	.00	.00
11164220	4115	OFFCE SUPP	300.00	300.00	.00	.00	.00	.00
11164220	4295	DVD PURCHS	2,500.00	2,500.00	.00	.00	.00	.00
TOTAL LIBRARY REFEREN			85,600.00	85,600.00	.00	.00	.00	.00
11164221 LIBRARY REFEREN								

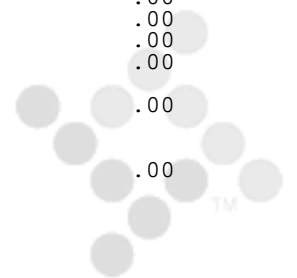


08/07/2013 16:04
mhernandez

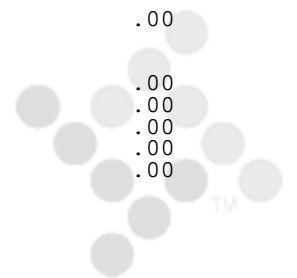
CITY OF MONROVIA - LIVE
PROJECTION 1315 / BUDGET ENTRY FUTURE YRS REPORT

PG 26
bgnyrpts

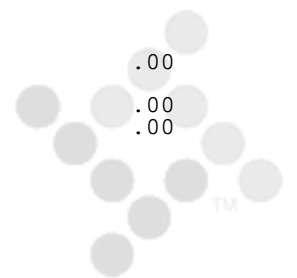
ORG	OBJECT PROJ	DESC	2014	2015	2016	2017	2018	2019
	11164221 4085	TEL I/SCHG	7,663.00	7,663.00	.00	.00	.00	.00
	11164221 4104	IS I/S CHG	59,087.00	59,087.00	.00	.00	.00	.00
	TOTAL LIBRARY REFEREN		66,750.00	66,750.00	.00	.00	.00	.00
	TOTAL LIBRARY REFEREN		152,350.00	152,350.00	.00	.00	.00	.00
643	CHILDREN'S LIBR							
	11164320 CHILDREN'S LIBR							
	11164320 4071	EDU&TRAIN	200.00	200.00	.00	.00	.00	.00
	11164320 4108	BKS/SUBS	25,000.00	25,000.00	.00	.00	.00	.00
	TOTAL CHILDREN'S LIBR		25,200.00	25,200.00	.00	.00	.00	.00
	11164321 CHILDREN'S LIBR							
	11164321 4085	TEL I/SCHG	2,874.00	2,874.00	.00	.00	.00	.00
	11164321 4104	IS I/S CHG	47,909.00	47,909.00	.00	.00	.00	.00
	TOTAL CHILDREN'S LIBR		50,783.00	50,783.00	.00	.00	.00	.00
	TOTAL CHILDREN'S LIBR		75,983.00	75,983.00	.00	.00	.00	.00
644	LIBRARY CIRCULA							
	11164421 LIBRARY CIRCULA							
	11164421 4104	IS I/S CHG	23,954.00	23,954.00	.00	.00	.00	.00
	TOTAL LIBRARY CIRCULA		23,954.00	23,954.00	.00	.00	.00	.00
	TOTAL LIBRARY CIRCULA		23,954.00	23,954.00	.00	.00	.00	.00
710	PUBLIC WORKS AD							
	11171010 PUBLIC WORKS AD							
	11171010 4000	FTSALARIES	288,870.00	291,688.00	.00	.00	.00	.00
	11171010 4013	WRKCOMPINS	10,110.00	10,209.00	.00	.00	.00	.00
	11171010 4014	UNEMPLYINS	1,319.00	1,331.00	.00	.00	.00	.00
	11171010 4015	SS MEDICRE	4,295.00	4,336.00	.00	.00	.00	.00
	11171010 4016	GRPINSUR	20,649.00	20,649.00	.00	.00	.00	.00
	11171010 4017	LIFE INS	749.00	758.00	.00	.00	.00	.00
	11171010 4018	DEFCMP/EMP	2,400.00	2,400.00	.00	.00	.00	.00
	11171010 4019	L/T DISBLY	4,045.00	4,084.00	.00	.00	.00	.00
	11171010 4020	PERS-EMPLR	76,746.00	82,784.00	.00	.00	.00	.00
	11171010 4142	AUTRMBPRSL	4,200.00	4,200.00	.00	.00	.00	.00
	11171010 4265	RETIREEMED	1,287.00	1,339.00	.00	.00	.00	.00
	TOTAL PUBLIC WORKS AD		414,670.00	423,778.00	.00	.00	.00	.00
	11171020 PUBLIC WORKS AD							
	11171020 4071	EDU&TRAIN	1,000.00	1,000.00	.00	.00	.00	.00



ORG	OBJECT PROJ	DESC	2014	2015	2016	2017	2018	2019
	11171020 4092	GAS & FUEL	3,360.00	3,360.00	.00	.00	.00	.00
	11171020 4096	SHPEQMAINT	1,000.00	1,000.00	.00	.00	.00	.00
	11171020 4097	VEHCL MTCE	3,000.00	3,000.00	.00	.00	.00	.00
	11171020 4105	MEMB&DUES	150.00	150.00	.00	.00	.00	.00
	11171020 4108	BKS/SUBS	900.00	900.00	.00	.00	.00	.00
	11171020 4110	EQUIP RNTL	100.00	100.00	.00	.00	.00	.00
	11171020 4115	OFFCE SUPP	1,200.00	1,200.00	.00	.00	.00	.00
	11171020 4120	COMP MICE	2,250.00	800.00	.00	.00	.00	.00
	11171020 4132	POSTAGE	200.00	200.00	.00	.00	.00	.00
	11171020 4135	PRINTING	120.00	140.00	.00	.00	.00	.00
	11171020 4137	TVLCNFRMTG	1,500.00	500.00	.00	.00	.00	.00
	11171020 4160	MISC EXP	2,500.00	3,000.00	.00	.00	.00	.00
	TOTAL PUBLIC WORKS AD		17,280.00	15,350.00	.00	.00	.00	.00
	11171021 PUBLIC WORKS AD							
	11171021 4078	SIR I/S CH	14,052.00	14,052.00	.00	.00	.00	.00
	11171021 4085	TEL I/SCHG	5,747.00	5,747.00	.00	.00	.00	.00
	11171021 4086	CELPHNISCH	709.00	709.00	.00	.00	.00	.00
	11171021 4102	FAC IS CHG	17,290.00	17,290.00	.00	.00	.00	.00
	11171021 4104	IS I/S CHG	6,388.00	6,388.00	.00	.00	.00	.00
	11171021 4111	VHISCHEQPL	2,000.00	2,000.00	.00	.00	.00	.00
	TOTAL PUBLIC WORKS AD		46,186.00	46,186.00	.00	.00	.00	.00
	11171030 PUBLIC WORKS AD							
	11171030 4215	FURN/FXTR	2,000.00	.00	.00	.00	.00	.00
	TOTAL PUBLIC WORKS AD		2,000.00	.00	.00	.00	.00	.00
	TOTAL PUBLIC WORKS AD		480,136.00	485,314.00	.00	.00	.00	.00
771	PARKS MAINTENAN							
	11177110 PARK MAINT PERS							
	11177110 4000	FTSALARIES	183,806.00	186,573.00	.00	.00	.00	.00
	11177110 4013	WRKCOMPINS	13,769.00	13,941.00	.00	.00	.00	.00
	11177110 4014	UNEMPLYINS	827.00	840.00	.00	.00	.00	.00
	11177110 4015	SS MEDICRE	2,665.00	2,705.00	.00	.00	.00	.00
	11177110 4016	GRPINSUR	18,863.00	18,863.00	.00	.00	.00	.00
	11177110 4019	L/T DISBLY	2,640.00	2,680.00	.00	.00	.00	.00
	11177110 4020	PERS-EMPLR	49,828.00	54,036.00	.00	.00	.00	.00
	11177110 4265	RETIREEMED	677.00	736.00	.00	.00	.00	.00
	TOTAL PARK MAINT PERS		273,075.00	280,374.00	.00	.00	.00	.00
	11177120 PARK MAINT MAIN							
	11177120 4025	CLTH&PRSEX	2,100.00	2,100.00	.00	.00	.00	.00
	11177120 4028	PROF FEES	70,000.00	70,000.00	.00	.00	.00	.00
	11177120 4071	EDU&TRAIN	500.00	500.00	.00	.00	.00	.00
	11177120 4092	GAS & FUEL	25,000.00	25,000.00	.00	.00	.00	.00
	11177120 4096	SHPEQMAINT	1,000.00	1,000.00	.00	.00	.00	.00



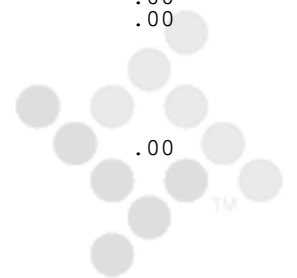
ORG	OBJECT PROJ	DESC	2014	2015	2016	2017	2018	2019
	11177120 4097	VEHCL MTCE	30,000.00	30,000.00	.00	.00	.00	.00
	11177120 4105	MEMB&DUES	250.00	250.00	.00	.00	.00	.00
	11177120 4108	BKS/SUBS	100.00	100.00	.00	.00	.00	.00
	11177120 4110	EQUIP RNTL	325.00	325.00	.00	.00	.00	.00
	11177120 4115	OFFCE SUPP	1,000.00	1,000.00	.00	.00	.00	.00
	11177120 4124	MAINTSUPP	15,750.00	15,750.00	.00	.00	.00	.00
	11177120 4132	POSTAGE	100.00	100.00	.00	.00	.00	.00
	11177120 4137	TVLCNFRMTG	1,500.00	1,500.00	.00	.00	.00	.00
	11177120 4146	ELECTRICTY	22,000.00	22,000.00	.00	.00	.00	.00
	11177120 4156	WATR&TRASH	30,000.00	30,000.00	.00	.00	.00	.00
	TOTAL PARK MAINT MAIN		199,625.00	199,625.00	.00	.00	.00	.00
11177121	PARK MAINT I/S							
	11177121 4078	SIR I/S CH	24,276.00	24,276.00	.00	.00	.00	.00
	11177121 4085	TEL I/SCHG	1,916.00	1,916.00	.00	.00	.00	.00
	11177121 4086	CELPHNISCH	1,417.00	1,417.00	.00	.00	.00	.00
	11177121 4102	FAC IS CHG	19,242.00	19,242.00	.00	.00	.00	.00
	11177121 4104	IS I/S CHG	3,194.00	3,194.00	.00	.00	.00	.00
	11177121 4111	VHISCHEQPL	14,000.00	14,000.00	.00	.00	.00	.00
	TOTAL PARK MAINT I/S		64,045.00	64,045.00	.00	.00	.00	.00
	TOTAL PARKS MAINTENAN		536,745.00	544,044.00	.00	.00	.00	.00
253	EMERGENCY SERVI							
21125320	EMERGENCY SRVCS							
	21125320 4028	PROF FEES	10,000.00	10,000.00	.00	.00	.00	.00
	TOTAL EMERGENCY SRVCS		10,000.00	10,000.00	.00	.00	.00	.00
	TOTAL EMERGENCY SERVI		10,000.00	10,000.00	.00	.00	.00	.00
252	EMPLOYEE RETIRE							
21225222	EMPLOYEE RETIRE							
	21225222 4228	TRSFRT OUT	5,682,984.00	6,037,670.00	.00	.00	.00	.00
	TOTAL EMPLOYEE RETIRE		5,682,984.00	6,037,670.00	.00	.00	.00	.00
	TOTAL EMPLOYEE RETIRE		5,682,984.00	6,037,670.00	.00	.00	.00	.00
731	STREET MAINTENA							
21373110	STREET MAINT PE							
	21373110 4000	FTSALARIES	415,820.00	424,190.00	.00	.00	.00	.00
	TOTAL STREET MAINT PE		415,820.00	424,190.00	.00	.00	.00	.00
	TOTAL STREET MAINTENA		415,820.00	424,190.00	.00	.00	.00	.00
731	STREET MAINTENA							



ORG	OBJECT PROJ	DESC	2014	2015	2016	2017	2018	2019
21373110 STREET MAINT PE								
	21373110 4004	PTSALARIES	52,225.00	52,225.00	.00	.00	.00	.00
	TOTAL STREET MAINT PE		52,225.00	52,225.00	.00	.00	.00	.00
	TOTAL STREET MAINTENA		52,225.00	52,225.00	.00	.00	.00	.00
731 STREET MAINTENA								
21373110 STREET MAINT PE								
	21373110 4013	WRKCOMPINS	32,266.00	32,837.00	.00	.00	.00	.00
	TOTAL STREET MAINT PE		32,266.00	32,837.00	.00	.00	.00	.00
	TOTAL STREET MAINTENA		32,266.00	32,837.00	.00	.00	.00	.00
731 STREET MAINTENA								
21373110 STREET MAINT PE								
	21373110 4014	UNEMPLYINS	2,108.00	2,145.00	.00	.00	.00	.00
	TOTAL STREET MAINT PE		2,108.00	2,145.00	.00	.00	.00	.00
	TOTAL STREET MAINTENA		2,108.00	2,145.00	.00	.00	.00	.00
731 STREET MAINTENA								
21373110 STREET MAINT PE								
	21373110 4015	SS MEDICRE	5,707.00	5,828.00	.00	.00	.00	.00
	TOTAL STREET MAINT PE		5,707.00	5,828.00	.00	.00	.00	.00
	TOTAL STREET MAINTENA		5,707.00	5,828.00	.00	.00	.00	.00
731 STREET MAINTENA								
21373110 STREET MAINT PE								
	21373110 4016	GRPINSUR	39,074.00	39,074.00	.00	.00	.00	.00
	TOTAL STREET MAINT PE		39,074.00	39,074.00	.00	.00	.00	.00
	TOTAL STREET MAINTENA		39,074.00	39,074.00	.00	.00	.00	.00
731 STREET MAINTENA								
21373110 STREET MAINT PE								
	21373110 4017	LIFE INS	82.00	86.00	.00	.00	.00	.00
	TOTAL STREET MAINT PE		82.00	86.00	.00	.00	.00	.00
	TOTAL STREET MAINTENA		82.00	86.00	.00	.00	.00	.00



ORG	OBJECT PROJ	DESC	2014	2015	2016	2017	2018	2019
731	STREET MAINTENA							
	21373110 STREET MAINT PE							
	21373110 4018	DEFCMP/EMP	180.00	180.00	.00	.00	.00	.00
	TOTAL STREET MAINT PE		180.00	180.00	.00	.00	.00	.00
	TOTAL STREET MAINTENA		180.00	180.00	.00	.00	.00	.00
731	STREET MAINTENA							
	21373110 STREET MAINT PE							
	21373110 4019	L/T DISBLY	5,950.00	6,070.00	.00	.00	.00	.00
	TOTAL STREET MAINT PE		5,950.00	6,070.00	.00	.00	.00	.00
	TOTAL STREET MAINTENA		5,950.00	6,070.00	.00	.00	.00	.00
731	STREET MAINTENA							
	21373110 STREET MAINT PE							
	21373110 4020	PERS-EMPLR	112,118.00	122,073.00	.00	.00	.00	.00
	TOTAL STREET MAINT PE		112,118.00	122,073.00	.00	.00	.00	.00
	TOTAL STREET MAINTENA		112,118.00	122,073.00	.00	.00	.00	.00
731	STREET MAINTENA							
	21373110 STREET MAINT PE							
	21373110 4021	PT PERSEMP	1,958.00	1,958.00	.00	.00	.00	.00
	TOTAL STREET MAINT PE		1,958.00	1,958.00	.00	.00	.00	.00
	TOTAL STREET MAINTENA		1,958.00	1,958.00	.00	.00	.00	.00
731	STREET MAINTENA							
	21373110 STREET MAINT PE							
	21373110 4142	AUTRMBPRSL	360.00	360.00	.00	.00	.00	.00
	TOTAL STREET MAINT PE		360.00	360.00	.00	.00	.00	.00
	TOTAL STREET MAINTENA		360.00	360.00	.00	.00	.00	.00
731	STREET MAINTENA							
	21373110 STREET MAINT PE							
	21373110 4265	RETIREEMED	1,430.00	1,482.00	.00	.00	.00	.00

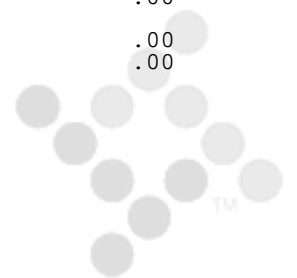


08/07/2013 16:04
mhernandez

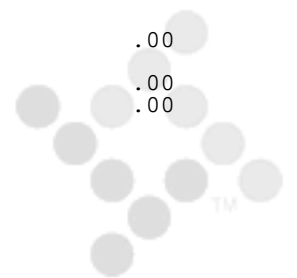
CITY OF MONROVIA - LIVE
PROJECTION 1315 / BUDGET ENTRY FUTURE YRS REPORT

PG 31
bgnyrpts

ORG	OBJECT PROJ	DESC	2014	2015	2016	2017	2018	2019
	TOTAL STREET MAINT PE		1,430.00	1,482.00	.00	.00	.00	.00
	TOTAL STREET MAINTENA		1,430.00	1,482.00	.00	.00	.00	.00
731	STREET MAINTENA							
21373120	STREET MAINT MA							
	21373120 4025	CLTH&PRSEX	2,000.00	2,000.00	.00	.00	.00	.00
	TOTAL STREET MAINT MA		2,000.00	2,000.00	.00	.00	.00	.00
	TOTAL STREET MAINTENA		2,000.00	2,000.00	.00	.00	.00	.00
731	STREET MAINTENA							
21373120	STREET MAINT MA							
	21373120 4028	PROF FEES	13,000.00	13,000.00	.00	.00	.00	.00
	TOTAL STREET MAINT MA		13,000.00	13,000.00	.00	.00	.00	.00
	TOTAL STREET MAINTENA		13,000.00	13,000.00	.00	.00	.00	.00
731	STREET MAINTENA							
21373120	STREET MAINT MA							
	21373120 4092	GAS & FUEL	14,000.00	14,000.00	.00	.00	.00	.00
	TOTAL STREET MAINT MA		14,000.00	14,000.00	.00	.00	.00	.00
	TOTAL STREET MAINTENA		14,000.00	14,000.00	.00	.00	.00	.00
731	STREET MAINTENA							
21373120	STREET MAINT MA							
	21373120 4096	SHPEQMAINT	2,000.00	2,000.00	.00	.00	.00	.00
	TOTAL STREET MAINT MA		2,000.00	2,000.00	.00	.00	.00	.00
	TOTAL STREET MAINTENA		2,000.00	2,000.00	.00	.00	.00	.00
731	STREET MAINTENA							
21373120	STREET MAINT MA							
	21373120 4097	VEHCL MTCE	40,000.00	40,000.00	.00	.00	.00	.00
	TOTAL STREET MAINT MA		40,000.00	40,000.00	.00	.00	.00	.00
	TOTAL STREET MAINTENA		40,000.00	40,000.00	.00	.00	.00	.00
731	STREET MAINTENA							
21373120	STREET MAINT MA							



ORG	OBJECT PROJ	DESC	2014	2015	2016	2017	2018	2019
	21373120 4105	MEMB&DUES	150.00	150.00	.00	.00	.00	.00
	TOTAL STREET MAINT MA		150.00	150.00	.00	.00	.00	.00
	TOTAL STREET MAINTENA		150.00	150.00	.00	.00	.00	.00
731	STREET MAINTENA							
	21373120 STREET MAINT MA							
	21373120 4110	EQUIP RNTL	1,000.00	1,000.00	.00	.00	.00	.00
	TOTAL STREET MAINT MA		1,000.00	1,000.00	.00	.00	.00	.00
	TOTAL STREET MAINTENA		1,000.00	1,000.00	.00	.00	.00	.00
731	STREET MAINTENA							
	21373120 STREET MAINT MA							
	21373120 4115	OFFCE SUPP	850.00	850.00	.00	.00	.00	.00
	TOTAL STREET MAINT MA		850.00	850.00	.00	.00	.00	.00
	TOTAL STREET MAINTENA		850.00	850.00	.00	.00	.00	.00
731	STREET MAINTENA							
	21373120 STREET MAINT MA							
	21373120 4120	COMP MICE	370.00	370.00	.00	.00	.00	.00
	TOTAL STREET MAINT MA		370.00	370.00	.00	.00	.00	.00
	TOTAL STREET MAINTENA		370.00	370.00	.00	.00	.00	.00
731	STREET MAINTENA							
	21373120 STREET MAINT MA							
	21373120 4124	MAINTSUPP	80,000.00	80,000.00	.00	.00	.00	.00
	TOTAL STREET MAINT MA		80,000.00	80,000.00	.00	.00	.00	.00
	TOTAL STREET MAINTENA		80,000.00	80,000.00	.00	.00	.00	.00
731	STREET MAINTENA							
	21373120 STREET MAINT MA							
	21373120 4132	POSTAGE	50.00	50.00	.00	.00	.00	.00
	TOTAL STREET MAINT MA		50.00	50.00	.00	.00	.00	.00
	TOTAL STREET MAINTENA		50.00	50.00	.00	.00	.00	.00
731	STREET MAINTENA							



08/07/2013 16:04
mhernandez

CITY OF MONROVIA - LIVE
PROJECTION 1315 / BUDGET ENTRY FUTURE YRS REPORT

PG 33
bgnyrpts

ORG	OBJECT PROJ	DESC	2014	2015	2016	2017	2018	2019
21373120 STREET MAINT MA								
	21373120 4135	PRINTING	75.00	75.00	.00	.00	.00	.00
	TOTAL STREET MAINT MA		75.00	75.00	.00	.00	.00	.00
	TOTAL STREET MAINTENA		75.00	75.00	.00	.00	.00	.00
731 STREET MAINTENA								
21373120 STREET MAINT MA								
	21373120 4137	TVLCNFRMTG	150.00	150.00	.00	.00	.00	.00
	TOTAL STREET MAINT MA		150.00	150.00	.00	.00	.00	.00
	TOTAL STREET MAINTENA		150.00	150.00	.00	.00	.00	.00
731 STREET MAINTENA								
21373120 STREET MAINT MA								
	21373120 4150	CELLPHONE	50.00	50.00	.00	.00	.00	.00
	TOTAL STREET MAINT MA		50.00	50.00	.00	.00	.00	.00
	TOTAL STREET MAINTENA		50.00	50.00	.00	.00	.00	.00
731 STREET MAINTENA								
21373120 STREET MAINT MA								
	21373120 4193	INTRST EXP	1,000.00	1,000.00	.00	.00	.00	.00
	TOTAL STREET MAINT MA		1,000.00	1,000.00	.00	.00	.00	.00
	TOTAL STREET MAINTENA		1,000.00	1,000.00	.00	.00	.00	.00
731 STREET MAINTENA								
21373121 STREET MAINT I/								
	21373121 4078	SIR I/S CH	54,920.00	54,920.00	.00	.00	.00	.00
	TOTAL STREET MAINT I/		54,920.00	54,920.00	.00	.00	.00	.00
	TOTAL STREET MAINTENA		54,920.00	54,920.00	.00	.00	.00	.00
731 STREET MAINTENA								
21373121 STREET MAINT I/								
	21373121 4085	TEL I/SCHG	3,831.00	3,831.00	.00	.00	.00	.00
	TOTAL STREET MAINT I/		3,831.00	3,831.00	.00	.00	.00	.00
	TOTAL STREET MAINTENA		3,831.00	3,831.00	.00	.00	.00	.00

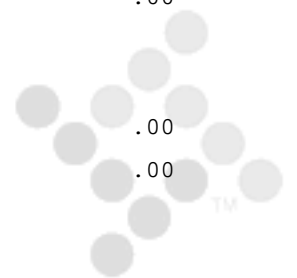


08/07/2013 16:04
mhernandez

CITY OF MONROVIA - LIVE
PROJECTION 1315 / BUDGET ENTRY FUTURE YRS REPORT

PG 34
bgnyrpts

ORG	OBJECT PROJ	DESC	2014	2015	2016	2017	2018	2019
731	STREET MAINTENA							
21373121	STREET MAINT I/							
	21373121	4086 CELPHNISCH	3,543.00	3,543.00	.00	.00	.00	.00
		TOTAL STREET MAINT I/	3,543.00	3,543.00	.00	.00	.00	.00
		TOTAL STREET MAINTENA	3,543.00	3,543.00	.00	.00	.00	.00
731	STREET MAINTENA							
21373121	STREET MAINT I/							
	21373121	4102 FAC IS CHG	44,619.00	44,619.00	.00	.00	.00	.00
		TOTAL STREET MAINT I/	44,619.00	44,619.00	.00	.00	.00	.00
		TOTAL STREET MAINTENA	44,619.00	44,619.00	.00	.00	.00	.00
731	STREET MAINTENA							
21373121	STREET MAINT I/							
	21373121	4104 IS I/S CHG	4,791.00	4,791.00	.00	.00	.00	.00
		TOTAL STREET MAINT I/	4,791.00	4,791.00	.00	.00	.00	.00
		TOTAL STREET MAINTENA	4,791.00	4,791.00	.00	.00	.00	.00
731	STREET MAINTENA							
21373121	STREET MAINT I/							
	21373121	4111 VHISCHEQPL	60,000.00	60,000.00	.00	.00	.00	.00
		TOTAL STREET MAINT I/	60,000.00	60,000.00	.00	.00	.00	.00
		TOTAL STREET MAINTENA	60,000.00	60,000.00	.00	.00	.00	.00
731	STREET MAINTENA							
21373122	STREET MAINT TR							
	21373122	4228 TRSFR OUT	165,438.00	165,438.00	.00	.00	.00	.00
		TOTAL STREET MAINT TR	165,438.00	165,438.00	.00	.00	.00	.00
		TOTAL STREET MAINTENA	165,438.00	165,438.00	.00	.00	.00	.00
255	RETIREMENT DEBT							
21425520	RETIREMENT D/S							
	21425520	4188 PRNCPL PMT	280,000.00	330,000.00	.00	.00	.00	.00
		TOTAL RETIREMENT D/S	280,000.00	330,000.00	.00	.00	.00	.00

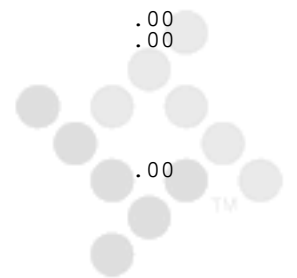


08/07/2013 16:04
mhernandez

CITY OF MONROVIA - LIVE
PROJECTION 1315 / BUDGET ENTRY FUTURE YRS REPORT

PG 35
bgnyrpts

ORG	OBJECT PROJ	DESC	2014	2015	2016	2017	2018	2019
	TOTAL RETIREMENT DEBT		280,000.00	330,000.00	.00	.00	.00	.00
255	RETIREMENT DEBT							
21425520	RETIREMENT D/S							
21425520 4193	INTRST EXP		776,791.00	764,723.00	.00	.00	.00	.00
	TOTAL RETIREMENT D/S		776,791.00	764,723.00	.00	.00	.00	.00
	TOTAL RETIREMENT DEBT		776,791.00	764,723.00	.00	.00	.00	.00
255	RETIREMENT DEBT							
21425520	RETIREMENT D/S							
21425520 4194	TRSTEE CHG		1,325.00	1,325.00	.00	.00	.00	.00
	TOTAL RETIREMENT D/S		1,325.00	1,325.00	.00	.00	.00	.00
	TOTAL RETIREMENT DEBT		1,325.00	1,325.00	.00	.00	.00	.00
531	PROPOSITION "A"							
22153110	PROP "A" PERSON							
22153110 4000	FTSALARIES		138,523.00	143,083.00	.00	.00	.00	.00
	TOTAL PROP "A" PERSON		138,523.00	143,083.00	.00	.00	.00	.00
	TOTAL PROPOSITION "A"		138,523.00	143,083.00	.00	.00	.00	.00
531	PROPOSITION "A"							
22153110	PROP "A" PERSON							
22153110 4013	WRKCOMPINS		4,848.00	4,944.00	.00	.00	.00	.00
	TOTAL PROP "A" PERSON		4,848.00	4,944.00	.00	.00	.00	.00
	TOTAL PROPOSITION "A"		4,848.00	4,944.00	.00	.00	.00	.00
531	PROPOSITION "A"							
22153110	PROP "A" PERSON							
22153110 4014	UNEMPLYINS		629.00	649.00	.00	.00	.00	.00
	TOTAL PROP "A" PERSON		629.00	649.00	.00	.00	.00	.00
	TOTAL PROPOSITION "A"		629.00	649.00	.00	.00	.00	.00
531	PROPOSITION "A"							
22153110	PROP "A" PERSON							
22153110 4015	SS MEDICRE		1,530.00	1,597.00	.00	.00	.00	.00

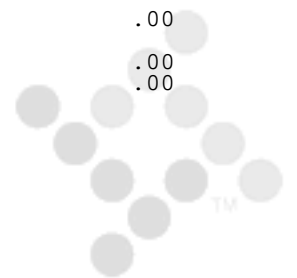


08/07/2013 16:04
mhernandez

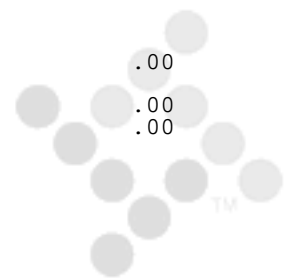
CITY OF MONROVIA - LIVE
PROJECTION 1315 / BUDGET ENTRY FUTURE YRS REPORT

PG 36
bgnyrpts

ORG	OBJECT PROJ	DESC	2014	2015	2016	2017	2018	2019
	TOTAL PROP "A" PERSON		1,530.00	1,597.00	.00	.00	.00	.00
	TOTAL PROPOSITION "A"		1,530.00	1,597.00	.00	.00	.00	.00
531	PROPOSITION "A"							
22153110	PROP "A" PERSON							
22153110 4016	GRPINSUR		8,688.00	8,688.00	.00	.00	.00	.00
	TOTAL PROP "A" PERSON		8,688.00	8,688.00	.00	.00	.00	.00
	TOTAL PROPOSITION "A"		8,688.00	8,688.00	.00	.00	.00	.00
531	PROPOSITION "A"							
22153110	PROP "A" PERSON							
22153110 4017	LIFE INS		273.00	287.00	.00	.00	.00	.00
	TOTAL PROP "A" PERSON		273.00	287.00	.00	.00	.00	.00
	TOTAL PROPOSITION "A"		273.00	287.00	.00	.00	.00	.00
531	PROPOSITION "A"							
22153110	PROP "A" PERSON							
22153110 4018	DEFCMP/EMP		600.00	600.00	.00	.00	.00	.00
	TOTAL PROP "A" PERSON		600.00	600.00	.00	.00	.00	.00
	TOTAL PROPOSITION "A"		600.00	600.00	.00	.00	.00	.00
531	PROPOSITION "A"							
22153110	PROP "A" PERSON							
22153110 4019	L/T DISBLY		1,972.00	2,037.00	.00	.00	.00	.00
	TOTAL PROP "A" PERSON		1,972.00	2,037.00	.00	.00	.00	.00
	TOTAL PROPOSITION "A"		1,972.00	2,037.00	.00	.00	.00	.00
531	PROPOSITION "A"							
22153110	PROP "A" PERSON							
22153110 4020	PERS-EMPLR		37,182.00	41,021.00	.00	.00	.00	.00
	TOTAL PROP "A" PERSON		37,182.00	41,021.00	.00	.00	.00	.00
	TOTAL PROPOSITION "A"		37,182.00	41,021.00	.00	.00	.00	.00
531	PROPOSITION "A"							
22153110	PROP "A" PERSON							



ORG	OBJECT PROJ	DESC	2014	2015	2016	2017	2018	2019
	22153110 4142	AUTRMBPRSL	1,200.00	1,200.00	.00	.00	.00	.00
	TOTAL PROP "A" PERSON		1,200.00	1,200.00	.00	.00	.00	.00
	TOTAL PROPOSITION "A"		1,200.00	1,200.00	.00	.00	.00	.00
531	PROPOSITION "A"							
	22153110	PROP "A" PERSON						
	22153110 4265	RETIREEMED	543.00	549.00	.00	.00	.00	.00
	TOTAL PROP "A" PERSON		543.00	549.00	.00	.00	.00	.00
	TOTAL PROPOSITION "A"		543.00	549.00	.00	.00	.00	.00
531	PROPOSITION "A"							
	22153120	PROP "A" MAINT						
	22153120 4105	MEMB&DUES	6,246.00	6,428.00	.00	.00	.00	.00
	TOTAL PROP "A" MAINT		6,246.00	6,428.00	.00	.00	.00	.00
	TOTAL PROPOSITION "A"		6,246.00	6,428.00	.00	.00	.00	.00
531	PROPOSITION "A"							
	22153120	PROP "A" MAINT						
	22153120 4115	OFFCE SUPP	1,700.00	200.00	.00	.00	.00	.00
	TOTAL PROP "A" MAINT		1,700.00	200.00	.00	.00	.00	.00
	TOTAL PROPOSITION "A"		1,700.00	200.00	.00	.00	.00	.00
531	PROPOSITION "A"							
	22153120	PROP "A" MAINT						
	22153120 4160	MISC EXP	100.00	100.00	.00	.00	.00	.00
	TOTAL PROP "A" MAINT		100.00	100.00	.00	.00	.00	.00
	TOTAL PROPOSITION "A"		100.00	100.00	.00	.00	.00	.00
531	PROPOSITION "A"							
	22153121	PROP "A" I/S CH						
	22153121 4078	SIR I/S CH	7,078.00	7,078.00	.00	.00	.00	.00
	TOTAL PROP "A" I/S CH		7,078.00	7,078.00	.00	.00	.00	.00
	TOTAL PROPOSITION "A"		7,078.00	7,078.00	.00	.00	.00	.00
535	DIAL-A-RIDE							



08/07/2013 16:04
mhernandez

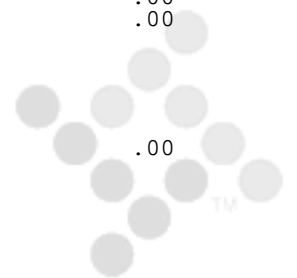
CITY OF MONROVIA - LIVE
PROJECTION 1315 / BUDGET ENTRY FUTURE YRS REPORT

PG 38
bgnyrpts

ORG	OBJECT PROJ	DESC	2014	2015	2016	2017	2018	2019
22153510 DIAL A RIDE PER								
	22153510 4000	FTSALARIES	25,093.00	26,351.00	.00	.00	.00	.00
		TOTAL DIAL A RIDE PER	25,093.00	26,351.00	.00	.00	.00	.00
		TOTAL DIAL-A-RIDE	25,093.00	26,351.00	.00	.00	.00	.00
535	DIAL-A-RIDE							
22153510 DIAL A RIDE PER								
	22153510 4013	WRKCOMPINS	878.00	922.00	.00	.00	.00	.00
		TOTAL DIAL A RIDE PER	878.00	922.00	.00	.00	.00	.00
		TOTAL DIAL-A-RIDE	878.00	922.00	.00	.00	.00	.00
535	DIAL-A-RIDE							
22153510 DIAL A RIDE PER								
	22153510 4014	UNEMPLYINS	113.00	119.00	.00	.00	.00	.00
		TOTAL DIAL A RIDE PER	113.00	119.00	.00	.00	.00	.00
		TOTAL DIAL-A-RIDE	113.00	119.00	.00	.00	.00	.00
535	DIAL-A-RIDE							
22153510 DIAL A RIDE PER								
	22153510 4015	SS MEDICRE	367.00	385.00	.00	.00	.00	.00
		TOTAL DIAL A RIDE PER	367.00	385.00	.00	.00	.00	.00
		TOTAL DIAL-A-RIDE	367.00	385.00	.00	.00	.00	.00
535	DIAL-A-RIDE							
22153510 DIAL A RIDE PER								
	22153510 4016	GRPINSUR	2,181.00	2,181.00	.00	.00	.00	.00
		TOTAL DIAL A RIDE PER	2,181.00	2,181.00	.00	.00	.00	.00
		TOTAL DIAL-A-RIDE	2,181.00	2,181.00	.00	.00	.00	.00
535	DIAL-A-RIDE							
22153510 DIAL A RIDE PER								
	22153510 4017	LIFE INS	27.00	29.00	.00	.00	.00	.00
		TOTAL DIAL A RIDE PER	27.00	29.00	.00	.00	.00	.00
		TOTAL DIAL-A-RIDE	27.00	29.00	.00	.00	.00	.00



ORG	OBJECT PROJ	DESC	2014	2015	2016	2017	2018	2019
535	DIAL-A-RIDE							
22153510	DIAL A RIDE PER							
22153510 4018		DEFCMP/EMP	60.00	60.00	.00	.00	.00	.00
	TOTAL DIAL A RIDE PER		60.00	60.00	.00	.00	.00	.00
	TOTAL DIAL-A-RIDE		60.00	60.00	.00	.00	.00	.00
535	DIAL-A-RIDE							
22153510	DIAL A RIDE PER							
22153510 4019		L/T DISBLY	359.00	377.00	.00	.00	.00	.00
	TOTAL DIAL A RIDE PER		359.00	377.00	.00	.00	.00	.00
	TOTAL DIAL-A-RIDE		359.00	377.00	.00	.00	.00	.00
535	DIAL-A-RIDE							
22153510	DIAL A RIDE PER							
22153510 4020		PERS-EMPLR	6,774.00	7,600.00	.00	.00	.00	.00
	TOTAL DIAL A RIDE PER		6,774.00	7,600.00	.00	.00	.00	.00
	TOTAL DIAL-A-RIDE		6,774.00	7,600.00	.00	.00	.00	.00
535	DIAL-A-RIDE							
22153510	DIAL A RIDE PER							
22153510 4142		AUTRMBPERSL	120.00	120.00	.00	.00	.00	.00
	TOTAL DIAL A RIDE PER		120.00	120.00	.00	.00	.00	.00
	TOTAL DIAL-A-RIDE		120.00	120.00	.00	.00	.00	.00
535	DIAL-A-RIDE							
22153510	DIAL A RIDE PER							
22153510 4265		RETIREEMED	78.00	78.00	.00	.00	.00	.00
	TOTAL DIAL A RIDE PER		78.00	78.00	.00	.00	.00	.00
	TOTAL DIAL-A-RIDE		78.00	78.00	.00	.00	.00	.00
535	DIAL-A-RIDE							
22153520	DIAL-A RIDE MAI							
22153520 4022		ADVERTISNG	3,550.00	2,000.00	.00	.00	.00	.00

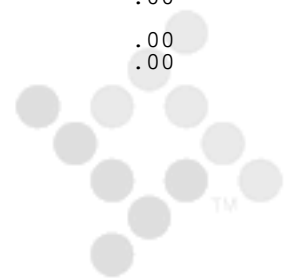


08/07/2013 16:04
mhernandez

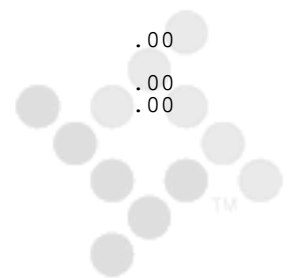
CITY OF MONROVIA - LIVE
PROJECTION 1315 / BUDGET ENTRY FUTURE YRS REPORT

PG 40
bgnyrpts

ORG	OBJECT PROJ	DESC	2014	2015	2016	2017	2018	2019
	TOTAL DIAL-A RIDE MAI		3,550.00	2,000.00	.00	.00	.00	.00
	TOTAL DIAL-A-RIDE		3,550.00	2,000.00	.00	.00	.00	.00
535	DIAL-A-RIDE							
22153520	DIAL-A RIDE MAI							
	22153520 4028	PROF FEES	750,777.00	773,300.00	.00	.00	.00	.00
	TOTAL DIAL-A RIDE MAI		750,777.00	773,300.00	.00	.00	.00	.00
	TOTAL DIAL-A-RIDE		750,777.00	773,300.00	.00	.00	.00	.00
535	DIAL-A-RIDE							
22153520	DIAL-A RIDE MAI							
	22153520 4038	SPCL SERV	12,182.00	12,547.00	.00	.00	.00	.00
	TOTAL DIAL-A RIDE MAI		12,182.00	12,547.00	.00	.00	.00	.00
	TOTAL DIAL-A-RIDE		12,182.00	12,547.00	.00	.00	.00	.00
535	DIAL-A-RIDE							
22153520	DIAL-A RIDE MAI							
	22153520 4092	GAS & FUEL	139,050.00	143,222.00	.00	.00	.00	.00
	TOTAL DIAL-A RIDE MAI		139,050.00	143,222.00	.00	.00	.00	.00
	TOTAL DIAL-A-RIDE		139,050.00	143,222.00	.00	.00	.00	.00
535	DIAL-A-RIDE							
22153520	DIAL-A RIDE MAI							
	22153520 4137	TVLCNFRMTG	210.00	210.00	.00	.00	.00	.00
	TOTAL DIAL-A RIDE MAI		210.00	210.00	.00	.00	.00	.00
	TOTAL DIAL-A-RIDE		210.00	210.00	.00	.00	.00	.00
535	DIAL-A-RIDE							
22153521	DIAL-A-RIDE I/S							
	22153521 4078	SIR I/S CH	1,221.00	1,221.00	.00	.00	.00	.00
	TOTAL DIAL-A-RIDE I/S		1,221.00	1,221.00	.00	.00	.00	.00
	TOTAL DIAL-A-RIDE		1,221.00	1,221.00	.00	.00	.00	.00
535	DIAL-A-RIDE							
22153530	PROP "A" CAP OU							



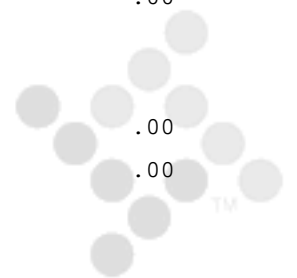
ORG	OBJECT PROJ	DESC	2014	2015	2016	2017	2018	2019	
	22153530	4213	AUTO/TRKS	210,000.00	210,000.00	.00	.00	.00	.00
	TOTAL PROP "A" CAP OU		210,000.00	210,000.00	.00	.00	.00	.00	
	TOTAL DIAL-A-RIDE		210,000.00	210,000.00	.00	.00	.00	.00	
536	RECREATION TRAN								
	22153620 RECREATION TRAN								
	22153620	4028	PROF FEES	41,000.00	41,000.00	.00	.00	.00	
	TOTAL RECREATION TRAN		41,000.00	41,000.00	.00	.00	.00	.00	
	TOTAL RECREATION TRAN		41,000.00	41,000.00	.00	.00	.00	.00	
536	RECREATION TRAN								
	22153620 RECREATION TRAN								
	22153620	4038	SPCL SERV	5,000.00	5,000.00	.00	.00	.00	
	TOTAL RECREATION TRAN		5,000.00	5,000.00	.00	.00	.00	.00	
	TOTAL RECREATION TRAN		5,000.00	5,000.00	.00	.00	.00	.00	
537	BUS STOP IMPROV								
	22153720 BUS STOP IMPROV								
	22153720	4028	PROF FEES	20,600.00	21,218.00	.00	.00	.00	
	TOTAL BUS STOP IMPROV		20,600.00	21,218.00	.00	.00	.00	.00	
	TOTAL BUS STOP IMPROV		20,600.00	21,218.00	.00	.00	.00	.00	
537	BUS STOP IMPROV								
	22153730 BUS STOP IMPROV								
	22153730	4203	CONSTRCTN	40,000.00	.00	.00	.00	.00	
	TOTAL BUS STOP IMPROV		40,000.00	.00	.00	.00	.00	.00	
	TOTAL BUS STOP IMPROV		40,000.00	.00	.00	.00	.00	.00	
532	PROPOSITION "C"								
	22253210 PROP C PROGRAM								
	22253210	4000	FTSALARIES	14,317.00	15,035.00	.00	.00	.00	
	TOTAL PROP C PROGRAM		14,317.00	15,035.00	.00	.00	.00	.00	
	TOTAL PROPOSITION "C"		14,317.00	15,035.00	.00	.00	.00	.00	
532	PROPOSITION "C"								



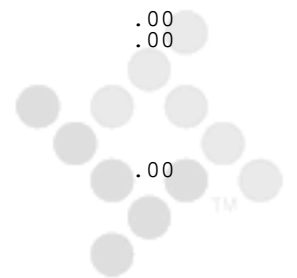
ORG	OBJECT PROJ	DESC	2014	2015	2016	2017	2018	2019
22253210 PROP C PROGRAM								
	22253210 4013	WRKCOMPINS	501.00	526.00	.00	.00	.00	.00
	TOTAL PROP C PROGRAM		501.00	526.00	.00	.00	.00	.00
	TOTAL PROPOSITION "C"		501.00	526.00	.00	.00	.00	.00
532	PROPOSITION "C"							
22253210 PROP C PROGRAM								
	22253210 4014	UNEMPLOYINS	65.00	68.00	.00	.00	.00	.00
	TOTAL PROP C PROGRAM		65.00	68.00	.00	.00	.00	.00
	TOTAL PROPOSITION "C"		65.00	68.00	.00	.00	.00	.00
532	PROPOSITION "C"							
22253210 PROP C PROGRAM								
	22253210 4015	SS MEDICRE	211.00	221.00	.00	.00	.00	.00
	TOTAL PROP C PROGRAM		211.00	221.00	.00	.00	.00	.00
	TOTAL PROPOSITION "C"		211.00	221.00	.00	.00	.00	.00
532	PROPOSITION "C"							
22253210 PROP C PROGRAM								
	22253210 4016	GRPINSUR	1,087.00	1,087.00	.00	.00	.00	.00
	TOTAL PROP C PROGRAM		1,087.00	1,087.00	.00	.00	.00	.00
	TOTAL PROPOSITION "C"		1,087.00	1,087.00	.00	.00	.00	.00
532	PROPOSITION "C"							
22253210 PROP C PROGRAM								
	22253210 4017	LIFE INS	27.00	29.00	.00	.00	.00	.00
	TOTAL PROP C PROGRAM		27.00	29.00	.00	.00	.00	.00
	TOTAL PROPOSITION "C"		27.00	29.00	.00	.00	.00	.00
532	PROPOSITION "C"							
22253210 PROP C PROGRAM								
	22253210 4018	DEFEMP/EMP	60.00	60.00	.00	.00	.00	.00
	TOTAL PROP C PROGRAM		60.00	60.00	.00	.00	.00	.00
	TOTAL PROPOSITION "C"		60.00	60.00	.00	.00	.00	.00



ORG	OBJECT PROJ	DESC	2014	2015	2016	2017	2018	2019
532	PROPOSITION "C"							
22253210	PROP C PROGRAM							
22253210 4019		L/T DISBLY	204.00	214.00	.00	.00	.00	.00
	TOTAL PROP C PROGRAM		204.00	214.00	.00	.00	.00	.00
	TOTAL PROPOSITION "C"		204.00	214.00	.00	.00	.00	.00
532	PROPOSITION "C"							
22253210	PROP C PROGRAM							
22253210 4020		PERS-EMPLR	3,845.00	4,313.00	.00	.00	.00	.00
	TOTAL PROP C PROGRAM		3,845.00	4,313.00	.00	.00	.00	.00
	TOTAL PROPOSITION "C"		3,845.00	4,313.00	.00	.00	.00	.00
532	PROPOSITION "C"							
22253210	PROP C PROGRAM							
22253210 4142		AUTRMBPRSL	120.00	120.00	.00	.00	.00	.00
	TOTAL PROP C PROGRAM		120.00	120.00	.00	.00	.00	.00
	TOTAL PROPOSITION "C"		120.00	120.00	.00	.00	.00	.00
532	PROPOSITION "C"							
22253210	PROP C PROGRAM							
22253210 4265		RETIREEEMED	52.00	52.00	.00	.00	.00	.00
	TOTAL PROP C PROGRAM		52.00	52.00	.00	.00	.00	.00
	TOTAL PROPOSITION "C"		52.00	52.00	.00	.00	.00	.00
532	PROPOSITION "C"							
22253220	PROP C PROGRAM							
22253220 4022		ADVERTISNG	100.00	100.00	.00	.00	.00	.00
	TOTAL PROP C PROGRAM		100.00	100.00	.00	.00	.00	.00
	TOTAL PROPOSITION "C"		100.00	100.00	.00	.00	.00	.00
532	PROPOSITION "C"							
22253220	PROP C PROGRAM							
22253220 4105		MEMB&DUES	6,071.00	6,253.00	.00	.00	.00	.00
	TOTAL PROP C PROGRAM		6,071.00	6,253.00	.00	.00	.00	.00



ORG	OBJECT PROJ DESC	2014	2015	2016	2017	2018	2019
	TOTAL PROPOSITION "C"	6,071.00	6,253.00	.00	.00	.00	.00
532	PROPOSITION "C"						
	22253221 PROP C I/S CHAR						
	22253221 4078 SIR I/S CH	607.00	607.00	.00	.00	.00	.00
	TOTAL PROP C I/S CHAR	607.00	607.00	.00	.00	.00	.00
	TOTAL PROPOSITION "C"	607.00	607.00	.00	.00	.00	.00
532	PROPOSITION "C"						
	22253222 PROP C PROGRAM						
	22253222 4228 TRSFR OUT	615,000.00	.00	.00	.00	.00	.00
	TOTAL PROP C PROGRAM	615,000.00	.00	.00	.00	.00	.00
	TOTAL PROPOSITION "C"	615,000.00	.00	.00	.00	.00	.00
533	REGIONAL AIR QU						
	22353320 AQMD RIDE SHARE						
	22353320 4028 PROF FEES	3,900.00	3,900.00	.00	.00	.00	.00
	TOTAL AQMD RIDE SHARE	3,900.00	3,900.00	.00	.00	.00	.00
	TOTAL REGIONAL AIR QU	3,900.00	3,900.00	.00	.00	.00	.00
533	REGIONAL AIR QU						
	22353320 AQMD RIDE SHARE						
	22353320 4105 MEMB&DUES	758.00	781.00	.00	.00	.00	.00
	TOTAL AQMD RIDE SHARE	758.00	781.00	.00	.00	.00	.00
	TOTAL REGIONAL AIR QU	758.00	781.00	.00	.00	.00	.00
533	REGIONAL AIR QU						
	22353320 AQMD RIDE SHARE						
	22353320 4132 POSTAGE	50.00	50.00	.00	.00	.00	.00
	TOTAL AQMD RIDE SHARE	50.00	50.00	.00	.00	.00	.00
	TOTAL REGIONAL AIR QU	50.00	50.00	.00	.00	.00	.00
533	REGIONAL AIR QU						
	22353320 AQMD RIDE SHARE						
	22353320 4135 PRINTING	52.00	55.00	.00	.00	.00	.00

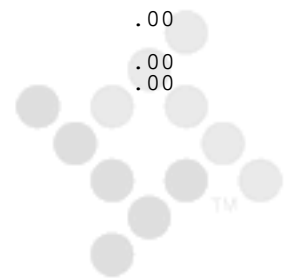


08/07/2013 16:04
mhernandez

CITY OF MONROVIA - LIVE
PROJECTION 1315 / BUDGET ENTRY FUTURE YRS REPORT

PG 45
bgnyrpts

ORG	OBJECT PROJ	DESC	2014	2015	2016	2017	2018	2019
	TOTAL AQMD RIDE SHARE		52.00	55.00	.00	.00	.00	.00
	TOTAL REGIONAL AIR QU		52.00	55.00	.00	.00	.00	.00
533	REGIONAL AIR QU							
22353320	AQMD RIDE SHARE							
22353320 4137	TVLCNFRMTG		100.00	100.00	.00	.00	.00	.00
	TOTAL AQMD RIDE SHARE		100.00	100.00	.00	.00	.00	.00
	TOTAL REGIONAL AIR QU		100.00	100.00	.00	.00	.00	.00
538	DISCOUNT BUS PR							
22353820	DISCOUNT BUS PR							
22353820 4064	MTA BUS SV		22,000.00	28,000.00	.00	.00	.00	.00
	TOTAL DISCOUNT BUS PR		22,000.00	28,000.00	.00	.00	.00	.00
	TOTAL DISCOUNT BUS PR		22,000.00	28,000.00	.00	.00	.00	.00
538	DISCOUNT BUS PR							
22353820	DISCOUNT BUS PR							
22353820 4065	FTHLLBUSSV		4,500.00	5,000.00	.00	.00	.00	.00
	TOTAL DISCOUNT BUS PR		4,500.00	5,000.00	.00	.00	.00	.00
	TOTAL DISCOUNT BUS PR		4,500.00	5,000.00	.00	.00	.00	.00
333	TRAFFIC SAFETY							
23133310	TRAFFIC SAFETY							
23133310 4000	FTSALARIES		62,527.00	62,527.00	.00	.00	.00	.00
	TOTAL TRAFFIC SAFETY		62,527.00	62,527.00	.00	.00	.00	.00
	TOTAL TRAFFIC SAFETY		62,527.00	62,527.00	.00	.00	.00	.00
333	TRAFFIC SAFETY							
23133310	TRAFFIC SAFETY							
23133310 4004	PTSALARIES		25,028.00	25,028.00	.00	.00	.00	.00
	TOTAL TRAFFIC SAFETY		25,028.00	25,028.00	.00	.00	.00	.00
	TOTAL TRAFFIC SAFETY		25,028.00	25,028.00	.00	.00	.00	.00
333	TRAFFIC SAFETY							
23133310	TRAFFIC SAFETY							



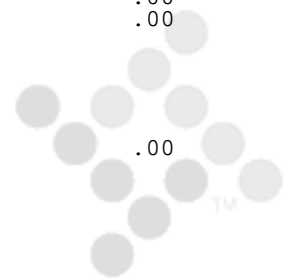
ORG	OBJECT PROJ	DESC	2014	2015	2016	2017	2018	2019
23133310	4013	WRKCOMPINS	3,064.00	3,064.00	.00	.00	.00	.00
	TOTAL TRAFFIC SAFETY		3,064.00	3,064.00	.00	.00	.00	.00
	TOTAL TRAFFIC SAFETY		3,064.00	3,064.00	.00	.00	.00	.00
333	TRAFFIC SAFETY							
23133310	TRAFFIC SAFETY							
23133310	4014	UNEMPLYINS	394.00	394.00	.00	.00	.00	.00
	TOTAL TRAFFIC SAFETY		394.00	394.00	.00	.00	.00	.00
	TOTAL TRAFFIC SAFETY		394.00	394.00	.00	.00	.00	.00
333	TRAFFIC SAFETY							
23133310	TRAFFIC SAFETY							
23133310	4015	SS MEDICRE	1,270.00	1,270.00	.00	.00	.00	.00
	TOTAL TRAFFIC SAFETY		1,270.00	1,270.00	.00	.00	.00	.00
	TOTAL TRAFFIC SAFETY		1,270.00	1,270.00	.00	.00	.00	.00
333	TRAFFIC SAFETY							
23133310	TRAFFIC SAFETY							
23133310	4016	GRPINSUR	6,124.00	6,124.00	.00	.00	.00	.00
	TOTAL TRAFFIC SAFETY		6,124.00	6,124.00	.00	.00	.00	.00
	TOTAL TRAFFIC SAFETY		6,124.00	6,124.00	.00	.00	.00	.00
333	TRAFFIC SAFETY							
23133310	TRAFFIC SAFETY							
23133310	4020	PERS-EMPLR	16,495.00	17,570.00	.00	.00	.00	.00
	TOTAL TRAFFIC SAFETY		16,495.00	17,570.00	.00	.00	.00	.00
	TOTAL TRAFFIC SAFETY		16,495.00	17,570.00	.00	.00	.00	.00
333	TRAFFIC SAFETY							
23133310	TRAFFIC SAFETY							
23133310	4021	PT PERSEMP	939.00	939.00	.00	.00	.00	.00
	TOTAL TRAFFIC SAFETY		939.00	939.00	.00	.00	.00	.00
	TOTAL TRAFFIC SAFETY		939.00	939.00	.00	.00	.00	.00
333	TRAFFIC SAFETY							



ORG	OBJECT PROJ	DESC	2014	2015	2016	2017	2018	2019
23133320 TRAFFIC SAFETY								
	23133320 4025	CLTH&PRSEX	1,200.00	1,200.00	.00	.00	.00	.00
	TOTAL TRAFFIC SAFETY		1,200.00	1,200.00	.00	.00	.00	.00
	TOTAL TRAFFIC SAFETY		1,200.00	1,200.00	.00	.00	.00	.00
333 TRAFFIC SAFETY								
23133320 TRAFFIC SAFETY								
	23133320 4028	PROF FEES	30,000.00	30,000.00	.00	.00	.00	.00
	TOTAL TRAFFIC SAFETY		30,000.00	30,000.00	.00	.00	.00	.00
	TOTAL TRAFFIC SAFETY		30,000.00	30,000.00	.00	.00	.00	.00
333 TRAFFIC SAFETY								
23133320 TRAFFIC SAFETY								
	23133320 4071	EDU&TRAIN	1,300.00	1,300.00	.00	.00	.00	.00
	TOTAL TRAFFIC SAFETY		1,300.00	1,300.00	.00	.00	.00	.00
	TOTAL TRAFFIC SAFETY		1,300.00	1,300.00	.00	.00	.00	.00
333 TRAFFIC SAFETY								
23133320 TRAFFIC SAFETY								
	23133320 4075	CTPMPKGCT	75,000.00	75,000.00	.00	.00	.00	.00
	TOTAL TRAFFIC SAFETY		75,000.00	75,000.00	.00	.00	.00	.00
	TOTAL TRAFFIC SAFETY		75,000.00	75,000.00	.00	.00	.00	.00
333 TRAFFIC SAFETY								
23133320 TRAFFIC SAFETY								
	23133320 4084	RDIO I/SCH	7,366.00	7,366.00	.00	.00	.00	.00
	TOTAL TRAFFIC SAFETY		7,366.00	7,366.00	.00	.00	.00	.00
	TOTAL TRAFFIC SAFETY		7,366.00	7,366.00	.00	.00	.00	.00
333 TRAFFIC SAFETY								
23133320 TRAFFIC SAFETY								
	23133320 4096	SHPEQMAINT	2,000.00	2,000.00	.00	.00	.00	.00
	TOTAL TRAFFIC SAFETY		2,000.00	2,000.00	.00	.00	.00	.00
	TOTAL TRAFFIC SAFETY		2,000.00	2,000.00	.00	.00	.00	.00



ORG	OBJECT PROJ	DESC	2014	2015	2016	2017	2018	2019
333		TRAFFIC SAFETY						
23133320		TRAFFIC SAFETY						
23133320 4105		MEMB&DUES	150.00	150.00	.00	.00	.00	.00
		TOTAL TRAFFIC SAFETY	150.00	150.00	.00	.00	.00	.00
		TOTAL TRAFFIC SAFETY	150.00	150.00	.00	.00	.00	.00
333		TRAFFIC SAFETY						
23133320		TRAFFIC SAFETY						
23133320 4111		VHISCHEQPL	42,989.00	42,989.00	.00	.00	.00	.00
		TOTAL TRAFFIC SAFETY	42,989.00	42,989.00	.00	.00	.00	.00
		TOTAL TRAFFIC SAFETY	42,989.00	42,989.00	.00	.00	.00	.00
333		TRAFFIC SAFETY						
23133320		TRAFFIC SAFETY						
23133320 4124		MAINTSUPP	1,000.00	1,000.00	.00	.00	.00	.00
		TOTAL TRAFFIC SAFETY	1,000.00	1,000.00	.00	.00	.00	.00
		TOTAL TRAFFIC SAFETY	1,000.00	1,000.00	.00	.00	.00	.00
333		TRAFFIC SAFETY						
23133320		TRAFFIC SAFETY						
23133320 4135		PRINTING	5,000.00	5,000.00	.00	.00	.00	.00
		TOTAL TRAFFIC SAFETY	5,000.00	5,000.00	.00	.00	.00	.00
		TOTAL TRAFFIC SAFETY	5,000.00	5,000.00	.00	.00	.00	.00
333		TRAFFIC SAFETY						
23133320		TRAFFIC SAFETY						
23133320 4160		MISC EXP	1,500.00	1,500.00	.00	.00	.00	.00
		TOTAL TRAFFIC SAFETY	1,500.00	1,500.00	.00	.00	.00	.00
		TOTAL TRAFFIC SAFETY	1,500.00	1,500.00	.00	.00	.00	.00
333		TRAFFIC SAFETY						
23133321		TRAFFIC SAFETY						
23133321 4078		SIR I/S CH	8,258.00	8,258.00	.00	.00	.00	.00

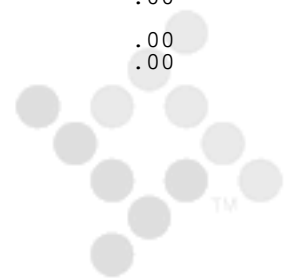


08/07/2013 16:04
mhernandez

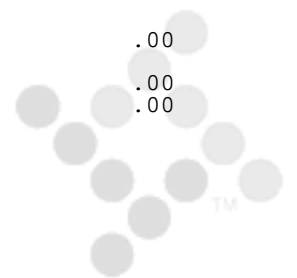
CITY OF MONROVIA - LIVE
PROJECTION 1315 / BUDGET ENTRY FUTURE YRS REPORT

PG 49
bgnyrpts

ORG	OBJECT PROJ	DESC	2014	2015	2016	2017	2018	2019
	TOTAL TRAFFIC SAFETY		8,258.00	8,258.00	.00	.00	.00	.00
	TOTAL TRAFFIC SAFETY		8,258.00	8,258.00	.00	.00	.00	.00
333	TRAFFIC SAFETY							
23133321	TRAFFIC SAFETY							
23133321	4102	FAC IS CHG	5,611.00	5,611.00	.00	.00	.00	.00
	TOTAL TRAFFIC SAFETY		5,611.00	5,611.00	.00	.00	.00	.00
	TOTAL TRAFFIC SAFETY		5,611.00	5,611.00	.00	.00	.00	.00
333	TRAFFIC SAFETY							
23133322	TRAFFIC SAFETY							
23133322	4228	TRFSR OUT	53,706.00	53,706.00	.00	.00	.00	.00
	TOTAL TRAFFIC SAFETY		53,706.00	53,706.00	.00	.00	.00	.00
	TOTAL TRAFFIC SAFETY		53,706.00	53,706.00	.00	.00	.00	.00
618	CROSSING GUARDS							
23161810	CROSSING GUARDS							
23161810	4004	PTSALARIES	34,843.00	34,843.00	.00	.00	.00	.00
	TOTAL CROSSING GUARDS		34,843.00	34,843.00	.00	.00	.00	.00
	TOTAL CROSSING GUARDS		34,843.00	34,843.00	.00	.00	.00	.00
618	CROSSING GUARDS							
23161810	CROSSING GUARDS							
23161810	4013	WRKCOMPINS	1,220.00	1,220.00	.00	.00	.00	.00
	TOTAL CROSSING GUARDS		1,220.00	1,220.00	.00	.00	.00	.00
	TOTAL CROSSING GUARDS		1,220.00	1,220.00	.00	.00	.00	.00
618	CROSSING GUARDS							
23161810	CROSSING GUARDS							
23161810	4014	UNEMPLYINS	157.00	157.00	.00	.00	.00	.00
	TOTAL CROSSING GUARDS		157.00	157.00	.00	.00	.00	.00
	TOTAL CROSSING GUARDS		157.00	157.00	.00	.00	.00	.00
618	CROSSING GUARDS							
23161810	CROSSING GUARDS							



ORG	OBJECT PROJ	DESC	2014	2015	2016	2017	2018	2019
	23161810 4015	SS MEDICRE	505.00	505.00	.00	.00	.00	.00
	TOTAL CROSSING GUARDS		505.00	505.00	.00	.00	.00	.00
	TOTAL CROSSING GUARDS		505.00	505.00	.00	.00	.00	.00
618	CROSSING GUARDS							
	<hr/>							
	23161810 4021	PT PERSEMP	1,307.00	1,307.00	.00	.00	.00	.00
	TOTAL CROSSING GUARDS		1,307.00	1,307.00	.00	.00	.00	.00
	TOTAL CROSSING GUARDS		1,307.00	1,307.00	.00	.00	.00	.00
618	CROSSING GUARDS							
	<hr/>							
	23161820 4025	CLTH&PRSEX	500.00	500.00	.00	.00	.00	.00
	TOTAL CROSSING GUARDS		500.00	500.00	.00	.00	.00	.00
	TOTAL CROSSING GUARDS		500.00	500.00	.00	.00	.00	.00
618	CROSSING GUARDS							
	<hr/>							
	23161820 4124	MAINTSUPP	500.00	500.00	.00	.00	.00	.00
	TOTAL CROSSING GUARDS		500.00	500.00	.00	.00	.00	.00
	TOTAL CROSSING GUARDS		500.00	500.00	.00	.00	.00	.00
618	CROSSING GUARDS							
	<hr/>							
	23161822 4228	TRSFR OUT	6,732.00	6,732.00	.00	.00	.00	.00
	TOTAL CROSSING GUARDS		6,732.00	6,732.00	.00	.00	.00	.00
	TOTAL CROSSING GUARDS		6,732.00	6,732.00	.00	.00	.00	.00
744	GAS TAX							
	<hr/>							
	23274422 4228	TRSFR OUT	1,165,440.00	1,018,297.00	.00	.00	.00	.00
	TOTAL GAS TAX TRANSFE		1,165,440.00	1,018,297.00	.00	.00	.00	.00
	TOTAL GAS TAX		1,165,440.00	1,018,297.00	.00	.00	.00	.00
776	BIKEWAY DEVELOP							



08/07/2013 16:04
mhernandez

CITY OF MONROVIA - LIVE
PROJECTION 1315 / BUDGET ENTRY FUTURE YRS REPORT

PG 51
bgnyrpts

ORG	OBJECT PROJ	DESC	2014	2015	2016	2017	2018	2019
23377620 BIKEWAY DEV MAI								
	23377620 4028	PROF FEES	16,973.00	15,911.00	.00	.00	.00	.00
	TOTAL BIKEWAY DEV MAI		16,973.00	15,911.00	.00	.00	.00	.00
	TOTAL BIKEWAY DEVELOP		16,973.00	15,911.00	.00	.00	.00	.00
431 HAZARDOUS MATER								
23543110 HAZARDOUS MATER								
	23543110 4000	FTSALARIES	37,525.00	37,525.00	.00	.00	.00	.00
	TOTAL HAZARDOUS MATER		37,525.00	37,525.00	.00	.00	.00	.00
	TOTAL HAZARDOUS MATER		37,525.00	37,525.00	.00	.00	.00	.00
431 HAZARDOUS MATER								
23543110 HAZARDOUS MATER								
	23543110 4013	WRKCOMPINS	1,290.00	1,290.00	.00	.00	.00	.00
	TOTAL HAZARDOUS MATER		1,290.00	1,290.00	.00	.00	.00	.00
	TOTAL HAZARDOUS MATER		1,290.00	1,290.00	.00	.00	.00	.00
431 HAZARDOUS MATER								
23543110 HAZARDOUS MATER								
	23543110 4014	UNEMPLYINS	169.00	169.00	.00	.00	.00	.00
	TOTAL HAZARDOUS MATER		169.00	169.00	.00	.00	.00	.00
	TOTAL HAZARDOUS MATER		169.00	169.00	.00	.00	.00	.00
431 HAZARDOUS MATER								
23543110 HAZARDOUS MATER								
	23543110 4015	SS MEDICRE	551.00	551.00	.00	.00	.00	.00
	TOTAL HAZARDOUS MATER		551.00	551.00	.00	.00	.00	.00
	TOTAL HAZARDOUS MATER		551.00	551.00	.00	.00	.00	.00
431 HAZARDOUS MATER								
23543110 HAZARDOUS MATER								
	23543110 4016	GRPINSUR	1,337.00	1,337.00	.00	.00	.00	.00
	TOTAL HAZARDOUS MATER		1,337.00	1,337.00	.00	.00	.00	.00
	TOTAL HAZARDOUS MATER		1,337.00	1,337.00	.00	.00	.00	.00

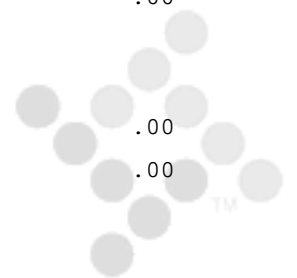


08/07/2013 16:04
mhernandez

CITY OF MONROVIA - LIVE
PROJECTION 1315 / BUDGET ENTRY FUTURE YRS REPORT

PG 52
bgnyrpts

ORG	OBJECT PROJ	DESC	2014	2015	2016	2017	2018	2019
431		HAZARDOUS MATER						
23543110		HAZARDOUS MATER						
	23543110 4017	LIFE INS	161.00	161.00	.00	.00	.00	.00
	TOTAL HAZARDOUS MATER		161.00	161.00	.00	.00	.00	.00
	TOTAL HAZARDOUS MATER		161.00	161.00	.00	.00	.00	.00
431		HAZARDOUS MATER						
23543110		HAZARDOUS MATER						
	23543110 4018	DEFCMP/EMP	300.00	300.00	.00	.00	.00	.00
	TOTAL HAZARDOUS MATER		300.00	300.00	.00	.00	.00	.00
	TOTAL HAZARDOUS MATER		300.00	300.00	.00	.00	.00	.00
431		HAZARDOUS MATER						
23543110		HAZARDOUS MATER						
	23543110 4019	L/T DISBLY	513.00	513.00	.00	.00	.00	.00
	TOTAL HAZARDOUS MATER		513.00	513.00	.00	.00	.00	.00
	TOTAL HAZARDOUS MATER		513.00	513.00	.00	.00	.00	.00
431		HAZARDOUS MATER						
23543110		HAZARDOUS MATER						
	23543110 4020	PERS-EMPLR	10,643.00	11,357.00	.00	.00	.00	.00
	TOTAL HAZARDOUS MATER		10,643.00	11,357.00	.00	.00	.00	.00
	TOTAL HAZARDOUS MATER		10,643.00	11,357.00	.00	.00	.00	.00
431		HAZARDOUS MATER						
23543110		HAZARDOUS MATER						
	23543110 4265	RETIREEMED	195.00	195.00	.00	.00	.00	.00
	TOTAL HAZARDOUS MATER		195.00	195.00	.00	.00	.00	.00
	TOTAL HAZARDOUS MATER		195.00	195.00	.00	.00	.00	.00
431		HAZARDOUS MATER						
23543120		HAZARDOUS MATER						
	23543120 4025	CLTH&PRSEX	680.00	700.00	.00	.00	.00	.00
	TOTAL HAZARDOUS MATER		680.00	700.00	.00	.00	.00	.00

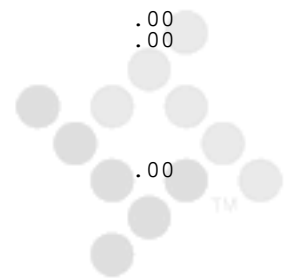


08/07/2013 16:04
mhernandez

CITY OF MONROVIA - LIVE
PROJECTION 1315 / BUDGET ENTRY FUTURE YRS REPORT

PG 53
bgnyrpts

ORG	OBJECT PROJ	DESC	2014	2015	2016	2017	2018	2019
	TOTAL HAZARDOUS MATER		680.00	700.00	.00	.00	.00	.00
431	HAZARDOUS MATER							
	23543120 HAZARDOUS MATER							
	23543120 4028	PROF FEES	9,875.00	10,200.00	.00	.00	.00	.00
	TOTAL HAZARDOUS MATER		9,875.00	10,200.00	.00	.00	.00	.00
	TOTAL HAZARDOUS MATER		9,875.00	10,200.00	.00	.00	.00	.00
431	HAZARDOUS MATER							
	23543120 HAZARDOUS MATER							
	23543120 4105	MEMB&DUES	1,150.00	1,155.00	.00	.00	.00	.00
	TOTAL HAZARDOUS MATER		1,150.00	1,155.00	.00	.00	.00	.00
	TOTAL HAZARDOUS MATER		1,150.00	1,155.00	.00	.00	.00	.00
431	HAZARDOUS MATER							
	23543120 HAZARDOUS MATER							
	23543120 4113	EQ I/S CHG	5,830.00	6,004.00	.00	.00	.00	.00
	TOTAL HAZARDOUS MATER		5,830.00	6,004.00	.00	.00	.00	.00
	TOTAL HAZARDOUS MATER		5,830.00	6,004.00	.00	.00	.00	.00
431	HAZARDOUS MATER							
	23543120 HAZARDOUS MATER							
	23543120 4114	VEHISCHGFR	5,108.00	5,108.00	.00	.00	.00	.00
	TOTAL HAZARDOUS MATER		5,108.00	5,108.00	.00	.00	.00	.00
	TOTAL HAZARDOUS MATER		5,108.00	5,108.00	.00	.00	.00	.00
431	HAZARDOUS MATER							
	23543120 HAZARDOUS MATER							
	23543120 4120	COMP MICE	705.00	725.00	.00	.00	.00	.00
	TOTAL HAZARDOUS MATER		705.00	725.00	.00	.00	.00	.00
	TOTAL HAZARDOUS MATER		705.00	725.00	.00	.00	.00	.00
431	HAZARDOUS MATER							
	23543120 HAZARDOUS MATER							
	23543120 4135	PRINTING	385.00	395.00	.00	.00	.00	.00

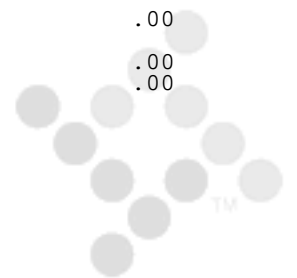


08/07/2013 16:04
mhernandez

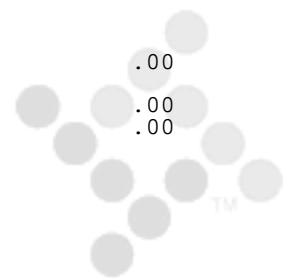
CITY OF MONROVIA - LIVE
PROJECTION 1315 / BUDGET ENTRY FUTURE YRS REPORT

PG 54
bgnyrpts

ORG	OBJECT PROJ	DESC	2014	2015	2016	2017	2018	2019
	TOTAL HAZARDOUS MATER		385.00	395.00	.00	.00	.00	.00
	TOTAL HAZARDOUS MATER		385.00	395.00	.00	.00	.00	.00
431	HAZARDOUS MATER							
23543120	HAZARDOUS MATER							
23543120 4137	TVLCNFRMTG		2,700.00	2,780.00	.00	.00	.00	.00
	TOTAL HAZARDOUS MATER		2,700.00	2,780.00	.00	.00	.00	.00
	TOTAL HAZARDOUS MATER		2,700.00	2,780.00	.00	.00	.00	.00
431	HAZARDOUS MATER							
23543121	HAZARDOUS MATER							
23543121 4078	SIR I/S CH		4,403.00	4,403.00	.00	.00	.00	.00
	TOTAL HAZARDOUS MATER		4,403.00	4,403.00	.00	.00	.00	.00
	TOTAL HAZARDOUS MATER		4,403.00	4,403.00	.00	.00	.00	.00
431	HAZARDOUS MATER							
23543122	HAZARDOUS MATER							
23543122 4228	TRFSR OUT		14,873.00	14,873.00	.00	.00	.00	.00
	TOTAL HAZARDOUS MATER		14,873.00	14,873.00	.00	.00	.00	.00
	TOTAL HAZARDOUS MATER		14,873.00	14,873.00	.00	.00	.00	.00
527	CDBG-REHABILIAT							
24352710	REHAB PRESV PRO							
24352710 4000	FTSALARIES		16,215.00	17,017.00	.00	.00	.00	.00
	TOTAL REHAB PRESV PRO		16,215.00	17,017.00	.00	.00	.00	.00
	TOTAL CDBG-REHABILIAT		16,215.00	17,017.00	.00	.00	.00	.00
527	CDBG-REHABILIAT							
24352710	REHAB PRESV PRO							
24352710 4013	WRKCOMPINS		562.00	590.00	.00	.00	.00	.00
	TOTAL REHAB PRESV PRO		562.00	590.00	.00	.00	.00	.00
	TOTAL CDBG-REHABILIAT		562.00	590.00	.00	.00	.00	.00
527	CDBG-REHABILIAT							
24352710	REHAB PRESV PRO							



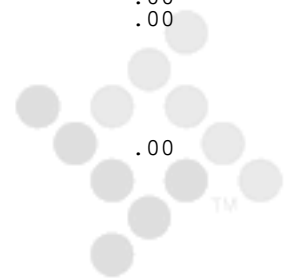
ORG	OBJECT PROJ	DESC	2014	2015	2016	2017	2018	2019
24352710	4014	UNEMPLYINS	73.00	77.00	.00	.00	.00	.00
	TOTAL REHAB PRESV PRO		73.00	77.00	.00	.00	.00	.00
	TOTAL CDBG-REHABILIAT		73.00	77.00	.00	.00	.00	.00
527	CDBG-REHABILIAT							
24352710	REHAB PRESV PRO							
24352710	4015	SS MEDICRE	235.00	247.00	.00	.00	.00	.00
	TOTAL REHAB PRESV PRO		235.00	247.00	.00	.00	.00	.00
	TOTAL CDBG-REHABILIAT		235.00	247.00	.00	.00	.00	.00
527	CDBG-REHABILIAT							
24352710	REHAB PRESV PRO							
24352710	4016	GRPINSUR	1,367.00	1,367.00	.00	.00	.00	.00
	TOTAL REHAB PRESV PRO		1,367.00	1,367.00	.00	.00	.00	.00
	TOTAL CDBG-REHABILIAT		1,367.00	1,367.00	.00	.00	.00	.00
527	CDBG-REHABILIAT							
24352710	REHAB PRESV PRO							
24352710	4019	L/T DISBLY	231.00	242.00	.00	.00	.00	.00
	TOTAL REHAB PRESV PRO		231.00	242.00	.00	.00	.00	.00
	TOTAL CDBG-REHABILIAT		231.00	242.00	.00	.00	.00	.00
527	CDBG-REHABILIAT							
24352710	REHAB PRESV PRO							
24352710	4020	PERS-EMPLR	4,362.00	4,893.00	.00	.00	.00	.00
	TOTAL REHAB PRESV PRO		4,362.00	4,893.00	.00	.00	.00	.00
	TOTAL CDBG-REHABILIAT		4,362.00	4,893.00	.00	.00	.00	.00
527	CDBG-REHABILIAT							
24352710	REHAB PRESV PRO							
24352710	4265	RETIREEMED	65.00	65.00	.00	.00	.00	.00
	TOTAL REHAB PRESV PRO		65.00	65.00	.00	.00	.00	.00
	TOTAL CDBG-REHABILIAT		65.00	65.00	.00	.00	.00	.00
527	CDBG-REHABILIAT							



ORG	OBJECT PROJ	DESC	2014	2015	2016	2017	2018	2019
<hr/>								
24352720	REHAB MAINT & O							
24352720 4067		LA WORKS	37,000.00	30,000.00	.00	.00	.00	.00
	TOTAL REHAB MAINT & O		37,000.00	30,000.00	.00	.00	.00	.00
	TOTAL CDBG-REHABILITAT		37,000.00	30,000.00	.00	.00	.00	.00
527	CDBG-REHABILITAT							
<hr/>								
24352720	REHAB MAINT & O							
24352720 4115		OFFCE SUPP	500.00	250.00	.00	.00	.00	.00
	TOTAL REHAB MAINT & O		500.00	250.00	.00	.00	.00	.00
	TOTAL CDBG-REHABILITAT		500.00	250.00	.00	.00	.00	.00
528	CDBG-CODE ENFOR							
<hr/>								
24352810	CODE ENFORCEMEN							
24352810 4000		FTSALARIES	127,568.00	130,301.00	.00	.00	.00	.00
	TOTAL CODE ENFORCEMEN		127,568.00	130,301.00	.00	.00	.00	.00
	TOTAL CDBG-CODE ENFOR		127,568.00	130,301.00	.00	.00	.00	.00
528	CDBG-CODE ENFOR							
<hr/>								
24352810	CODE ENFORCEMEN							
24352810 4004		PTSALARIES	39,356.00	39,356.00	.00	.00	.00	.00
	TOTAL CODE ENFORCEMEN		39,356.00	39,356.00	.00	.00	.00	.00
	TOTAL CDBG-CODE ENFOR		39,356.00	39,356.00	.00	.00	.00	.00
528	CDBG-CODE ENFOR							
<hr/>								
24352810	CODE ENFORCEMEN							
24352810 4013		WRKCOMPINS	5,827.00	5,923.00	.00	.00	.00	.00
	TOTAL CODE ENFORCEMEN		5,827.00	5,923.00	.00	.00	.00	.00
	TOTAL CDBG-CODE ENFOR		5,827.00	5,923.00	.00	.00	.00	.00
528	CDBG-CODE ENFOR							
<hr/>								
24352810	CODE ENFORCEMEN							
24352810 4014		UNEMPLYINS	751.00	763.00	.00	.00	.00	.00
	TOTAL CODE ENFORCEMEN		751.00	763.00	.00	.00	.00	.00
	TOTAL CDBG-CODE ENFOR		751.00	763.00	.00	.00	.00	.00



ORG	OBJECT PROJ	DESC	2014	2015	2016	2017	2018	2019
528	CDBG-CODE ENFOR							
24352810	CODE ENFORCEMEN							
24352810 4015		SS MEDICRE	1,714.00	1,745.00	.00	.00	.00	.00
	TOTAL CODE ENFORCEMEN		1,714.00	1,745.00	.00	.00	.00	.00
	TOTAL CDBG-CODE ENFOR		1,714.00	1,745.00	.00	.00	.00	.00
528	CDBG-CODE ENFOR							
24352810	CODE ENFORCEMEN							
24352810 4016		GRPINSUR	13,942.00	13,942.00	.00	.00	.00	.00
	TOTAL CODE ENFORCEMEN		13,942.00	13,942.00	.00	.00	.00	.00
	TOTAL CDBG-CODE ENFOR		13,942.00	13,942.00	.00	.00	.00	.00
528	CDBG-CODE ENFOR							
24352810	CODE ENFORCEMEN							
24352810 4019		L/T DISBLY	1,812.00	1,851.00	.00	.00	.00	.00
	TOTAL CODE ENFORCEMEN		1,812.00	1,851.00	.00	.00	.00	.00
	TOTAL CDBG-CODE ENFOR		1,812.00	1,851.00	.00	.00	.00	.00
528	CDBG-CODE ENFOR							
24352810	CODE ENFORCEMEN							
24352810 4020		PERS-EMPLR	45,008.00	48,873.00	.00	.00	.00	.00
	TOTAL CODE ENFORCEMEN		45,008.00	48,873.00	.00	.00	.00	.00
	TOTAL CDBG-CODE ENFOR		45,008.00	48,873.00	.00	.00	.00	.00
528	CDBG-CODE ENFOR							
24352810	CODE ENFORCEMEN							
24352810 4265		RETIREEMED	475.00	507.00	.00	.00	.00	.00
	TOTAL CODE ENFORCEMEN		475.00	507.00	.00	.00	.00	.00
	TOTAL CDBG-CODE ENFOR		475.00	507.00	.00	.00	.00	.00
528	CDBG-CODE ENFOR							
24352820	CODE ENFORCEMEN							
24352820 4028		PROF FEES	16,270.00	16,270.00	.00	.00	.00	.00

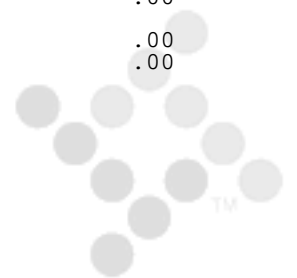


08/07/2013 16:04
mhernandez

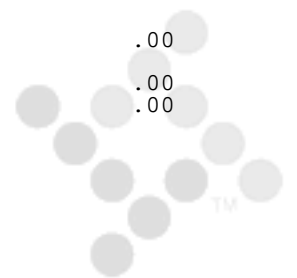
CITY OF MONROVIA - LIVE
PROJECTION 1315 / BUDGET ENTRY FUTURE YRS REPORT

PG 58
bgnyrpts

ORG	OBJECT PROJ	DESC	2014	2015	2016	2017	2018	2019
	TOTAL CODE ENFORCEMEN		16,270.00	16,270.00	.00	.00	.00	.00
	TOTAL CDBG-CODE ENFOR		16,270.00	16,270.00	.00	.00	.00	.00
528	CDBG-CODE ENFOR							
24352820	CODE ENFORCEMEN							
<u>24352820</u>	<u>4071</u>	EDU&TRAIN	2,500.00	2,500.00	.00	.00	.00	.00
	TOTAL CODE ENFORCEMEN		2,500.00	2,500.00	.00	.00	.00	.00
	TOTAL CDBG-CODE ENFOR		2,500.00	2,500.00	.00	.00	.00	.00
528	CDBG-CODE ENFOR							
24352820	CODE ENFORCEMEN							
<u>24352820</u>	<u>4092</u>	GAS & FUEL	3,600.00	3,600.00	.00	.00	.00	.00
	TOTAL CODE ENFORCEMEN		3,600.00	3,600.00	.00	.00	.00	.00
	TOTAL CDBG-CODE ENFOR		3,600.00	3,600.00	.00	.00	.00	.00
528	CDBG-CODE ENFOR							
24352820	CODE ENFORCEMEN							
<u>24352820</u>	<u>4097</u>	VEHCL MTCE	2,800.00	2,800.00	.00	.00	.00	.00
	TOTAL CODE ENFORCEMEN		2,800.00	2,800.00	.00	.00	.00	.00
	TOTAL CDBG-CODE ENFOR		2,800.00	2,800.00	.00	.00	.00	.00
528	CDBG-CODE ENFOR							
24352820	CODE ENFORCEMEN							
<u>24352820</u>	<u>4105</u>	MEMB&DUES	450.00	450.00	.00	.00	.00	.00
	TOTAL CODE ENFORCEMEN		450.00	450.00	.00	.00	.00	.00
	TOTAL CDBG-CODE ENFOR		450.00	450.00	.00	.00	.00	.00
528	CDBG-CODE ENFOR							
24352820	CODE ENFORCEMEN							
<u>24352820</u>	<u>4115</u>	OFFCE SUPP	5,000.00	4,500.00	.00	.00	.00	.00
	TOTAL CODE ENFORCEMEN		5,000.00	4,500.00	.00	.00	.00	.00
	TOTAL CDBG-CODE ENFOR		5,000.00	4,500.00	.00	.00	.00	.00
528	CDBG-CODE ENFOR							
24352820	CODE ENFORCEMEN							



ORG	OBJECT PROJ	DESC	2014	2015	2016	2017	2018	2019
	24352820 4120	COMP MICE	4,500.00	4,500.00	.00	.00	.00	.00
	TOTAL CODE ENFORCEMEN		4,500.00	4,500.00	.00	.00	.00	.00
	TOTAL CDBG-CODE ENFOR		4,500.00	4,500.00	.00	.00	.00	.00
528	CDBG-CODE ENFOR							
24352820	CODE ENFORCEMEN							
	24352820 4132	POSTAGE	3,000.00	3,000.00	.00	.00	.00	.00
	TOTAL CODE ENFORCEMEN		3,000.00	3,000.00	.00	.00	.00	.00
	TOTAL CDBG-CODE ENFOR		3,000.00	3,000.00	.00	.00	.00	.00
528	CDBG-CODE ENFOR							
24352820	CODE ENFORCEMEN							
	24352820 4135	PRINTING	1,500.00	1,500.00	.00	.00	.00	.00
	TOTAL CODE ENFORCEMEN		1,500.00	1,500.00	.00	.00	.00	.00
	TOTAL CDBG-CODE ENFOR		1,500.00	1,500.00	.00	.00	.00	.00
528	CDBG-CODE ENFOR							
24352820	CODE ENFORCEMEN							
	24352820 4137	TVLCNFRMTG	4,500.00	4,500.00	.00	.00	.00	.00
	TOTAL CODE ENFORCEMEN		4,500.00	4,500.00	.00	.00	.00	.00
	TOTAL CDBG-CODE ENFOR		4,500.00	4,500.00	.00	.00	.00	.00
528	CDBG-CODE ENFOR							
24352820	CODE ENFORCEMEN							
	24352820 4160	MISC EXP	250.00	250.00	.00	.00	.00	.00
	TOTAL CODE ENFORCEMEN		250.00	250.00	.00	.00	.00	.00
	TOTAL CDBG-CODE ENFOR		250.00	250.00	.00	.00	.00	.00
626	CDBG-NEIGHBORHO							
24362610	COMM SVC-NRP PR							
	24362610 4004	PTSALARIES	31,000.00	31,000.00	.00	.00	.00	.00
	TOTAL COMM SVC-NRP PR		31,000.00	31,000.00	.00	.00	.00	.00
	TOTAL CDBG-NEIGHBORHO		31,000.00	31,000.00	.00	.00	.00	.00
626	CDBG-NEIGHBORHO							



08/07/2013 16:04
mhernandez

CITY OF MONROVIA - LIVE
PROJECTION 1315 / BUDGET ENTRY FUTURE YRS REPORT

PG 60
bgnyrpts

ORG	OBJECT PROJ	DESC	2014	2015	2016	2017	2018	2019
24362610 COMM SVC-NRP PR								
	24362610 4013	WRKCOMPINS	1,085.00	1,085.00	.00	.00	.00	.00
	TOTAL COMM SVC-NRP PR		1,085.00	1,085.00	.00	.00	.00	.00
	TOTAL CDBG-NEIGHBORHO		1,085.00	1,085.00	.00	.00	.00	.00
626	CDBG-NEIGHBORHO							
24362610 COMM SVC-NRP PR								
	24362610 4014	UNEMPLYINS	140.00	140.00	.00	.00	.00	.00
	TOTAL COMM SVC-NRP PR		140.00	140.00	.00	.00	.00	.00
	TOTAL CDBG-NEIGHBORHO		140.00	140.00	.00	.00	.00	.00
626	CDBG-NEIGHBORHO							
24362610 COMM SVC-NRP PR								
	24362610 4015	SS MEDICRE	450.00	450.00	.00	.00	.00	.00
	TOTAL COMM SVC-NRP PR		450.00	450.00	.00	.00	.00	.00
	TOTAL CDBG-NEIGHBORHO		450.00	450.00	.00	.00	.00	.00
626	CDBG-NEIGHBORHO							
24362610 COMM SVC-NRP PR								
	24362610 4021	PT PERSEMP	1,163.00	1,163.00	.00	.00	.00	.00
	TOTAL COMM SVC-NRP PR		1,163.00	1,163.00	.00	.00	.00	.00
	TOTAL CDBG-NEIGHBORHO		1,163.00	1,163.00	.00	.00	.00	.00
626	CDBG-NEIGHBORHO							
24362620 COM SVC-NRP PRG								
	24362620 4028	PROF FEES	2,000.00	2,000.00	.00	.00	.00	.00
	TOTAL COM SVC-NRP PRG		2,000.00	2,000.00	.00	.00	.00	.00
	TOTAL CDBG-NEIGHBORHO		2,000.00	2,000.00	.00	.00	.00	.00
626	CDBG-NEIGHBORHO							
24362620 COM SVC-NRP PRG								
	24362620 4124	MAINTSUPP	5,700.00	5,700.00	.00	.00	.00	.00
	TOTAL COM SVC-NRP PRG		5,700.00	5,700.00	.00	.00	.00	.00
	TOTAL CDBG-NEIGHBORHO		5,700.00	5,700.00	.00	.00	.00	.00

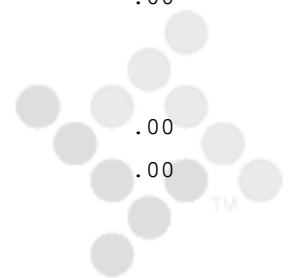


08/07/2013 16:04
mhernandez

CITY OF MONROVIA - LIVE
PROJECTION 1315 / BUDGET ENTRY FUTURE YRS REPORT

PG 61
bgnyrpts

ORG	OBJECT PROJ	DESC	2014	2015	2016	2017	2018	2019
341	ASSET FORFEITUR							
24534110	ASSET FORFEITUR							
24534110	4000	FTSALARIES	96,398.00	96,398.00	.00	.00	.00	.00
	TOTAL ASSET FORFEITUR		96,398.00	96,398.00	.00	.00	.00	.00
	TOTAL ASSET FORFEITUR		96,398.00	96,398.00	.00	.00	.00	.00
341	ASSET FORFEITUR							
24534110	ASSET FORFEITUR							
24534110	4013	WRKCOMPINS	11,086.00	11,086.00	.00	.00	.00	.00
	TOTAL ASSET FORFEITUR		11,086.00	11,086.00	.00	.00	.00	.00
	TOTAL ASSET FORFEITUR		11,086.00	11,086.00	.00	.00	.00	.00
341	ASSET FORFEITUR							
24534110	ASSET FORFEITUR							
24534110	4014	UNEMPLYINS	434.00	434.00	.00	.00	.00	.00
	TOTAL ASSET FORFEITUR		434.00	434.00	.00	.00	.00	.00
	TOTAL ASSET FORFEITUR		434.00	434.00	.00	.00	.00	.00
341	ASSET FORFEITUR							
24534110	ASSET FORFEITUR							
24534110	4015	SS MEDICRE	1,398.00	1,398.00	.00	.00	.00	.00
	TOTAL ASSET FORFEITUR		1,398.00	1,398.00	.00	.00	.00	.00
	TOTAL ASSET FORFEITUR		1,398.00	1,398.00	.00	.00	.00	.00
341	ASSET FORFEITUR							
24534110	ASSET FORFEITUR							
24534110	4016	GRPINSUR	15,619.00	15,619.00	.00	.00	.00	.00
	TOTAL ASSET FORFEITUR		15,619.00	15,619.00	.00	.00	.00	.00
	TOTAL ASSET FORFEITUR		15,619.00	15,619.00	.00	.00	.00	.00
341	ASSET FORFEITUR							
24534110	ASSET FORFEITUR							
24534110	4020	PERS-EMPLR	28,985.00	30,751.00	.00	.00	.00	.00
	TOTAL ASSET FORFEITUR		28,985.00	30,751.00	.00	.00	.00	.00

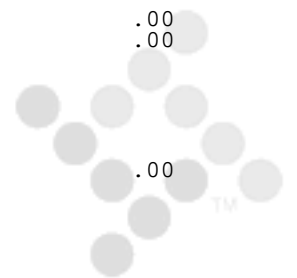


08/07/2013 16:04
mhernandez

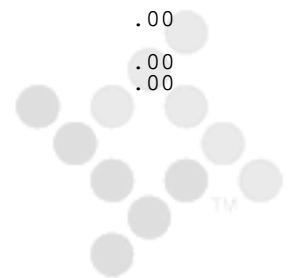
CITY OF MONROVIA - LIVE
PROJECTION 1315 / BUDGET ENTRY FUTURE YRS REPORT

PG 62
bgnyrpts

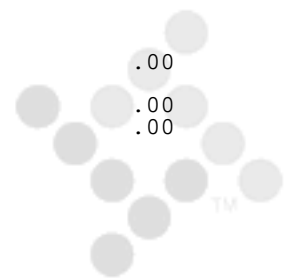
ORG	OBJECT PROJ DESC	2014	2015	2016	2017	2018	2019
	TOTAL ASSET FORFEITUR	28,985.00	30,751.00	.00	.00	.00	.00
341	ASSET FORFEITUR						
	24534120 ASSET FORFEITUR						
	24534120 4025 CLTH&PRSEX	540.00	540.00	.00	.00	.00	.00
	TOTAL ASSET FORFEITUR	540.00	540.00	.00	.00	.00	.00
	TOTAL ASSET FORFEITUR	540.00	540.00	.00	.00	.00	.00
341	ASSET FORFEITUR						
	24534120 ASSET FORFEITUR						
	24534120 4096 SHPEQMAINT	1,500.00	1,500.00	.00	.00	.00	.00
	TOTAL ASSET FORFEITUR	1,500.00	1,500.00	.00	.00	.00	.00
	TOTAL ASSET FORFEITUR	1,500.00	1,500.00	.00	.00	.00	.00
341	ASSET FORFEITUR						
	24534120 ASSET FORFEITUR						
	24534120 4111 VHISCHEQPL	18,603.00	18,603.00	.00	.00	.00	.00
	TOTAL ASSET FORFEITUR	18,603.00	18,603.00	.00	.00	.00	.00
	TOTAL ASSET FORFEITUR	18,603.00	18,603.00	.00	.00	.00	.00
341	ASSET FORFEITUR						
	24534121 ASSET FORFEITUR						
	24534121 4078 SIR I/S CH	11,311.00	11,311.00	.00	.00	.00	.00
	TOTAL ASSET FORFEITUR	11,311.00	11,311.00	.00	.00	.00	.00
	TOTAL ASSET FORFEITUR	11,311.00	11,311.00	.00	.00	.00	.00
735	STREET LIGHTING						
	26173510 STREET LIGHTING						
	26173510 4000 FTSALARIES	56,649.00	57,165.00	.00	.00	.00	.00
	TOTAL STREET LIGHTING	56,649.00	57,165.00	.00	.00	.00	.00
	TOTAL STREET LIGHTING	56,649.00	57,165.00	.00	.00	.00	.00
735	STREET LIGHTING						
	26173510 STREET LIGHTING						
	26173510 4013 WRKCOMPINS	4,249.00	4,287.00	.00	.00	.00	.00



ORG	OBJECT PROJ	DESC	2014	2015	2016	2017	2018	2019
	TOTAL STREET LIGHTING		4,249.00	4,287.00	.00	.00	.00	.00
	TOTAL STREET LIGHTING		4,249.00	4,287.00	.00	.00	.00	.00
735	STREET LIGHTING							
26173510	STREET LIGHTING							
	26173510 4014	UNEMPLYINS	255.00	257.00	.00	.00	.00	.00
	TOTAL STREET LIGHTING		255.00	257.00	.00	.00	.00	.00
	TOTAL STREET LIGHTING		255.00	257.00	.00	.00	.00	.00
735	STREET LIGHTING							
26173510	STREET LIGHTING							
	26173510 4015	SS MEDICRE	821.00	829.00	.00	.00	.00	.00
	TOTAL STREET LIGHTING		821.00	829.00	.00	.00	.00	.00
	TOTAL STREET LIGHTING		821.00	829.00	.00	.00	.00	.00
735	STREET LIGHTING							
26173510	STREET LIGHTING							
	26173510 4016	GRPINSUR	4,921.00	4,921.00	.00	.00	.00	.00
	TOTAL STREET LIGHTING		4,921.00	4,921.00	.00	.00	.00	.00
	TOTAL STREET LIGHTING		4,921.00	4,921.00	.00	.00	.00	.00
735	STREET LIGHTING							
26173510	STREET LIGHTING							
	26173510 4019	L/T DISBLY	817.00	824.00	.00	.00	.00	.00
	TOTAL STREET LIGHTING		817.00	824.00	.00	.00	.00	.00
	TOTAL STREET LIGHTING		817.00	824.00	.00	.00	.00	.00
735	STREET LIGHTING							
26173510	STREET LIGHTING							
	26173510 4020	PERS-EMPLR	15,400.00	16,602.00	.00	.00	.00	.00
	TOTAL STREET LIGHTING		15,400.00	16,602.00	.00	.00	.00	.00
	TOTAL STREET LIGHTING		15,400.00	16,602.00	.00	.00	.00	.00
735	STREET LIGHTING							
26173510	STREET LIGHTING							



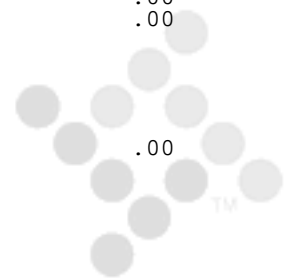
ORG	OBJECT PROJ	DESC	2014	2015	2016	2017	2018	2019
26173510	4265	RETIREEMED	143.00	234.00	.00	.00	.00	.00
	TOTAL STREET LIGHTING		143.00	234.00	.00	.00	.00	.00
	TOTAL STREET LIGHTING		143.00	234.00	.00	.00	.00	.00
735	STREET LIGHTING							
26173520	STREET LIGHTING							
26173520	4025	CLTH&PRSEX	250.00	250.00	.00	.00	.00	.00
	TOTAL STREET LIGHTING		250.00	250.00	.00	.00	.00	.00
	TOTAL STREET LIGHTING		250.00	250.00	.00	.00	.00	.00
735	STREET LIGHTING							
26173520	STREET LIGHTING							
26173520	4028	PROF FEES	2,000.00	2,000.00	.00	.00	.00	.00
	TOTAL STREET LIGHTING		2,000.00	2,000.00	.00	.00	.00	.00
	TOTAL STREET LIGHTING		2,000.00	2,000.00	.00	.00	.00	.00
735	STREET LIGHTING							
26173520	STREET LIGHTING							
26173520	4031	TFCSGNLRPR	40,000.00	40,000.00	.00	.00	.00	.00
	TOTAL STREET LIGHTING		40,000.00	40,000.00	.00	.00	.00	.00
	TOTAL STREET LIGHTING		40,000.00	40,000.00	.00	.00	.00	.00
735	STREET LIGHTING							
26173520	STREET LIGHTING							
26173520	4036	TRFCSIGMC	6,500.00	6,500.00	.00	.00	.00	.00
	TOTAL STREET LIGHTING		6,500.00	6,500.00	.00	.00	.00	.00
	TOTAL STREET LIGHTING		6,500.00	6,500.00	.00	.00	.00	.00
735	STREET LIGHTING							
26173520	STREET LIGHTING							
26173520	4044	ELECSTLIGH	210,000.00	210,000.00	.00	.00	.00	.00
	TOTAL STREET LIGHTING		210,000.00	210,000.00	.00	.00	.00	.00
	TOTAL STREET LIGHTING		210,000.00	210,000.00	.00	.00	.00	.00
735	STREET LIGHTING							



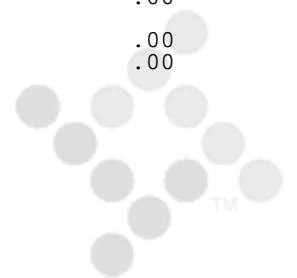
ORG	OBJECT PROJ	DESC	2014	2015	2016	2017	2018	2019
26173520 STREET LIGHTING								
	26173520 4045	STLIGHTRPR	10,000.00	10,000.00	.00	.00	.00	.00
	TOTAL STREET LIGHTING		10,000.00	10,000.00	.00	.00	.00	.00
	TOTAL STREET LIGHTING		10,000.00	10,000.00	.00	.00	.00	.00
735 STREET LIGHTING								
26173520 STREET LIGHTING								
	26173520 4071	EDU&TRAIN	2,500.00	2,500.00	.00	.00	.00	.00
	TOTAL STREET LIGHTING		2,500.00	2,500.00	.00	.00	.00	.00
	TOTAL STREET LIGHTING		2,500.00	2,500.00	.00	.00	.00	.00
735 STREET LIGHTING								
26173520 STREET LIGHTING								
	26173520 4092	GAS & FUEL	4,000.00	4,000.00	.00	.00	.00	.00
	TOTAL STREET LIGHTING		4,000.00	4,000.00	.00	.00	.00	.00
	TOTAL STREET LIGHTING		4,000.00	4,000.00	.00	.00	.00	.00
735 STREET LIGHTING								
26173520 STREET LIGHTING								
	26173520 4096	SHPEQMAINT	1,100.00	1,100.00	.00	.00	.00	.00
	TOTAL STREET LIGHTING		1,100.00	1,100.00	.00	.00	.00	.00
	TOTAL STREET LIGHTING		1,100.00	1,100.00	.00	.00	.00	.00
735 STREET LIGHTING								
26173520 STREET LIGHTING								
	26173520 4097	VEHCL MTCE	8,100.00	8,100.00	.00	.00	.00	.00
	TOTAL STREET LIGHTING		8,100.00	8,100.00	.00	.00	.00	.00
	TOTAL STREET LIGHTING		8,100.00	8,100.00	.00	.00	.00	.00
735 STREET LIGHTING								
26173520 STREET LIGHTING								
	26173520 4110	EQUIP RNTL	1,000.00	1,000.00	.00	.00	.00	.00
	TOTAL STREET LIGHTING		1,000.00	1,000.00	.00	.00	.00	.00
	TOTAL STREET LIGHTING		1,000.00	1,000.00	.00	.00	.00	.00



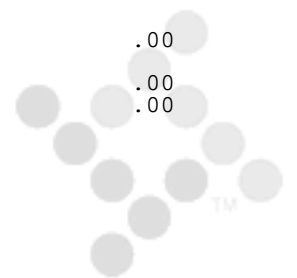
ORG	OBJECT PROJ	DESC	2014	2015	2016	2017	2018	2019
735		STREET LIGHTING						
26173520		STREET LIGHTING						
26173520 4115		OFFCE SUPP	250.00	250.00	.00	.00	.00	.00
		TOTAL STREET LIGHTING	250.00	250.00	.00	.00	.00	.00
		TOTAL STREET LIGHTING	250.00	250.00	.00	.00	.00	.00
735		STREET LIGHTING						
26173520		STREET LIGHTING						
26173520 4124		MAINTSUPP	50,000.00	50,000.00	.00	.00	.00	.00
		TOTAL STREET LIGHTING	50,000.00	50,000.00	.00	.00	.00	.00
		TOTAL STREET LIGHTING	50,000.00	50,000.00	.00	.00	.00	.00
735		STREET LIGHTING						
26173520		STREET LIGHTING						
26173520 4132		POSTAGE	50.00	50.00	.00	.00	.00	.00
		TOTAL STREET LIGHTING	50.00	50.00	.00	.00	.00	.00
		TOTAL STREET LIGHTING	50.00	50.00	.00	.00	.00	.00
735		STREET LIGHTING						
26173520		STREET LIGHTING						
26173520 4133		TRFCSGLMTC	20,000.00	20,000.00	.00	.00	.00	.00
		TOTAL STREET LIGHTING	20,000.00	20,000.00	.00	.00	.00	.00
		TOTAL STREET LIGHTING	20,000.00	20,000.00	.00	.00	.00	.00
735		STREET LIGHTING						
26173520		STREET LIGHTING						
26173520 4146		ELECTRICTY	34,000.00	34,000.00	.00	.00	.00	.00
		TOTAL STREET LIGHTING	34,000.00	34,000.00	.00	.00	.00	.00
		TOTAL STREET LIGHTING	34,000.00	34,000.00	.00	.00	.00	.00
735		STREET LIGHTING						
26173520		STREET LIGHTING						
26173520 4193		INTRST EXP	400.00	400.00	.00	.00	.00	.00



ORG	OBJECT PROJ	DESC	2014	2015	2016	2017	2018	2019
	TOTAL STREET LIGHTING		400.00	400.00	.00	.00	.00	.00
	TOTAL STREET LIGHTING		400.00	400.00	.00	.00	.00	.00
735	STREET LIGHTING							
26173521	STREET LIGHTING							
	26173521 4078	SIR I/S CH	7,482.00	7,482.00	.00	.00	.00	.00
	TOTAL STREET LIGHTING		7,482.00	7,482.00	.00	.00	.00	.00
	TOTAL STREET LIGHTING		7,482.00	7,482.00	.00	.00	.00	.00
735	STREET LIGHTING							
26173521	STREET LIGHTING							
	26173521 4111	VHISCHEQPL	5,000.00	5,000.00	.00	.00	.00	.00
	TOTAL STREET LIGHTING		5,000.00	5,000.00	.00	.00	.00	.00
	TOTAL STREET LIGHTING		5,000.00	5,000.00	.00	.00	.00	.00
735	STREET LIGHTING							
26173522	STREET LIGHTING							
	26173522 4228	TRSFRT OUT	122,216.00	122,216.00	.00	.00	.00	.00
	TOTAL STREET LIGHTING		122,216.00	122,216.00	.00	.00	.00	.00
	TOTAL STREET LIGHTING		122,216.00	122,216.00	.00	.00	.00	.00
773	STREET TREE & P							
26177310	STREET TREE&PRK							
	26177310 4000	FTSALARIES	100,556.00	101,363.00	.00	.00	.00	.00
	TOTAL STREET TREE&PRK		100,556.00	101,363.00	.00	.00	.00	.00
	TOTAL STREET TREE & P		100,556.00	101,363.00	.00	.00	.00	.00
773	STREET TREE & P							
26177310	STREET TREE&PRK							
	26177310 4004	PTSALARIES	12,668.00	12,668.00	.00	.00	.00	.00
	TOTAL STREET TREE&PRK		12,668.00	12,668.00	.00	.00	.00	.00
	TOTAL STREET TREE & P		12,668.00	12,668.00	.00	.00	.00	.00
773	STREET TREE & P							
26177310	STREET TREE&PRK							



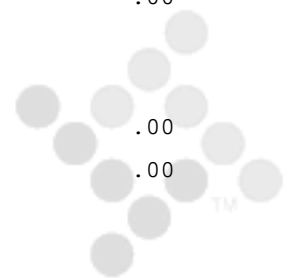
ORG	OBJECT PROJ	DESC	2014	2015	2016	2017	2018	2019
	26177310 4013	WRKCOMPINS	7,970.00	8,003.00	.00	.00	.00	.00
		TOTAL STREET TREE&PRK	7,970.00	8,003.00	.00	.00	.00	.00
		TOTAL STREET TREE & P	7,970.00	8,003.00	.00	.00	.00	.00
773		STREET TREE & P						
26177310		STREET TREE&PRK						
	26177310 4014	UNEMPLYINS	510.00	513.00	.00	.00	.00	.00
		TOTAL STREET TREE&PRK	510.00	513.00	.00	.00	.00	.00
		TOTAL STREET TREE & P	510.00	513.00	.00	.00	.00	.00
773		STREET TREE & P						
26177310		STREET TREE&PRK						
	26177310 4015	SS MEDICRE	1,642.00	1,653.00	.00	.00	.00	.00
		TOTAL STREET TREE&PRK	1,642.00	1,653.00	.00	.00	.00	.00
		TOTAL STREET TREE & P	1,642.00	1,653.00	.00	.00	.00	.00
773		STREET TREE & P						
26177310		STREET TREE&PRK						
	26177310 4016	GRPINSUR	9,568.00	9,568.00	.00	.00	.00	.00
		TOTAL STREET TREE&PRK	9,568.00	9,568.00	.00	.00	.00	.00
		TOTAL STREET TREE & P	9,568.00	9,568.00	.00	.00	.00	.00
773		STREET TREE & P						
26177310		STREET TREE&PRK						
	26177310 4019	L/T DISBLY	1,440.00	1,452.00	.00	.00	.00	.00
		TOTAL STREET TREE&PRK	1,440.00	1,452.00	.00	.00	.00	.00
		TOTAL STREET TREE & P	1,440.00	1,452.00	.00	.00	.00	.00
773		STREET TREE & P						
26177310		STREET TREE&PRK						
	26177310 4020	PERS-EMPLR	27,182.00	29,274.00	.00	.00	.00	.00
		TOTAL STREET TREE&PRK	27,182.00	29,274.00	.00	.00	.00	.00
		TOTAL STREET TREE & P	27,182.00	29,274.00	.00	.00	.00	.00
773		STREET TREE & P						



ORG	OBJECT PROJ	DESC	2014	2015	2016	2017	2018	2019
26177310 STREET TREE&PRK								
	26177310 4021	PT PERSEMP	475.00	475.00	.00	.00	.00	.00
	TOTAL STREET TREE&PRK		475.00	475.00	.00	.00	.00	.00
	TOTAL STREET TREE & P		475.00	475.00	.00	.00	.00	.00
773	STREET TREE & P							
26177310 STREET TREE&PRK								
	26177310 4265	RETIREEMED	345.00	390.00	.00	.00	.00	.00
	TOTAL STREET TREE&PRK		345.00	390.00	.00	.00	.00	.00
	TOTAL STREET TREE & P		345.00	390.00	.00	.00	.00	.00
773	STREET TREE & P							
26177320 STREET TREE&PRK								
	26177320 4028	PROF FEES	120,000.00	122,000.00	.00	.00	.00	.00
	TOTAL STREET TREE&PRK		120,000.00	122,000.00	.00	.00	.00	.00
	TOTAL STREET TREE & P		120,000.00	122,000.00	.00	.00	.00	.00
773	STREET TREE & P							
26177320 STREET TREE&PRK								
	26177320 4044	ELECSTLIGH	168,000.00	168,000.00	.00	.00	.00	.00
	TOTAL STREET TREE&PRK		168,000.00	168,000.00	.00	.00	.00	.00
	TOTAL STREET TREE & P		168,000.00	168,000.00	.00	.00	.00	.00
773	STREET TREE & P							
26177320 STREET TREE&PRK								
	26177320 4105	MEMB&DUES	30.00	30.00	.00	.00	.00	.00
	TOTAL STREET TREE&PRK		30.00	30.00	.00	.00	.00	.00
	TOTAL STREET TREE & P		30.00	30.00	.00	.00	.00	.00
773	STREET TREE & P							
26177320 STREET TREE&PRK								
	26177320 4115	OFFCE SUPP	150.00	150.00	.00	.00	.00	.00
	TOTAL STREET TREE&PRK		150.00	150.00	.00	.00	.00	.00
	TOTAL STREET TREE & P		150.00	150.00	.00	.00	.00	.00



ORG	OBJECT PROJ	DESC	2014	2015	2016	2017	2018	2019
773	STREET TREE & P							
26177320	STREET TREE&PRK							
26177320	4124	MAINTSUPP	2,575.00	2,575.00	.00	.00	.00	.00
	TOTAL STREET TREE&PRK		2,575.00	2,575.00	.00	.00	.00	.00
	TOTAL STREET TREE & P		2,575.00	2,575.00	.00	.00	.00	.00
773	STREET TREE & P							
26177320	STREET TREE&PRK							
26177320	4156	WATR&TRASH	24,000.00	24,000.00	.00	.00	.00	.00
	TOTAL STREET TREE&PRK		24,000.00	24,000.00	.00	.00	.00	.00
	TOTAL STREET TREE & P		24,000.00	24,000.00	.00	.00	.00	.00
773	STREET TREE & P							
26177321	STREET TREE&PRK							
26177321	4078	SIR I/S CH	13,281.00	13,281.00	.00	.00	.00	.00
	TOTAL STREET TREE&PRK		13,281.00	13,281.00	.00	.00	.00	.00
	TOTAL STREET TREE & P		13,281.00	13,281.00	.00	.00	.00	.00
773	STREET TREE & P							
26177321	STREET TREE&PRK							
26177321	4102	FAC IS CHG	15,617.00	15,617.00	.00	.00	.00	.00
	TOTAL STREET TREE&PRK		15,617.00	15,617.00	.00	.00	.00	.00
	TOTAL STREET TREE & P		15,617.00	15,617.00	.00	.00	.00	.00
773	STREET TREE & P							
26177322	STREET TREE&PK							
26177322	4228	TRSFRT OUT	59,827.00	59,827.00	.00	.00	.00	.00
	TOTAL STREET TREE&PK		59,827.00	59,827.00	.00	.00	.00	.00
	TOTAL STREET TREE & P		59,827.00	59,827.00	.00	.00	.00	.00
774	MEDIAN & PARKWA							
26177410	MEDIAN & PRKWY							
26177410	4000	FTSALARIES	3,828.00	3,828.00	.00	.00	.00	.00
	TOTAL MEDIAN & PRKWY		3,828.00	3,828.00	.00	.00	.00	.00

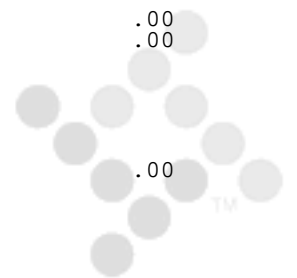


08/07/2013 16:04
mhernandez

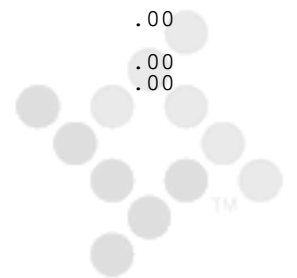
CITY OF MONROVIA - LIVE
PROJECTION 1315 / BUDGET ENTRY FUTURE YRS REPORT

PG 71
bgnyrpts

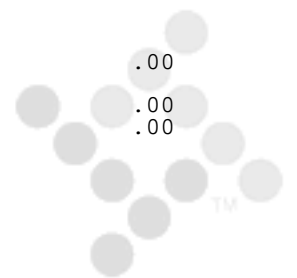
ORG	OBJECT PROJ DESC	2014	2015	2016	2017	2018	2019
	TOTAL MEDIAN & PARKWA	3,828.00	3,828.00	.00	.00	.00	.00
774	MEDIAN & PARKWA						
26177410	MEDIAN & PRKWA						
26177410 4013	WRKCOMPINS	287.00	287.00	.00	.00	.00	.00
	TOTAL MEDIAN & PRKWA	287.00	287.00	.00	.00	.00	.00
	TOTAL MEDIAN & PARKWA	287.00	287.00	.00	.00	.00	.00
774	MEDIAN & PARKWA						
26177410	MEDIAN & PRKWA						
26177410 4014	UNEMPLYINS	17.00	17.00	.00	.00	.00	.00
	TOTAL MEDIAN & PRKWA	17.00	17.00	.00	.00	.00	.00
	TOTAL MEDIAN & PARKWA	17.00	17.00	.00	.00	.00	.00
774	MEDIAN & PARKWA						
26177410	MEDIAN & PRKWA						
26177410 4015	SS MEDICRE	56.00	56.00	.00	.00	.00	.00
	TOTAL MEDIAN & PRKWA	56.00	56.00	.00	.00	.00	.00
	TOTAL MEDIAN & PARKWA	56.00	56.00	.00	.00	.00	.00
774	MEDIAN & PARKWA						
26177410	MEDIAN & PRKWA						
26177410 4016	GRPINSUR	273.00	273.00	.00	.00	.00	.00
	TOTAL MEDIAN & PRKWA	273.00	273.00	.00	.00	.00	.00
	TOTAL MEDIAN & PARKWA	273.00	273.00	.00	.00	.00	.00
774	MEDIAN & PARKWA						
26177410	MEDIAN & PRKWA						
26177410 4019	L/T DISBLY	54.00	54.00	.00	.00	.00	.00
	TOTAL MEDIAN & PRKWA	54.00	54.00	.00	.00	.00	.00
	TOTAL MEDIAN & PARKWA	54.00	54.00	.00	.00	.00	.00
774	MEDIAN & PARKWA						
26177410	MEDIAN & PRKWA						
26177410 4020	PERS-EMPLR	1,021.00	1,091.00	.00	.00	.00	.00



ORG	OBJECT PROJ DESC	2014	2015	2016	2017	2018	2019
	TOTAL MEDIAN & PRKWY	1,021.00	1,091.00	.00	.00	.00	.00
	TOTAL MEDIAN & PARKWA	1,021.00	1,091.00	.00	.00	.00	.00
774	MEDIAN & PARKWA						
26177410	MEDIAN & PRKWY						
26177410 4265	RETIREEMED	16.00	16.00	.00	.00	.00	.00
	TOTAL MEDIAN & PRKWY	16.00	16.00	.00	.00	.00	.00
	TOTAL MEDIAN & PARKWA	16.00	16.00	.00	.00	.00	.00
774	MEDIAN & PARKWA						
26177420	MEDIAN & PRKWY						
26177420 4028	PROF FEES	4,850.00	4,850.00	.00	.00	.00	.00
	TOTAL MEDIAN & PRKWY	4,850.00	4,850.00	.00	.00	.00	.00
	TOTAL MEDIAN & PARKWA	4,850.00	4,850.00	.00	.00	.00	.00
774	MEDIAN & PARKWA						
26177420	MEDIAN & PRKWY						
26177420 4044	ELECSTLIGH	42,000.00	42,000.00	.00	.00	.00	.00
	TOTAL MEDIAN & PRKWY	42,000.00	42,000.00	.00	.00	.00	.00
	TOTAL MEDIAN & PARKWA	42,000.00	42,000.00	.00	.00	.00	.00
774	MEDIAN & PARKWA						
26177420	MEDIAN & PRKWY						
26177420 4146	ELECTRICTY	12,000.00	12,000.00	.00	.00	.00	.00
	TOTAL MEDIAN & PRKWY	12,000.00	12,000.00	.00	.00	.00	.00
	TOTAL MEDIAN & PARKWA	12,000.00	12,000.00	.00	.00	.00	.00
774	MEDIAN & PARKWA						
26177420	MEDIAN & PRKWY						
26177420 4156	WATR&TRASH	24,000.00	24,000.00	.00	.00	.00	.00
	TOTAL MEDIAN & PRKWY	24,000.00	24,000.00	.00	.00	.00	.00
	TOTAL MEDIAN & PARKWA	24,000.00	24,000.00	.00	.00	.00	.00
774	MEDIAN & PARKWA						
26177421	MEDIAN & PRKWY						



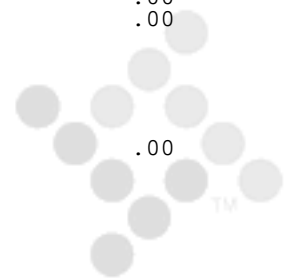
ORG	OBJECT PROJ	DESC	2014	2015	2016	2017	2018	2019
26177421	4078	SIR I/S CH	506.00	506.00	.00	.00	.00	.00
	TOTAL MEDIAN & PRKWY		506.00	506.00	.00	.00	.00	.00
	TOTAL MEDIAN & PARKWA		506.00	506.00	.00	.00	.00	.00
774	MEDIAN & PARKWA							
26177422	MEDIAN & PRKWAY							
26177422	4228	TRSFER OUT	8,303.00	8,303.00	.00	.00	.00	.00
	TOTAL MEDIAN & PRKWY		8,303.00	8,303.00	.00	.00	.00	.00
	TOTAL MEDIAN & PARKWA		8,303.00	8,303.00	.00	.00	.00	.00
775	GOLDHILLS LANDS							
26177520	GOLD HLLS LDSC							
26177520	4156	WATR&TRASH	2,224.00	2,224.00	.00	.00	.00	.00
	TOTAL GOLD HLLS LDSC		2,224.00	2,224.00	.00	.00	.00	.00
	TOTAL GOLDHILLS LANDS		2,224.00	2,224.00	.00	.00	.00	.00
775	GOLDHILLS LANDS							
26177522	GOLD HILLS LDSC							
26177522	4228	TRSFER OUT	393.00	393.00	.00	.00	.00	.00
	TOTAL GOLD HILLS LDSC		393.00	393.00	.00	.00	.00	.00
	TOTAL GOLDHILLS LANDS		393.00	393.00	.00	.00	.00	.00
772	PARK ASSESSMENT							
26677210	PARK MAINT PRG							
26677210	4000	FTSALARIES	103,632.00	104,669.00	.00	.00	.00	.00
	TOTAL PARK MAINT PRG		103,632.00	104,669.00	.00	.00	.00	.00
	TOTAL PARK ASSESSMENT		103,632.00	104,669.00	.00	.00	.00	.00
772	PARK ASSESSMENT							
26677210	PARK MAINT PRG							
26677210	4013	WRKCOMPINS	7,762.00	7,783.00	.00	.00	.00	.00
	TOTAL PARK MAINT PRG		7,762.00	7,783.00	.00	.00	.00	.00
	TOTAL PARK ASSESSMENT		7,762.00	7,783.00	.00	.00	.00	.00
772	PARK ASSESSMENT							



ORG	OBJECT PROJ	DESC	2014	2015	2016	2017	2018	2019
26677210 PARK MAINT PRG								
	26677210 4014	UNEMPTYINS	466.00	471.00	.00	.00	.00	.00
	TOTAL PARK MAINT PRG		466.00	471.00	.00	.00	.00	.00
	TOTAL PARK ASSESSMENT		466.00	471.00	.00	.00	.00	.00
772	PARK ASSESSMENT							
26677210 PARK MAINT PRG								
	26677210 4015	SS MEDICRE	1,503.00	1,518.00	.00	.00	.00	.00
	TOTAL PARK MAINT PRG		1,503.00	1,518.00	.00	.00	.00	.00
	TOTAL PARK ASSESSMENT		1,503.00	1,518.00	.00	.00	.00	.00
772	PARK ASSESSMENT							
26677210 PARK MAINT PRG								
	26677210 4016	GRPINSUR	9,568.00	9,568.00	.00	.00	.00	.00
	TOTAL PARK MAINT PRG		9,568.00	9,568.00	.00	.00	.00	.00
	TOTAL PARK ASSESSMENT		9,568.00	9,568.00	.00	.00	.00	.00
772	PARK ASSESSMENT							
26677210 PARK MAINT PRG								
	26677210 4019	L/T DISBLY	1,481.00	1,496.00	.00	.00	.00	.00
	TOTAL PARK MAINT PRG		1,481.00	1,496.00	.00	.00	.00	.00
	TOTAL PARK ASSESSMENT		1,481.00	1,496.00	.00	.00	.00	.00
772	PARK ASSESSMENT							
26677210 PARK MAINT PRG								
	26677210 4020	PERS-EMPLR	27,937.00	30,146.00	.00	.00	.00	.00
	TOTAL PARK MAINT PRG		27,937.00	30,146.00	.00	.00	.00	.00
	TOTAL PARK ASSESSMENT		27,937.00	30,146.00	.00	.00	.00	.00
772	PARK ASSESSMENT							
26677210 PARK MAINT PRG								
	26677210 4265	RETIREEMED	393.00	419.00	.00	.00	.00	.00
	TOTAL PARK MAINT PRG		393.00	419.00	.00	.00	.00	.00
	TOTAL PARK ASSESSMENT		393.00	419.00	.00	.00	.00	.00



ORG	OBJECT PROJ	DESC	2014	2015	2016	2017	2018	2019
772	PARK ASSESSMENT							
26677220	PARK MAINT PRG							
26677220	4025	CLTH&PRSEX	500.00	500.00	.00	.00	.00	.00
	TOTAL PARK MAINT PRG		500.00	500.00	.00	.00	.00	.00
	TOTAL PARK ASSESSMENT		500.00	500.00	.00	.00	.00	.00
772	PARK ASSESSMENT							
26677220	PARK MAINT PRG							
26677220	4028	PROF FEES	9,000.00	9,000.00	.00	.00	.00	.00
	TOTAL PARK MAINT PRG		9,000.00	9,000.00	.00	.00	.00	.00
	TOTAL PARK ASSESSMENT		9,000.00	9,000.00	.00	.00	.00	.00
772	PARK ASSESSMENT							
26677220	PARK MAINT PRG							
26677220	4097	VEHCL MTCE	800.00	800.00	.00	.00	.00	.00
	TOTAL PARK MAINT PRG		800.00	800.00	.00	.00	.00	.00
	TOTAL PARK ASSESSMENT		800.00	800.00	.00	.00	.00	.00
772	PARK ASSESSMENT							
26677220	PARK MAINT PRG							
26677220	4124	MAINTSUPP	1,500.00	1,500.00	.00	.00	.00	.00
	TOTAL PARK MAINT PRG		1,500.00	1,500.00	.00	.00	.00	.00
	TOTAL PARK ASSESSMENT		1,500.00	1,500.00	.00	.00	.00	.00
772	PARK ASSESSMENT							
26677220	PARK MAINT PRG							
26677220	4193	INTRST EXP	250.00	250.00	.00	.00	.00	.00
	TOTAL PARK MAINT PRG		250.00	250.00	.00	.00	.00	.00
	TOTAL PARK ASSESSMENT		250.00	250.00	.00	.00	.00	.00
772	PARK ASSESSMENT							
26677221	PARK MAINT PRG							
26677221	4078	SIR I/S CH	13,687.00	13,687.00	.00	.00	.00	.00

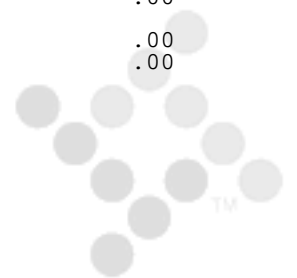


08/07/2013 16:04
mhernandez

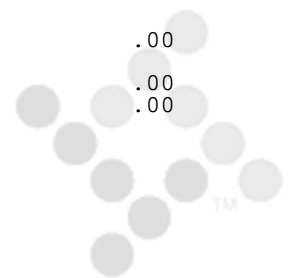
CITY OF MONROVIA - LIVE
PROJECTION 1315 / BUDGET ENTRY FUTURE YRS REPORT

PG 76
bgnyrpts

ORG	OBJECT PROJ	DESC	2014	2015	2016	2017	2018	2019
	TOTAL PARK MAINT PRG		13,687.00	13,687.00	.00	.00	.00	.00
	TOTAL PARK ASSESSMENT		13,687.00	13,687.00	.00	.00	.00	.00
772	PARK ASSESSMENT							
26677221	PARK MAINT PRG							
26677221 4085	TEL I/SCHG		2,874.00	2,874.00	.00	.00	.00	.00
	TOTAL PARK MAINT PRG		2,874.00	2,874.00	.00	.00	.00	.00
	TOTAL PARK ASSESSMENT		2,874.00	2,874.00	.00	.00	.00	.00
772	PARK ASSESSMENT							
26677221	PARK MAINT PRG							
26677221 4086	CELPHNISCH		2,126.00	2,126.00	.00	.00	.00	.00
	TOTAL PARK MAINT PRG		2,126.00	2,126.00	.00	.00	.00	.00
	TOTAL PARK ASSESSMENT		2,126.00	2,126.00	.00	.00	.00	.00
772	PARK ASSESSMENT							
26677221	PARK MAINT PRG							
26677221 4102	FAC IS CHG		10,039.00	10,039.00	.00	.00	.00	.00
	TOTAL PARK MAINT PRG		10,039.00	10,039.00	.00	.00	.00	.00
	TOTAL PARK ASSESSMENT		10,039.00	10,039.00	.00	.00	.00	.00
772	PARK ASSESSMENT							
26677221	PARK MAINT PRG							
26677221 4104	IS I/S CHG		4,791.00	4,791.00	.00	.00	.00	.00
	TOTAL PARK MAINT PRG		4,791.00	4,791.00	.00	.00	.00	.00
	TOTAL PARK ASSESSMENT		4,791.00	4,791.00	.00	.00	.00	.00
772	PARK ASSESSMENT							
26677221	PARK MAINT PRG							
26677221 4111	VHISCHEQPL		14,000.00	14,000.00	.00	.00	.00	.00
	TOTAL PARK MAINT PRG		14,000.00	14,000.00	.00	.00	.00	.00
	TOTAL PARK ASSESSMENT		14,000.00	14,000.00	.00	.00	.00	.00
772	PARK ASSESSMENT							
26677222	PARK MAINT PRG							



ORG	OBJECT PROJ	DESC	2014	2015	2016	2017	2018	2019
	26677222 4228	TRFSR OUT	35,056.00	35,056.00	.00	.00	.00	.00
	TOTAL PARK MAINT PRG		35,056.00	35,056.00	.00	.00	.00	.00
	TOTAL PARK ASSESSMENT		35,056.00	35,056.00	.00	.00	.00	.00
122	BUSINESS IMP AS							
27112220	BUS IMPRV ASSMT							
	27112220 4022	ADVERTISNG	32,000.00	34,000.00	.00	.00	.00	.00
	TOTAL BUS IMPRV ASSMT		32,000.00	34,000.00	.00	.00	.00	.00
	TOTAL BUSINESS IMP AS		32,000.00	34,000.00	.00	.00	.00	.00
122	BUSINESS IMP AS							
27112220	BUS IMPRV ASSMT							
	27112220 4028	PROF FEES	8,500.00	8,500.00	.00	.00	.00	.00
	TOTAL BUS IMPRV ASSMT		8,500.00	8,500.00	.00	.00	.00	.00
	TOTAL BUSINESS IMP AS		8,500.00	8,500.00	.00	.00	.00	.00
122	BUSINESS IMP AS							
27112220	BUS IMPRV ASSMT							
	27112220 4115	OFFCE SUPP	250.00	250.00	.00	.00	.00	.00
	TOTAL BUS IMPRV ASSMT		250.00	250.00	.00	.00	.00	.00
	TOTAL BUSINESS IMP AS		250.00	250.00	.00	.00	.00	.00
122	BUSINESS IMP AS							
27112220	BUS IMPRV ASSMT							
	27112220 4132	POSTAGE	150.00	150.00	.00	.00	.00	.00
	TOTAL BUS IMPRV ASSMT		150.00	150.00	.00	.00	.00	.00
	TOTAL BUSINESS IMP AS		150.00	150.00	.00	.00	.00	.00
122	BUSINESS IMP AS							
27112220	BUS IMPRV ASSMT							
	27112220 4135	PRINTING	2,500.00	2,800.00	.00	.00	.00	.00
	TOTAL BUS IMPRV ASSMT		2,500.00	2,800.00	.00	.00	.00	.00
	TOTAL BUSINESS IMP AS		2,500.00	2,800.00	.00	.00	.00	.00
122	BUSINESS IMP AS							



08/07/2013 16:04
mhernandez

CITY OF MONROVIA - LIVE
PROJECTION 1315 / BUDGET ENTRY FUTURE YRS REPORT

PG 78
bgnyrpts

ORG	OBJECT PROJ	DESC	2014	2015	2016	2017	2018	2019
27112220 BUS IMPRV ASSMT								
	27112220 4144	EVNTSUPPLY	8,000.00	9,000.00	.00	.00	.00	.00
	TOTAL BUS IMPRV ASSMT		8,000.00	9,000.00	.00	.00	.00	.00
	TOTAL BUSINESS IMP AS		8,000.00	9,000.00	.00	.00	.00	.00
122	BUSINESS IMP AS							
27112220 BUS IMPRV ASSMT								
	27112220 4146	ELECTRICTY	2,400.00	2,400.00	.00	.00	.00	.00
	TOTAL BUS IMPRV ASSMT		2,400.00	2,400.00	.00	.00	.00	.00
	TOTAL BUSINESS IMP AS		2,400.00	2,400.00	.00	.00	.00	.00
122	BUSINESS IMP AS							
27112220 BUS IMPRV ASSMT								
	27112220 4160	MISC EXP	2,000.00	2,500.00	.00	.00	.00	.00
	TOTAL BUS IMPRV ASSMT		2,000.00	2,500.00	.00	.00	.00	.00
	TOTAL BUSINESS IMP AS		2,000.00	2,500.00	.00	.00	.00	.00
122	BUSINESS IMP AS							
27112222 BUS IMPRV ASSMT								
	27112222 4228	TRSFER OUT	6,584.00	6,584.00	.00	.00	.00	.00
	TOTAL BUS IMPRV ASSMT		6,584.00	6,584.00	.00	.00	.00	.00
	TOTAL BUSINESS IMP AS		6,584.00	6,584.00	.00	.00	.00	.00
510	COMM DEVELOPMENT							
28151010 ADMN/ECON DVLP								
	28151010 4000	FTSALARIES	165,509.00	167,453.00	.00	.00	.00	.00
	TOTAL ADMN/ECON DVLP		165,509.00	167,453.00	.00	.00	.00	.00
	TOTAL COMM DEVELOPMENT		165,509.00	167,453.00	.00	.00	.00	.00
510	COMM DEVELOPMENT							
28151010 ADMN/ECON DVLP								
	28151010 4013	WRKCOMPINS	5,793.00	5,861.00	.00	.00	.00	.00
	TOTAL ADMN/ECON DVLP		5,793.00	5,861.00	.00	.00	.00	.00
	TOTAL COMM DEVELOPMENT		5,793.00	5,861.00	.00	.00	.00	.00

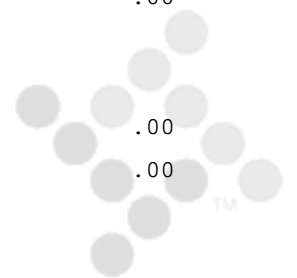


08/07/2013 16:04
mhernandez

CITY OF MONROVIA - LIVE
PROJECTION 1315 / BUDGET ENTRY FUTURE YRS REPORT

PG 79
bgnyrpts

ORG	OBJECT PROJ	DESC	2014	2015	2016	2017	2018	2019
510	COMM	DEVELOPMENT						
28151010	ADMN/ECON	DVLP						
28151010 4014		UNEMPLOYINS	764.00	772.00	.00	.00	.00	.00
	TOTAL ADMN/ECON	DVLP	764.00	772.00	.00	.00	.00	.00
	TOTAL COMM	DEVELOPMENT	764.00	772.00	.00	.00	.00	.00
510	COMM	DEVELOPMENT						
28151010	ADMN/ECON	DVLP						
28151010 4015		SS MEDICRE	2,506.00	2,534.00	.00	.00	.00	.00
	TOTAL ADMN/ECON	DVLP	2,506.00	2,534.00	.00	.00	.00	.00
	TOTAL COMM	DEVELOPMENT	2,506.00	2,534.00	.00	.00	.00	.00
510	COMM	DEVELOPMENT						
28151010	ADMN/ECON	DVLP						
28151010 4016		GRPINBUR	9,167.00	9,167.00	.00	.00	.00	.00
	TOTAL ADMN/ECON	DVLP	9,167.00	9,167.00	.00	.00	.00	.00
	TOTAL COMM	DEVELOPMENT	9,167.00	9,167.00	.00	.00	.00	.00
510	COMM	DEVELOPMENT						
28151010	ADMN/ECON	DVLP						
28151010 4017		LIFE INS	719.00	727.00	.00	.00	.00	.00
	TOTAL ADMN/ECON	DVLP	719.00	727.00	.00	.00	.00	.00
	TOTAL COMM	DEVELOPMENT	719.00	727.00	.00	.00	.00	.00
510	COMM	DEVELOPMENT						
28151010	ADMN/ECON	DVLP						
28151010 4018		DEFEMP/EMP	2,400.00	2,400.00	.00	.00	.00	.00
	TOTAL ADMN/ECON	DVLP	2,400.00	2,400.00	.00	.00	.00	.00
	TOTAL COMM	DEVELOPMENT	2,400.00	2,400.00	.00	.00	.00	.00
510	COMM	DEVELOPMENT						
28151010	ADMN/ECON	DVLP						
28151010 4019		L/T DISBLY	2,298.00	2,325.00	.00	.00	.00	.00
	TOTAL ADMN/ECON	DVLP	2,298.00	2,325.00	.00	.00	.00	.00

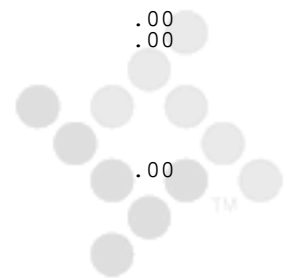


08/07/2013 16:04
mhernandez

CITY OF MONROVIA - LIVE
PROJECTION 1315 / BUDGET ENTRY FUTURE YRS REPORT

PG 80
bgnyrpts

ORG	OBJECT PROJ	DESC	2014	2015	2016	2017	2018	2019
	TOTAL COMM	DEVELOPMENT	2,298.00	2,325.00	.00	.00	.00	.00
510	COMM	DEVELOPMENT						
28151010	ADMN/ECON	DVLP						
28151010 4020		PERS-EMPLR	43,327.00	46,831.00	.00	.00	.00	.00
	TOTAL ADMN/ECON	DVLP	43,327.00	46,831.00	.00	.00	.00	.00
	TOTAL COMM	DEVELOPMENT	43,327.00	46,831.00	.00	.00	.00	.00
510	COMM	DEVELOPMENT						
28151010	ADMN/ECON	DVLP						
28151010 4142		AUTRMBPRL	4,200.00	4,200.00	.00	.00	.00	.00
	TOTAL ADMN/ECON	DVLP	4,200.00	4,200.00	.00	.00	.00	.00
	TOTAL COMM	DEVELOPMENT	4,200.00	4,200.00	.00	.00	.00	.00
510	COMM	DEVELOPMENT						
28151020	ADMN/ECON	DVLP						
28151020 4160		MISC EXP	500.00	500.00	.00	.00	.00	.00
	TOTAL ADMN/ECON	DVLP	500.00	500.00	.00	.00	.00	.00
	TOTAL COMM	DEVELOPMENT	500.00	500.00	.00	.00	.00	.00
510	COMM	DEVELOPMENT						
28151021	ADMN/ECON	DVLP						
28151021 4078		SIR I/S CH	8,051.00	8,051.00	.00	.00	.00	.00
	TOTAL ADMN/ECON	DVLP	8,051.00	8,051.00	.00	.00	.00	.00
	TOTAL COMM	DEVELOPMENT	8,051.00	8,051.00	.00	.00	.00	.00
510	COMM	DEVELOPMENT						
28151021	ADMN/ECON	DVLP						
28151021 4085		TEL I/SCHG	5,747.00	5,747.00	.00	.00	.00	.00
	TOTAL ADMN/ECON	DVLP	5,747.00	5,747.00	.00	.00	.00	.00
	TOTAL COMM	DEVELOPMENT	5,747.00	5,747.00	.00	.00	.00	.00
510	COMM	DEVELOPMENT						
28151021	ADMN/ECON	DVLP						
28151021 4086		CELPHNISCH	709.00	709.00	.00	.00	.00	.00

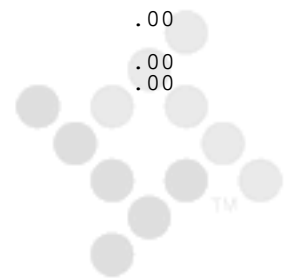


08/07/2013 16:04
mhernandez

CITY OF MONROVIA - LIVE
PROJECTION 1315 / BUDGET ENTRY FUTURE YRS REPORT

PG 81
bgnyrpts

ORG	OBJECT PROJ	DESC	2014	2015	2016	2017	2018	2019
	TOTAL ADMN/ECON DVLP		709.00	709.00	.00	.00	.00	.00
	TOTAL COMM DEVELOPMENT		709.00	709.00	.00	.00	.00	.00
510	COMM DEVELOPMENT							
28151021	ADMN/ECON DVLP							
28151021 4102	FAC IS CHG		6,063.00	6,063.00	.00	.00	.00	.00
	TOTAL ADMN/ECON DVLP		6,063.00	6,063.00	.00	.00	.00	.00
	TOTAL COMM DEVELOPMENT		6,063.00	6,063.00	.00	.00	.00	.00
510	COMM DEVELOPMENT							
28151021	ADMN/ECON DVLP							
28151021 4104	IS I/S CHG		4,791.00	4,791.00	.00	.00	.00	.00
	TOTAL ADMN/ECON DVLP		4,791.00	4,791.00	.00	.00	.00	.00
	TOTAL COMM DEVELOPMENT		4,791.00	4,791.00	.00	.00	.00	.00
510	COMM DEVELOPMENT							
28151022	ADMN/ECON DVLP							
28151022 4228	TRFSR OUT		30,921.00	30,921.00	.00	.00	.00	.00
	TOTAL ADMN/ECON DVLP		30,921.00	30,921.00	.00	.00	.00	.00
	TOTAL COMM DEVELOPMENT		30,921.00	30,921.00	.00	.00	.00	.00
520	BUILDING DEPART							
28152010	BUILDING DEPT P							
28152010 4000	FTSALARIES		245,978.00	252,726.00	.00	.00	.00	.00
	TOTAL BUILDING DEPT P		245,978.00	252,726.00	.00	.00	.00	.00
	TOTAL BUILDING DEPART		245,978.00	252,726.00	.00	.00	.00	.00
520	BUILDING DEPART							
28152010	BUILDING DEPT P							
28152010 4004	PTSALARIES		29,122.00	29,122.00	.00	.00	.00	.00
	TOTAL BUILDING DEPT P		29,122.00	29,122.00	.00	.00	.00	.00
	TOTAL BUILDING DEPART		29,122.00	29,122.00	.00	.00	.00	.00
520	BUILDING DEPART							
28152010	BUILDING DEPT P							



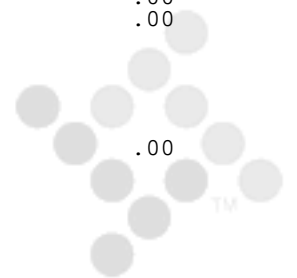
ORG	OBJECT PROJ	DESC	2014	2015	2016	2017	2018	2019
	28152010 4013	WRKCOMPINS	12,725.00	12,997.00	.00	.00	.00	.00
	TOTAL BUILDING DEPT P		12,725.00	12,997.00	.00	.00	.00	.00
	TOTAL BUILDING DEPART		12,725.00	12,997.00	.00	.00	.00	.00
520	BUILDING DEPART							
28152010	BUILDING DEPT P							
	28152010 4014	UNEMPLYINS	1,249.00	1,279.00	.00	.00	.00	.00
	TOTAL BUILDING DEPT P		1,249.00	1,279.00	.00	.00	.00	.00
	TOTAL BUILDING DEPART		1,249.00	1,279.00	.00	.00	.00	.00
520	BUILDING DEPART							
28152010	BUILDING DEPT P							
	28152010 4015	SS MEDICRE	4,049.00	4,147.00	.00	.00	.00	.00
	TOTAL BUILDING DEPT P		4,049.00	4,147.00	.00	.00	.00	.00
	TOTAL BUILDING DEPART		4,049.00	4,147.00	.00	.00	.00	.00
520	BUILDING DEPART							
28152010	BUILDING DEPT P							
	28152010 4016	GRPINSUR	16,009.00	16,009.00	.00	.00	.00	.00
	TOTAL BUILDING DEPT P		16,009.00	16,009.00	.00	.00	.00	.00
	TOTAL BUILDING DEPART		16,009.00	16,009.00	.00	.00	.00	.00
520	BUILDING DEPART							
28152010	BUILDING DEPT P							
	28152010 4017	LIFE INS	511.00	537.00	.00	.00	.00	.00
	TOTAL BUILDING DEPT P		511.00	537.00	.00	.00	.00	.00
	TOTAL BUILDING DEPART		511.00	537.00	.00	.00	.00	.00
520	BUILDING DEPART							
28152010	BUILDING DEPT P							
	28152010 4018	DEFEMP/EMP	1,200.00	1,200.00	.00	.00	.00	.00
	TOTAL BUILDING DEPT P		1,200.00	1,200.00	.00	.00	.00	.00
	TOTAL BUILDING DEPART		1,200.00	1,200.00	.00	.00	.00	.00
520	BUILDING DEPART							



ORG	OBJECT PROJ	DESC	2014	2015	2016	2017	2018	2019
<hr/>								
28152010	BUILDING DEPT P		<hr/>					
	28152010 4019	L/T DISBLY	3,482.00	3,577.00	.00	.00	.00	.00
	TOTAL BUILDING DEPT P		3,482.00	3,577.00	.00	.00	.00	.00
	TOTAL BUILDING DEPART		3,482.00	3,577.00	.00	.00	.00	.00
520	BUILDING DEPART		<hr/>					
28152010	BUILDING DEPT P		<hr/>					
	28152010 4020	PERS-EMPLR	67,450.00	73,970.00	.00	.00	.00	.00
	TOTAL BUILDING DEPT P		67,450.00	73,970.00	.00	.00	.00	.00
	TOTAL BUILDING DEPART		67,450.00	73,970.00	.00	.00	.00	.00
520	BUILDING DEPART		<hr/>					
28152010	BUILDING DEPT P		<hr/>					
	28152010 4021	PT PERSEMP	881.00	881.00	.00	.00	.00	.00
	TOTAL BUILDING DEPT P		881.00	881.00	.00	.00	.00	.00
	TOTAL BUILDING DEPART		881.00	881.00	.00	.00	.00	.00
520	BUILDING DEPART		<hr/>					
28152010	BUILDING DEPT P		<hr/>					
	28152010 4142	AUTRMBPRSL	2,400.00	2,400.00	.00	.00	.00	.00
	TOTAL BUILDING DEPT P		2,400.00	2,400.00	.00	.00	.00	.00
	TOTAL BUILDING DEPART		2,400.00	2,400.00	.00	.00	.00	.00
520	BUILDING DEPART		<hr/>					
28152010	BUILDING DEPT P		<hr/>					
	28152010 4265	RETIREEMED	1,105.00	1,248.00	.00	.00	.00	.00
	TOTAL BUILDING DEPT P		1,105.00	1,248.00	.00	.00	.00	.00
	TOTAL BUILDING DEPART		1,105.00	1,248.00	.00	.00	.00	.00
520	BUILDING DEPART		<hr/>					
28152020	BUILDING DEPT M		<hr/>					
	28152020 4025	CLTH&PRSEX	500.00	500.00	.00	.00	.00	.00
	TOTAL BUILDING DEPT M		500.00	500.00	.00	.00	.00	.00
	TOTAL BUILDING DEPART		500.00	500.00	.00	.00	.00	.00



ORG	OBJECT PROJ	DESC	2014	2015	2016	2017	2018	2019
520	BUILDING DEPART							
28152020	BUILDING DEPT M							
	28152020 4028	PROF FEES	100,000.00	90,000.00	.00	.00	.00	.00
	TOTAL BUILDING DEPT M		100,000.00	90,000.00	.00	.00	.00	.00
	TOTAL BUILDING DEPART		100,000.00	90,000.00	.00	.00	.00	.00
520	BUILDING DEPART							
28152020	BUILDING DEPT M							
	28152020 4071	EDU&TRAIN	3,000.00	3,500.00	.00	.00	.00	.00
	TOTAL BUILDING DEPT M		3,000.00	3,500.00	.00	.00	.00	.00
	TOTAL BUILDING DEPART		3,000.00	3,500.00	.00	.00	.00	.00
520	BUILDING DEPART							
28152020	BUILDING DEPT M							
	28152020 4092	GAS & FUEL	3,000.00	3,000.00	.00	.00	.00	.00
	TOTAL BUILDING DEPT M		3,000.00	3,000.00	.00	.00	.00	.00
	TOTAL BUILDING DEPART		3,000.00	3,000.00	.00	.00	.00	.00
520	BUILDING DEPART							
28152020	BUILDING DEPT M							
	28152020 4096	SHPEQMAINT	3,500.00	3,500.00	.00	.00	.00	.00
	TOTAL BUILDING DEPT M		3,500.00	3,500.00	.00	.00	.00	.00
	TOTAL BUILDING DEPART		3,500.00	3,500.00	.00	.00	.00	.00
520	BUILDING DEPART							
28152020	BUILDING DEPT M							
	28152020 4097	VEHCL MTCE	7,000.00	7,000.00	.00	.00	.00	.00
	TOTAL BUILDING DEPT M		7,000.00	7,000.00	.00	.00	.00	.00
	TOTAL BUILDING DEPART		7,000.00	7,000.00	.00	.00	.00	.00
520	BUILDING DEPART							
28152020	BUILDING DEPT M							
	28152020 4105	MEMB&DUES	1,700.00	1,700.00	.00	.00	.00	.00

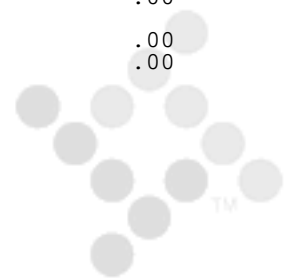


08/07/2013 16:04
mhernandez

CITY OF MONROVIA - LIVE
PROJECTION 1315 / BUDGET ENTRY FUTURE YRS REPORT

PG 85
bgnyrpts

ORG	OBJECT PROJ	DESC	2014	2015	2016	2017	2018	2019
	TOTAL BUILDING DEPT M		1,700.00	1,700.00	.00	.00	.00	.00
	TOTAL BUILDING DEPART		1,700.00	1,700.00	.00	.00	.00	.00
520	BUILDING DEPART							
28152020	BUILDING DEPT M							
	28152020 4108	BKS/SUBS	5,000.00	2,000.00	.00	.00	.00	.00
	TOTAL BUILDING DEPT M		5,000.00	2,000.00	.00	.00	.00	.00
	TOTAL BUILDING DEPART		5,000.00	2,000.00	.00	.00	.00	.00
520	BUILDING DEPART							
28152020	BUILDING DEPT M							
	28152020 4115	OFFCE SUPP	3,000.00	3,000.00	.00	.00	.00	.00
	TOTAL BUILDING DEPT M		3,000.00	3,000.00	.00	.00	.00	.00
	TOTAL BUILDING DEPART		3,000.00	3,000.00	.00	.00	.00	.00
520	BUILDING DEPART							
28152020	BUILDING DEPT M							
	28152020 4120	COMP MICE	6,000.00	5,000.00	.00	.00	.00	.00
	TOTAL BUILDING DEPT M		6,000.00	5,000.00	.00	.00	.00	.00
	TOTAL BUILDING DEPART		6,000.00	5,000.00	.00	.00	.00	.00
520	BUILDING DEPART							
28152020	BUILDING DEPT M							
	28152020 4132	POSTAGE	100.00	100.00	.00	.00	.00	.00
	TOTAL BUILDING DEPT M		100.00	100.00	.00	.00	.00	.00
	TOTAL BUILDING DEPART		100.00	100.00	.00	.00	.00	.00
520	BUILDING DEPART							
28152020	BUILDING DEPT M							
	28152020 4135	PRINTING	2,500.00	2,000.00	.00	.00	.00	.00
	TOTAL BUILDING DEPT M		2,500.00	2,000.00	.00	.00	.00	.00
	TOTAL BUILDING DEPART		2,500.00	2,000.00	.00	.00	.00	.00
520	BUILDING DEPART							
28152020	BUILDING DEPT M							

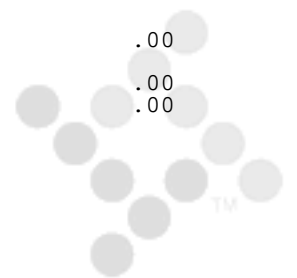


08/07/2013 16:04
mhernandez

CITY OF MONROVIA - LIVE
PROJECTION 1315 / BUDGET ENTRY FUTURE YRS REPORT

PG 86
bgnyrpts

ORG	OBJECT PROJ	DESC	2014	2015	2016	2017	2018	2019
	28152020 4137	TVLCNFRMTG	3,500.00	1,500.00	.00	.00	.00	.00
	TOTAL BUILDING DEPT M		3,500.00	1,500.00	.00	.00	.00	.00
	TOTAL BUILDING DEPART		3,500.00	1,500.00	.00	.00	.00	.00
520	BUILDING DEPART							
28152020 BUILDING DEPT M								
	28152020 4160	MISC EXP	500.00	500.00	.00	.00	.00	.00
	TOTAL BUILDING DEPT M		500.00	500.00	.00	.00	.00	.00
	TOTAL BUILDING DEPART		500.00	500.00	.00	.00	.00	.00
520	BUILDING DEPART							
28152021 BUILDING DEPT I								
	28152021 4078	SIR I/S CH	12,833.00	12,833.00	.00	.00	.00	.00
	TOTAL BUILDING DEPT I		12,833.00	12,833.00	.00	.00	.00	.00
	TOTAL BUILDING DEPART		12,833.00	12,833.00	.00	.00	.00	.00
520	BUILDING DEPART							
28152021 BUILDING DEPT I								
	28152021 4085	TEL I/SCHG	12,452.00	12,452.00	.00	.00	.00	.00
	TOTAL BUILDING DEPT I		12,452.00	12,452.00	.00	.00	.00	.00
	TOTAL BUILDING DEPART		12,452.00	12,452.00	.00	.00	.00	.00
520	BUILDING DEPART							
28152021 BUILDING DEPT I								
	28152021 4086	CELPHNISCH	5,669.00	5,669.00	.00	.00	.00	.00
	TOTAL BUILDING DEPT I		5,669.00	5,669.00	.00	.00	.00	.00
	TOTAL BUILDING DEPART		5,669.00	5,669.00	.00	.00	.00	.00
520	BUILDING DEPART							
28152021 BUILDING DEPT I								
	28152021 4102	FAC IS CHG	18,188.00	18,188.00	.00	.00	.00	.00
	TOTAL BUILDING DEPT I		18,188.00	18,188.00	.00	.00	.00	.00
	TOTAL BUILDING DEPART		18,188.00	18,188.00	.00	.00	.00	.00
520	BUILDING DEPART							



ORG	OBJECT PROJ	DESC	2014	2015	2016	2017	2018	2019
28152021 BUILDING DEPT I								
	28152021 4104	IS I/S CHG	20,760.00	20,760.00	.00	.00	.00	.00
	TOTAL BUILDING DEPT I		20,760.00	20,760.00	.00	.00	.00	.00
	TOTAL BUILDING DEPART		20,760.00	20,760.00	.00	.00	.00	.00
520 BUILDING DEPART								
28152021 BUILDING DEPT I								
	28152021 4111	VHISCHEQPL	4,000.00	4,000.00	.00	.00	.00	.00
	TOTAL BUILDING DEPT I		4,000.00	4,000.00	.00	.00	.00	.00
	TOTAL BUILDING DEPART		4,000.00	4,000.00	.00	.00	.00	.00
520 BUILDING DEPART								
28152022 BUILDING DEPT T								
	28152022 4228	TRSFER OUT	82,911.00	82,911.00	.00	.00	.00	.00
	TOTAL BUILDING DEPT T		82,911.00	82,911.00	.00	.00	.00	.00
	TOTAL BUILDING DEPART		82,911.00	82,911.00	.00	.00	.00	.00
530 PLANNING DEPART								
28153010 PLANNING PERSON								
	28153010 4000	FTSALARIES	228,273.00	230,773.00	.00	.00	.00	.00
	TOTAL PLANNING PERSON		228,273.00	230,773.00	.00	.00	.00	.00
	TOTAL PLANNING DEPART		228,273.00	230,773.00	.00	.00	.00	.00
530 PLANNING DEPART								
28153010 PLANNING PERSON								
	28153010 4004	PTSALARIES	3,500.00	3,500.00	.00	.00	.00	.00
	TOTAL PLANNING PERSON		3,500.00	3,500.00	.00	.00	.00	.00
	TOTAL PLANNING DEPART		3,500.00	3,500.00	.00	.00	.00	.00
530 PLANNING DEPART								
28153010 PLANNING PERSON								
	28153010 4013	WRKCOMPINS	8,112.00	8,200.00	.00	.00	.00	.00
	TOTAL PLANNING PERSON		8,112.00	8,200.00	.00	.00	.00	.00
	TOTAL PLANNING DEPART		8,112.00	8,200.00	.00	.00	.00	.00

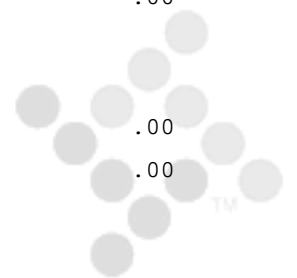


08/07/2013 16:04
mhernandez

CITY OF MONROVIA - LIVE
PROJECTION 1315 / BUDGET ENTRY FUTURE YRS REPORT

PG 88
bgnyrpts

ORG	OBJECT PROJ	DESC	2014	2015	2016	2017	2018	2019
530	PLANNING DEPART							
28153010	PLANNING PERSON							
	28153010 4014	UNEMPLYINS	1,047.00	1,059.00	.00	.00	.00	.00
	TOTAL PLANNING PERSON		1,047.00	1,059.00	.00	.00	.00	.00
	TOTAL PLANNING DEPART		1,047.00	1,059.00	.00	.00	.00	.00
530	PLANNING DEPART							
28153010	PLANNING PERSON							
	28153010 4015	SS MEDICRE	2,622.00	2,659.00	.00	.00	.00	.00
	TOTAL PLANNING PERSON		2,622.00	2,659.00	.00	.00	.00	.00
	TOTAL PLANNING DEPART		2,622.00	2,659.00	.00	.00	.00	.00
530	PLANNING DEPART							
28153010	PLANNING PERSON							
	28153010 4016	GRPINSUR	14,441.00	14,441.00	.00	.00	.00	.00
	TOTAL PLANNING PERSON		14,441.00	14,441.00	.00	.00	.00	.00
	TOTAL PLANNING DEPART		14,441.00	14,441.00	.00	.00	.00	.00
530	PLANNING DEPART							
28153010	PLANNING PERSON							
	28153010 4017	LIFE INS	219.00	230.00	.00	.00	.00	.00
	TOTAL PLANNING PERSON		219.00	230.00	.00	.00	.00	.00
	TOTAL PLANNING DEPART		219.00	230.00	.00	.00	.00	.00
530	PLANNING DEPART							
28153010	PLANNING PERSON							
	28153010 4018	DEFEMP/EMP	480.00	480.00	.00	.00	.00	.00
	TOTAL PLANNING PERSON		480.00	480.00	.00	.00	.00	.00
	TOTAL PLANNING DEPART		480.00	480.00	.00	.00	.00	.00
530	PLANNING DEPART							
28153010	PLANNING PERSON							
	28153010 4019	L/T DISBLY	3,259.00	3,294.00	.00	.00	.00	.00
	TOTAL PLANNING PERSON		3,259.00	3,294.00	.00	.00	.00	.00

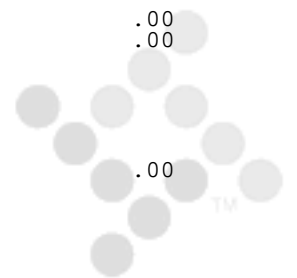


08/07/2013 16:04
mhernandez

CITY OF MONROVIA - LIVE
PROJECTION 1315 / BUDGET ENTRY FUTURE YRS REPORT

PG 89
bgnyrpts

ORG	OBJECT PROJ DESC	2014	2015	2016	2017	2018	2019
	TOTAL PLANNING DEPART	3,259.00	3,294.00	.00	.00	.00	.00
530	PLANNING DEPART						
	28153010 PLANNING PERSON						
	28153010 4020 PERS-EMPLR	61,676.00	66,595.00	.00	.00	.00	.00
	TOTAL PLANNING PERSON	61,676.00	66,595.00	.00	.00	.00	.00
	TOTAL PLANNING DEPART	61,676.00	66,595.00	.00	.00	.00	.00
530	PLANNING DEPART						
	28153010 PLANNING PERSON						
	28153010 4021 PT PERSEMP	131.00	131.00	.00	.00	.00	.00
	TOTAL PLANNING PERSON	131.00	131.00	.00	.00	.00	.00
	TOTAL PLANNING DEPART	131.00	131.00	.00	.00	.00	.00
530	PLANNING DEPART						
	28153010 PLANNING PERSON						
	28153010 4142 AUTRMBPRSL	960.00	960.00	.00	.00	.00	.00
	TOTAL PLANNING PERSON	960.00	960.00	.00	.00	.00	.00
	TOTAL PLANNING DEPART	960.00	960.00	.00	.00	.00	.00
530	PLANNING DEPART						
	28153010 PLANNING PERSON						
	28153010 4265 RETIREEMED	705.00	738.00	.00	.00	.00	.00
	TOTAL PLANNING PERSON	705.00	738.00	.00	.00	.00	.00
	TOTAL PLANNING DEPART	705.00	738.00	.00	.00	.00	.00
530	PLANNING DEPART						
	28153020 PLANNING MAINT						
	28153020 4022 ADVERTISNG	8,000.00	10,000.00	.00	.00	.00	.00
	TOTAL PLANNING MAINT	8,000.00	10,000.00	.00	.00	.00	.00
	TOTAL PLANNING DEPART	8,000.00	10,000.00	.00	.00	.00	.00
530	PLANNING DEPART						
	28153020 PLANNING MAINT						
	28153020 4028 PROF FEES	4,000.00	4,000.00	.00	.00	.00	.00

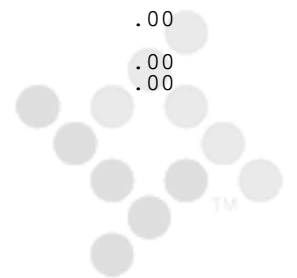


08/07/2013 16:04
mhernandez

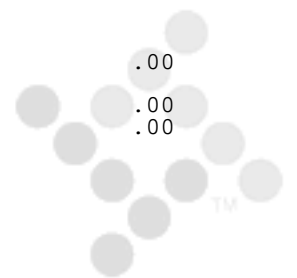
CITY OF MONROVIA - LIVE
PROJECTION 1315 / BUDGET ENTRY FUTURE YRS REPORT

PG 90
bgnyrpts

ORG	OBJECT PROJ	DESC	2014	2015	2016	2017	2018	2019
	TOTAL PLANNING MAINT		4,000.00	4,000.00	.00	.00	.00	.00
	TOTAL PLANNING DEPART		4,000.00	4,000.00	.00	.00	.00	.00
530	PLANNING DEPART							
28153020	PLANNING MAINT							
28153020 4071		EDU&TRAIN	1,500.00	1,500.00	.00	.00	.00	.00
	TOTAL PLANNING MAINT		1,500.00	1,500.00	.00	.00	.00	.00
	TOTAL PLANNING DEPART		1,500.00	1,500.00	.00	.00	.00	.00
530	PLANNING DEPART							
28153020	PLANNING MAINT							
28153020 4092		GAS & FUEL	400.00	500.00	.00	.00	.00	.00
	TOTAL PLANNING MAINT		400.00	500.00	.00	.00	.00	.00
	TOTAL PLANNING DEPART		400.00	500.00	.00	.00	.00	.00
530	PLANNING DEPART							
28153020	PLANNING MAINT							
28153020 4097		VEHCL MTCE	2,000.00	2,000.00	.00	.00	.00	.00
	TOTAL PLANNING MAINT		2,000.00	2,000.00	.00	.00	.00	.00
	TOTAL PLANNING DEPART		2,000.00	2,000.00	.00	.00	.00	.00
530	PLANNING DEPART							
28153020	PLANNING MAINT							
28153020 4105		MEMB&DUES	900.00	1,200.00	.00	.00	.00	.00
	TOTAL PLANNING MAINT		900.00	1,200.00	.00	.00	.00	.00
	TOTAL PLANNING DEPART		900.00	1,200.00	.00	.00	.00	.00
530	PLANNING DEPART							
28153020	PLANNING MAINT							
28153020 4108		BKS/SUBS	500.00	500.00	.00	.00	.00	.00
	TOTAL PLANNING MAINT		500.00	500.00	.00	.00	.00	.00
	TOTAL PLANNING DEPART		500.00	500.00	.00	.00	.00	.00
530	PLANNING DEPART							
28153020	PLANNING MAINT							



ORG	OBJECT PROJ	DESC	2014	2015	2016	2017	2018	2019
	28153020 4115	OFFCE SUPP	3,500.00	3,700.00	.00	.00	.00	.00
	TOTAL PLANNING MAINT		3,500.00	3,700.00	.00	.00	.00	.00
	TOTAL PLANNING DEPART		3,500.00	3,700.00	.00	.00	.00	.00
530	PLANNING DEPART							
	28153020 4120	COMP MICE	3,500.00	3,500.00	.00	.00	.00	.00
	TOTAL PLANNING MAINT		3,500.00	3,500.00	.00	.00	.00	.00
	TOTAL PLANNING DEPART		3,500.00	3,500.00	.00	.00	.00	.00
530	PLANNING DEPART							
	28153020 4132	POSTAGE	2,000.00	2,400.00	.00	.00	.00	.00
	TOTAL PLANNING MAINT		2,000.00	2,400.00	.00	.00	.00	.00
	TOTAL PLANNING DEPART		2,000.00	2,400.00	.00	.00	.00	.00
530	PLANNING DEPART							
	28153020 4135	PRINTING	8,000.00	8,000.00	.00	.00	.00	.00
	TOTAL PLANNING MAINT		8,000.00	8,000.00	.00	.00	.00	.00
	TOTAL PLANNING DEPART		8,000.00	8,000.00	.00	.00	.00	.00
530	PLANNING DEPART							
	28153020 4137	TVLCNFRMTG	1,500.00	2,000.00	.00	.00	.00	.00
	TOTAL PLANNING MAINT		1,500.00	2,000.00	.00	.00	.00	.00
	TOTAL PLANNING DEPART		1,500.00	2,000.00	.00	.00	.00	.00
530	PLANNING DEPART							
	28153020 4160	MISC EXP	500.00	500.00	.00	.00	.00	.00
	TOTAL PLANNING MAINT		500.00	500.00	.00	.00	.00	.00
	TOTAL PLANNING DEPART		500.00	500.00	.00	.00	.00	.00
530	PLANNING DEPART							



08/07/2013 16:04
mhernandez

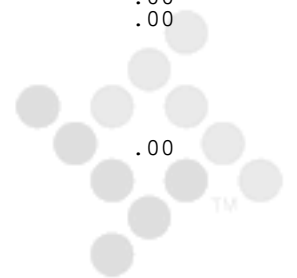
CITY OF MONROVIA - LIVE
PROJECTION 1315 / BUDGET ENTRY FUTURE YRS REPORT

PG 92
bgnyrpts

ORG	OBJECT PROJ	DESC	2014	2015	2016	2017	2018	2019
28153021 PLANNING I/S CH								
	28153021 4078	SIR I/S CH	9,987.00	9,987.00	.00	.00	.00	.00
	TOTAL PLANNING I/S CH		9,987.00	9,987.00	.00	.00	.00	.00
	TOTAL PLANNING DEPART		9,987.00	9,987.00	.00	.00	.00	.00
530	PLANNING DEPART							
28153021 PLANNING I/S CH								
	28153021 4085	TEL I/SCHG	6,705.00	6,705.00	.00	.00	.00	.00
	TOTAL PLANNING I/S CH		6,705.00	6,705.00	.00	.00	.00	.00
	TOTAL PLANNING DEPART		6,705.00	6,705.00	.00	.00	.00	.00
530	PLANNING DEPART							
28153021 PLANNING I/S CH								
	28153021 4086	CELPHNISCH	709.00	709.00	.00	.00	.00	.00
	TOTAL PLANNING I/S CH		709.00	709.00	.00	.00	.00	.00
	TOTAL PLANNING DEPART		709.00	709.00	.00	.00	.00	.00
530	PLANNING DEPART							
28153021 PLANNING I/S CH								
	28153021 4102	FAC IS CHG	30,313.00	30,313.00	.00	.00	.00	.00
	TOTAL PLANNING I/S CH		30,313.00	30,313.00	.00	.00	.00	.00
	TOTAL PLANNING DEPART		30,313.00	30,313.00	.00	.00	.00	.00
530	PLANNING DEPART							
28153021 PLANNING I/S CH								
	28153021 4104	IS I/S CHG	12,776.00	12,776.00	.00	.00	.00	.00
	TOTAL PLANNING I/S CH		12,776.00	12,776.00	.00	.00	.00	.00
	TOTAL PLANNING DEPART		12,776.00	12,776.00	.00	.00	.00	.00
530	PLANNING DEPART							
28153021 PLANNING I/S CH								
	28153021 4111	VHISCHEQPL	2,000.00	2,000.00	.00	.00	.00	.00
	TOTAL PLANNING I/S CH		2,000.00	2,000.00	.00	.00	.00	.00
	TOTAL PLANNING DEPART		2,000.00	2,000.00	.00	.00	.00	.00



ORG	OBJECT PROJ	DESC	2014	2015	2016	2017	2018	2019
530	PLANNING DEPART							
28153022	PLANNING TRANSF							
28153022 4228		TRSFR OUT	49,821.00	49,821.00	.00	.00	.00	.00
	TOTAL PLANNING TRANSF		49,821.00	49,821.00	.00	.00	.00	.00
	TOTAL PLANNING DEPART		49,821.00	49,821.00	.00	.00	.00	.00
720	ENGINEERING							
28172010	ENGINEERING PER							
28172010 4000		FTSALARIES	202,358.00	208,242.00	.00	.00	.00	.00
	TOTAL ENGINEERING PER		202,358.00	208,242.00	.00	.00	.00	.00
	TOTAL ENGINEERING		202,358.00	208,242.00	.00	.00	.00	.00
720	ENGINEERING							
28172010	ENGINEERING PER							
28172010 4013		WRKCOMPINS	9,395.00	9,601.00	.00	.00	.00	.00
	TOTAL ENGINEERING PER		9,395.00	9,601.00	.00	.00	.00	.00
	TOTAL ENGINEERING		9,395.00	9,601.00	.00	.00	.00	.00
720	ENGINEERING							
28172010	ENGINEERING PER							
28172010 4014		UNEMPLYINS	921.00	948.00	.00	.00	.00	.00
	TOTAL ENGINEERING PER		921.00	948.00	.00	.00	.00	.00
	TOTAL ENGINEERING		921.00	948.00	.00	.00	.00	.00
720	ENGINEERING							
28172010	ENGINEERING PER							
28172010 4015		SS MEDICRE	2,994.00	3,080.00	.00	.00	.00	.00
	TOTAL ENGINEERING PER		2,994.00	3,080.00	.00	.00	.00	.00
	TOTAL ENGINEERING		2,994.00	3,080.00	.00	.00	.00	.00
720	ENGINEERING							
28172010	ENGINEERING PER							
28172010 4016		GRPINSUR	12,455.00	12,455.00	.00	.00	.00	.00

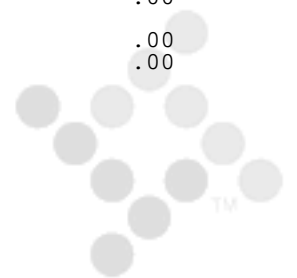


08/07/2013 16:04
mhernandez

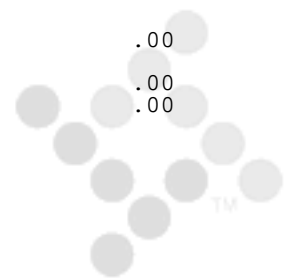
CITY OF MONROVIA - LIVE
PROJECTION 1315 / BUDGET ENTRY FUTURE YRS REPORT

PG 94
bgnyrpts

ORG	OBJECT PROJ	DESC	2014	2015	2016	2017	2018	2019
	TOTAL ENGINEERING PER		12,455.00	12,455.00	.00	.00	.00	.00
	TOTAL ENGINEERING		12,455.00	12,455.00	.00	.00	.00	.00
720	ENGINEERING							
28172010	ENGINEERING PER							
28172010 4017		LIFE INS	515.00	540.00	.00	.00	.00	.00
	TOTAL ENGINEERING PER		515.00	540.00	.00	.00	.00	.00
	TOTAL ENGINEERING		515.00	540.00	.00	.00	.00	.00
720	ENGINEERING							
28172010	ENGINEERING PER							
28172010 4018		DEFCMP/EMP	1,200.00	1,200.00	.00	.00	.00	.00
	TOTAL ENGINEERING PER		1,200.00	1,200.00	.00	.00	.00	.00
	TOTAL ENGINEERING		1,200.00	1,200.00	.00	.00	.00	.00
720	ENGINEERING							
28172010	ENGINEERING PER							
28172010 4019		L/T DISBLY	2,871.00	2,953.00	.00	.00	.00	.00
	TOTAL ENGINEERING PER		2,871.00	2,953.00	.00	.00	.00	.00
	TOTAL ENGINEERING		2,871.00	2,953.00	.00	.00	.00	.00
720	ENGINEERING							
28172010	ENGINEERING PER							
28172010 4020		PERS-EMPLR	54,117.00	59,474.00	.00	.00	.00	.00
	TOTAL ENGINEERING PER		54,117.00	59,474.00	.00	.00	.00	.00
	TOTAL ENGINEERING		54,117.00	59,474.00	.00	.00	.00	.00
720	ENGINEERING							
28172010	ENGINEERING PER							
28172010 4142		AUTRMBPRSL	2,400.00	2,400.00	.00	.00	.00	.00
	TOTAL ENGINEERING PER		2,400.00	2,400.00	.00	.00	.00	.00
	TOTAL ENGINEERING		2,400.00	2,400.00	.00	.00	.00	.00
720	ENGINEERING							
28172010	ENGINEERING PER							



ORG	OBJECT PROJ	DESC	2014	2015	2016	2017	2018	2019
	28172010 4265	RETIREEMED	650.00	692.00	.00	.00	.00	.00
	TOTAL ENGINEERING PER		650.00	692.00	.00	.00	.00	.00
	TOTAL ENGINEERING		650.00	692.00	.00	.00	.00	.00
720	ENGINEERING							
	28172020	ENGINEERING MAI						
	28172020 4022	ADVERTISNG	800.00	850.00	.00	.00	.00	.00
	TOTAL ENGINEERING MAI		800.00	850.00	.00	.00	.00	.00
	TOTAL ENGINEERING		800.00	850.00	.00	.00	.00	.00
720	ENGINEERING							
	28172020	ENGINEERING MAI						
	28172020 4025	CLTH&PRSEX	200.00	220.00	.00	.00	.00	.00
	TOTAL ENGINEERING MAI		200.00	220.00	.00	.00	.00	.00
	TOTAL ENGINEERING		200.00	220.00	.00	.00	.00	.00
720	ENGINEERING							
	28172020	ENGINEERING MAI						
	28172020 4028	PROF FEES	38,000.00	38,000.00	.00	.00	.00	.00
	TOTAL ENGINEERING MAI		38,000.00	38,000.00	.00	.00	.00	.00
	TOTAL ENGINEERING		38,000.00	38,000.00	.00	.00	.00	.00
720	ENGINEERING							
	28172020	ENGINEERING MAI						
	28172020 4071	EDU&TRAIN	1,500.00	1,600.00	.00	.00	.00	.00
	TOTAL ENGINEERING MAI		1,500.00	1,600.00	.00	.00	.00	.00
	TOTAL ENGINEERING		1,500.00	1,600.00	.00	.00	.00	.00
720	ENGINEERING							
	28172020	ENGINEERING MAI						
	28172020 4092	GAS & FUEL	2,000.00	2,200.00	.00	.00	.00	.00
	TOTAL ENGINEERING MAI		2,000.00	2,200.00	.00	.00	.00	.00
	TOTAL ENGINEERING		2,000.00	2,200.00	.00	.00	.00	.00
720	ENGINEERING							



08/07/2013 16:04
mhernandez

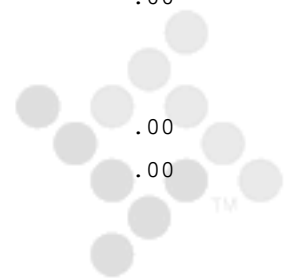
CITY OF MONROVIA - LIVE
PROJECTION 1315 / BUDGET ENTRY FUTURE YRS REPORT

PG 96
bgnyrpts

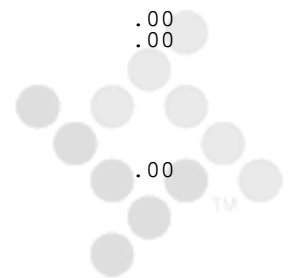
ORG	OBJECT PROJ	DESC	2014	2015	2016	2017	2018	2019
28172020 ENGINEERING MAI								
	28172020 4096	SHPEQMAINT	2,500.00	2,700.00	.00	.00	.00	.00
	TOTAL ENGINEERING MAI		2,500.00	2,700.00	.00	.00	.00	.00
	TOTAL ENGINEERING		2,500.00	2,700.00	.00	.00	.00	.00
720	ENGINEERING							
28172020 ENGINEERING MAI								
	28172020 4097	VEHCL MTCE	3,500.00	3,700.00	.00	.00	.00	.00
	TOTAL ENGINEERING MAI		3,500.00	3,700.00	.00	.00	.00	.00
	TOTAL ENGINEERING		3,500.00	3,700.00	.00	.00	.00	.00
720	ENGINEERING							
28172020 ENGINEERING MAI								
	28172020 4105	MEMB&DUES	500.00	550.00	.00	.00	.00	.00
	TOTAL ENGINEERING MAI		500.00	550.00	.00	.00	.00	.00
	TOTAL ENGINEERING		500.00	550.00	.00	.00	.00	.00
720	ENGINEERING							
28172020 ENGINEERING MAI								
	28172020 4108	BKS/SUBS	150.00	150.00	.00	.00	.00	.00
	TOTAL ENGINEERING MAI		150.00	150.00	.00	.00	.00	.00
	TOTAL ENGINEERING		150.00	150.00	.00	.00	.00	.00
720	ENGINEERING							
28172020 ENGINEERING MAI								
	28172020 4115	OFFCE SUPP	1,000.00	1,000.00	.00	.00	.00	.00
	TOTAL ENGINEERING MAI		1,000.00	1,000.00	.00	.00	.00	.00
	TOTAL ENGINEERING		1,000.00	1,000.00	.00	.00	.00	.00
720	ENGINEERING							
28172020 ENGINEERING MAI								
	28172020 4120	COMP MICE	2,500.00	2,500.00	.00	.00	.00	.00
	TOTAL ENGINEERING MAI		2,500.00	2,500.00	.00	.00	.00	.00
	TOTAL ENGINEERING		2,500.00	2,500.00	.00	.00	.00	.00



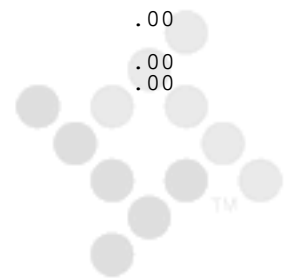
ORG	OBJECT PROJ	DESC	2014	2015	2016	2017	2018	2019
720	ENGINEERING							
28172020	ENGINEERING MAI							
	28172020 4124	MAINTSUPP	150.00	160.00	.00	.00	.00	.00
	TOTAL ENGINEERING MAI		150.00	160.00	.00	.00	.00	.00
	TOTAL ENGINEERING		150.00	160.00	.00	.00	.00	.00
720	ENGINEERING							
28172020	ENGINEERING MAI							
	28172020 4132	POSTAGE	170.00	180.00	.00	.00	.00	.00
	TOTAL ENGINEERING MAI		170.00	180.00	.00	.00	.00	.00
	TOTAL ENGINEERING		170.00	180.00	.00	.00	.00	.00
720	ENGINEERING							
28172020	ENGINEERING MAI							
	28172020 4135	PRINTING	500.00	550.00	.00	.00	.00	.00
	TOTAL ENGINEERING MAI		500.00	550.00	.00	.00	.00	.00
	TOTAL ENGINEERING		500.00	550.00	.00	.00	.00	.00
720	ENGINEERING							
28172020	ENGINEERING MAI							
	28172020 4137	TVLCNFRMTG	600.00	700.00	.00	.00	.00	.00
	TOTAL ENGINEERING MAI		600.00	700.00	.00	.00	.00	.00
	TOTAL ENGINEERING		600.00	700.00	.00	.00	.00	.00
720	ENGINEERING							
28172020	ENGINEERING MAI							
	28172020 4193	INTRST EXP	500.00	500.00	.00	.00	.00	.00
	TOTAL ENGINEERING MAI		500.00	500.00	.00	.00	.00	.00
	TOTAL ENGINEERING		500.00	500.00	.00	.00	.00	.00
720	ENGINEERING							
28172021	ENGINEERING I/S							
	28172021 4078	SIR I/S CH	9,844.00	9,844.00	.00	.00	.00	.00
	TOTAL ENGINEERING I/S		9,844.00	9,844.00	.00	.00	.00	.00



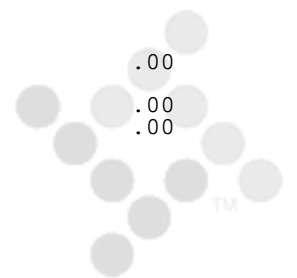
ORG	OBJECT PROJ	DESC	2014	2015	2016	2017	2018	2019
	TOTAL ENGINEERING		9,844.00	9,844.00	.00	.00	.00	.00
720	ENGINEERING							
	28172021	ENGINEERING I/S						
	28172021 4085	TEL I/SCHG	5,747.00	5,747.00	.00	.00	.00	.00
	TOTAL ENGINEERING I/S		5,747.00	5,747.00	.00	.00	.00	.00
	TOTAL ENGINEERING		5,747.00	5,747.00	.00	.00	.00	.00
720	ENGINEERING							
	28172021	ENGINEERING I/S						
	28172021 4086	CELPHNISCH	2,126.00	2,126.00	.00	.00	.00	.00
	TOTAL ENGINEERING I/S		2,126.00	2,126.00	.00	.00	.00	.00
	TOTAL ENGINEERING		2,126.00	2,126.00	.00	.00	.00	.00
720	ENGINEERING							
	28172021	ENGINEERING I/S						
	28172021 4102	FAC IS CHG	12,828.00	12,828.00	.00	.00	.00	.00
	TOTAL ENGINEERING I/S		12,828.00	12,828.00	.00	.00	.00	.00
	TOTAL ENGINEERING		12,828.00	12,828.00	.00	.00	.00	.00
720	ENGINEERING							
	28172021	ENGINEERING I/S						
	28172021 4104	IS I/S CHG	9,582.00	9,582.00	.00	.00	.00	.00
	TOTAL ENGINEERING I/S		9,582.00	9,582.00	.00	.00	.00	.00
	TOTAL ENGINEERING		9,582.00	9,582.00	.00	.00	.00	.00
720	ENGINEERING							
	28172021	ENGINEERING I/S						
	28172021 4111	VHISCHEQPL	4,000.00	4,000.00	.00	.00	.00	.00
	TOTAL ENGINEERING I/S		4,000.00	4,000.00	.00	.00	.00	.00
	TOTAL ENGINEERING		4,000.00	4,000.00	.00	.00	.00	.00
720	ENGINEERING							
	28172022	ENGINEERING TRA						
	28172022 4228	TRSFER OUT	45,321.00	45,321.00	.00	.00	.00	.00



ORG	OBJECT PROJ	DESC	2014	2015	2016	2017	2018	2019
	TOTAL ENGINEERING TRA		45,321.00	45,321.00	.00	.00	.00	.00
	TOTAL ENGINEERING		45,321.00	45,321.00	.00	.00	.00	.00
227	UTILITY BILLING							
41122710	UTILITY BILLING							
41122710 4000	FTSALARIES		313,161.00	320,764.00	.00	.00	.00	.00
	TOTAL UTILITY BILLING		313,161.00	320,764.00	.00	.00	.00	.00
	TOTAL UTILITY BILLING		313,161.00	320,764.00	.00	.00	.00	.00
227	UTILITY BILLING							
41122710	UTILITY BILLING							
41122710 4013	WRKCOMPINS		10,961.00	11,188.00	.00	.00	.00	.00
	TOTAL UTILITY BILLING		10,961.00	11,188.00	.00	.00	.00	.00
	TOTAL UTILITY BILLING		10,961.00	11,188.00	.00	.00	.00	.00
227	UTILITY BILLING							
41122710	UTILITY BILLING							
41122710 4014	UNEMPLYINS		1,412.00	1,447.00	.00	.00	.00	.00
	TOTAL UTILITY BILLING		1,412.00	1,447.00	.00	.00	.00	.00
	TOTAL UTILITY BILLING		1,412.00	1,447.00	.00	.00	.00	.00
227	UTILITY BILLING							
41122710	UTILITY BILLING							
41122710 4015	SS MEDICRE		4,147.00	4,257.00	.00	.00	.00	.00
	TOTAL UTILITY BILLING		4,147.00	4,257.00	.00	.00	.00	.00
	TOTAL UTILITY BILLING		4,147.00	4,257.00	.00	.00	.00	.00
227	UTILITY BILLING							
41122710	UTILITY BILLING							
41122710 4016	GRPINSUR		29,215.00	29,215.00	.00	.00	.00	.00
	TOTAL UTILITY BILLING		29,215.00	29,215.00	.00	.00	.00	.00
	TOTAL UTILITY BILLING		29,215.00	29,215.00	.00	.00	.00	.00
227	UTILITY BILLING							
41122710	UTILITY BILLING							



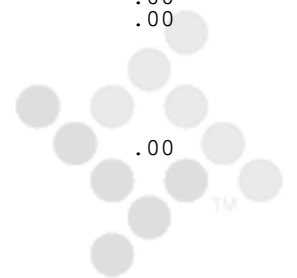
ORG	OBJECT PROJ	DESC	2014	2015	2016	2017	2018	2019
	41122710 4017	LIFE INS	175.00	175.00	.00	.00	.00	.00
	TOTAL UTILITY BILLING		175.00	175.00	.00	.00	.00	.00
	TOTAL UTILITY BILLING		175.00	175.00	.00	.00	.00	.00
227	UTILITY BILLING							
41122710	UTILITY BILLING							
	41122710 4018	DEFCMP/EMP	360.00	360.00	.00	.00	.00	.00
	TOTAL UTILITY BILLING		360.00	360.00	.00	.00	.00	.00
	TOTAL UTILITY BILLING		360.00	360.00	.00	.00	.00	.00
227	UTILITY BILLING							
41122710	UTILITY BILLING							
	41122710 4019	L/T DISBLY	4,471.00	4,581.00	.00	.00	.00	.00
	TOTAL UTILITY BILLING		4,471.00	4,581.00	.00	.00	.00	.00
	TOTAL UTILITY BILLING		4,471.00	4,581.00	.00	.00	.00	.00
227	UTILITY BILLING							
41122710	UTILITY BILLING							
	41122710 4020	PERS-EMPLR	83,865.00	91,692.00	.00	.00	.00	.00
	TOTAL UTILITY BILLING		83,865.00	91,692.00	.00	.00	.00	.00
	TOTAL UTILITY BILLING		83,865.00	91,692.00	.00	.00	.00	.00
227	UTILITY BILLING							
41122710	UTILITY BILLING							
	41122710 4142	AUTRMBPERSL	720.00	720.00	.00	.00	.00	.00
	TOTAL UTILITY BILLING		720.00	720.00	.00	.00	.00	.00
	TOTAL UTILITY BILLING		720.00	720.00	.00	.00	.00	.00
227	UTILITY BILLING							
41122710	UTILITY BILLING							
	41122710 4265	RETIREEMED	1,040.00	1,079.00	.00	.00	.00	.00
	TOTAL UTILITY BILLING		1,040.00	1,079.00	.00	.00	.00	.00
	TOTAL UTILITY BILLING		1,040.00	1,079.00	.00	.00	.00	.00
227	UTILITY BILLING							



ORG	OBJECT PROJ	DESC	2014	2015	2016	2017	2018	2019
41122720 UTILITY BILLING								
	41122720 4028	PROF FEES	22,000.00	22,000.00	.00	.00	.00	.00
		TOTAL UTILITY BILLING	22,000.00	22,000.00	.00	.00	.00	.00
		TOTAL UTILITY BILLING	22,000.00	22,000.00	.00	.00	.00	.00
227 UTILITY BILLING								
41122720 UTILITY BILLING								
	41122720 4071	EDU&TRAIN	500.00	500.00	.00	.00	.00	.00
		TOTAL UTILITY BILLING	500.00	500.00	.00	.00	.00	.00
		TOTAL UTILITY BILLING	500.00	500.00	.00	.00	.00	.00
227 UTILITY BILLING								
41122720 UTILITY BILLING								
	41122720 4115	OFFCE SUPP	2,500.00	2,500.00	.00	.00	.00	.00
		TOTAL UTILITY BILLING	2,500.00	2,500.00	.00	.00	.00	.00
		TOTAL UTILITY BILLING	2,500.00	2,500.00	.00	.00	.00	.00
227 UTILITY BILLING								
41122720 UTILITY BILLING								
	41122720 4124	MAINTSUPP	500.00	500.00	.00	.00	.00	.00
		TOTAL UTILITY BILLING	500.00	500.00	.00	.00	.00	.00
		TOTAL UTILITY BILLING	500.00	500.00	.00	.00	.00	.00
227 UTILITY BILLING								
41122720 UTILITY BILLING								
	41122720 4132	POSTAGE	49,000.00	49,000.00	.00	.00	.00	.00
		TOTAL UTILITY BILLING	49,000.00	49,000.00	.00	.00	.00	.00
		TOTAL UTILITY BILLING	49,000.00	49,000.00	.00	.00	.00	.00
227 UTILITY BILLING								
41122720 UTILITY BILLING								
	41122720 4135	PRINTING	26,000.00	26,000.00	.00	.00	.00	.00
		TOTAL UTILITY BILLING	26,000.00	26,000.00	.00	.00	.00	.00
		TOTAL UTILITY BILLING	26,000.00	26,000.00	.00	.00	.00	.00



ORG	OBJECT PROJ	DESC	2014	2015	2016	2017	2018	2019
227	UTILITY BILLING							
41122720	UTILITY BILLING							
41122720 4160		MISC EXP	600.00	600.00	.00	.00	.00	.00
	TOTAL UTILITY BILLING		600.00	600.00	.00	.00	.00	.00
	TOTAL UTILITY BILLING		600.00	600.00	.00	.00	.00	.00
227	UTILITY BILLING							
41122720	UTILITY BILLING							
41122720 4300		LCKBX FEES	30,000.00	30,000.00	.00	.00	.00	.00
	TOTAL UTILITY BILLING		30,000.00	30,000.00	.00	.00	.00	.00
	TOTAL UTILITY BILLING		30,000.00	30,000.00	.00	.00	.00	.00
227	UTILITY BILLING							
41122721	UTILITY BILLING							
41122721 4078		SIR I/S CH	15,679.00	15,679.00	.00	.00	.00	.00
	TOTAL UTILITY BILLING		15,679.00	15,679.00	.00	.00	.00	.00
	TOTAL UTILITY BILLING		15,679.00	15,679.00	.00	.00	.00	.00
227	UTILITY BILLING							
41122721	UTILITY BILLING							
41122721 4085		TEL I/SCHG	4,789.00	4,789.00	.00	.00	.00	.00
	TOTAL UTILITY BILLING		4,789.00	4,789.00	.00	.00	.00	.00
	TOTAL UTILITY BILLING		4,789.00	4,789.00	.00	.00	.00	.00
227	UTILITY BILLING							
41122721	UTILITY BILLING							
41122721 4102		FAC IS CHG	24,250.00	24,250.00	.00	.00	.00	.00
	TOTAL UTILITY BILLING		24,250.00	24,250.00	.00	.00	.00	.00
	TOTAL UTILITY BILLING		24,250.00	24,250.00	.00	.00	.00	.00
227	UTILITY BILLING							
41122721	UTILITY BILLING							
41122721 4103		FINCOMPI/S	114,545.00	114,545.00	.00	.00	.00	.00

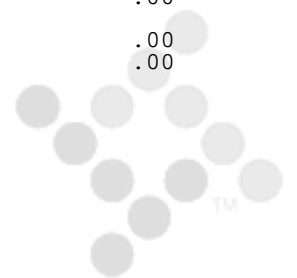


08/07/2013 16:04
mhernandez

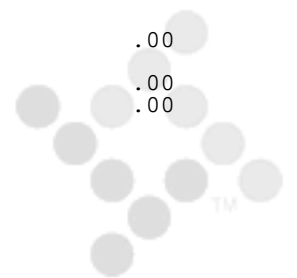
CITY OF MONROVIA - LIVE
PROJECTION 1315 / BUDGET ENTRY FUTURE YRS REPORT

PG 103
bgnyrpts

ORG	OBJECT PROJ	DESC	2014	2015	2016	2017	2018	2019
	TOTAL UTILITY BILLING		114,545.00	114,545.00	.00	.00	.00	.00
	TOTAL UTILITY BILLING		114,545.00	114,545.00	.00	.00	.00	.00
227	UTILITY BILLING							
41122721	UTILITY BILLING							
41122721	4104	IS I/S CHG	7,985.00	7,985.00	.00	.00	.00	.00
	TOTAL UTILITY BILLING		7,985.00	7,985.00	.00	.00	.00	.00
	TOTAL UTILITY BILLING		7,985.00	7,985.00	.00	.00	.00	.00
227	UTILITY BILLING							
41122722	UTILITY BILLING							
41122722	4228	TRFSR OUT	86,829.00	86,829.00	.00	.00	.00	.00
	TOTAL UTILITY BILLING		86,829.00	86,829.00	.00	.00	.00	.00
	TOTAL UTILITY BILLING		86,829.00	86,829.00	.00	.00	.00	.00
741	WATER SERVICES							
41174110	WATER SERVICE M							
41174110	4000	FTSALARIES	985,198.00	1,001,062.00	.00	.00	.00	.00
	TOTAL WATER SERVICE M		985,198.00	1,001,062.00	.00	.00	.00	.00
	TOTAL WATER SERVICES		985,198.00	1,001,062.00	.00	.00	.00	.00
741	WATER SERVICES							
41174110	WATER SERVICE M							
41174110	4004	PTSALARIES	5,150.00	5,150.00	.00	.00	.00	.00
	TOTAL WATER SERVICE M		5,150.00	5,150.00	.00	.00	.00	.00
	TOTAL WATER SERVICES		5,150.00	5,150.00	.00	.00	.00	.00
741	WATER SERVICES							
41174110	WATER SERVICE M							
41174110	4005	OTSALARIES	40,675.00	40,675.00	.00	.00	.00	.00
	TOTAL WATER SERVICE M		40,675.00	40,675.00	.00	.00	.00	.00
	TOTAL WATER SERVICES		40,675.00	40,675.00	.00	.00	.00	.00
741	WATER SERVICES							
41174110	WATER SERVICE M							



ORG	OBJECT PROJ	DESC	2014	2015	2016	2017	2018	2019
	41174110 4013	WRKCOMPINS	68,699.00	69,519.00	.00	.00	.00	.00
	TOTAL WATER SERVICE M		68,699.00	69,519.00	.00	.00	.00	.00
	TOTAL WATER SERVICES		68,699.00	69,519.00	.00	.00	.00	.00
741	WATER SERVICES							
	41174110 WATER SERVICE M							
	41174110 4014	UNEMPLYINS	4,645.00	4,716.00	.00	.00	.00	.00
	TOTAL WATER SERVICE M		4,645.00	4,716.00	.00	.00	.00	.00
	TOTAL WATER SERVICES		4,645.00	4,716.00	.00	.00	.00	.00
741	WATER SERVICES							
	41174110 WATER SERVICE M							
	41174110 4015	SS MEDICRE	14,980.00	15,210.00	.00	.00	.00	.00
	TOTAL WATER SERVICE M		14,980.00	15,210.00	.00	.00	.00	.00
	TOTAL WATER SERVICES		14,980.00	15,210.00	.00	.00	.00	.00
741	WATER SERVICES							
	41174110 WATER SERVICE M							
	41174110 4016	GRPINSUR	88,786.00	88,786.00	.00	.00	.00	.00
	TOTAL WATER SERVICE M		88,786.00	88,786.00	.00	.00	.00	.00
	TOTAL WATER SERVICES		88,786.00	88,786.00	.00	.00	.00	.00
741	WATER SERVICES							
	41174110 WATER SERVICE M							
	41174110 4017	LIFE INS	274.00	287.00	.00	.00	.00	.00
	TOTAL WATER SERVICE M		274.00	287.00	.00	.00	.00	.00
	TOTAL WATER SERVICES		274.00	287.00	.00	.00	.00	.00
741	WATER SERVICES							
	41174110 WATER SERVICE M							
	41174110 4018	DEFCMP/EMP	600.00	600.00	.00	.00	.00	.00
	TOTAL WATER SERVICE M		600.00	600.00	.00	.00	.00	.00
	TOTAL WATER SERVICES		600.00	600.00	.00	.00	.00	.00
741	WATER SERVICES							



ORG	OBJECT PROJ	DESC	2014	2015	2016	2017	2018	2019
41174110 WATER SERVICE M								
	41174110 4019	L/T DISBLY	14,164.00	14,391.00	.00	.00	.00	.00
	TOTAL WATER SERVICE M		14,164.00	14,391.00	.00	.00	.00	.00
	TOTAL WATER SERVICES		14,164.00	14,391.00	.00	.00	.00	.00
741 WATER SERVICES								
41174110 WATER SERVICE M								
	41174110 4020	PERS-EMPLR	266,664.00	289,399.00	.00	.00	.00	.00
	TOTAL WATER SERVICE M		266,664.00	289,399.00	.00	.00	.00	.00
	TOTAL WATER SERVICES		266,664.00	289,399.00	.00	.00	.00	.00
741 WATER SERVICES								
41174110 WATER SERVICE M								
	41174110 4021	PT PERSEMP	193.00	193.00	.00	.00	.00	.00
	TOTAL WATER SERVICE M		193.00	193.00	.00	.00	.00	.00
	TOTAL WATER SERVICES		193.00	193.00	.00	.00	.00	.00
741 WATER SERVICES								
41174110 WATER SERVICE M								
	41174110 4142	AUTRMBPSSL	1,200.00	1,200.00	.00	.00	.00	.00
	TOTAL WATER SERVICE M		1,200.00	1,200.00	.00	.00	.00	.00
	TOTAL WATER SERVICES		1,200.00	1,200.00	.00	.00	.00	.00
741 WATER SERVICES								
41174110 WATER SERVICE M								
	41174110 4265	RETIREEMED	2,945.00	3,046.00	.00	.00	.00	.00
	TOTAL WATER SERVICE M		2,945.00	3,046.00	.00	.00	.00	.00
	TOTAL WATER SERVICES		2,945.00	3,046.00	.00	.00	.00	.00
741 WATER SERVICES								
41174120 WATER SERVICE M								
	41174120 4022	ADVERTISNG	5,000.00	5,000.00	.00	.00	.00	.00
	TOTAL WATER SERVICE M		5,000.00	5,000.00	.00	.00	.00	.00
	TOTAL WATER SERVICES		5,000.00	5,000.00	.00	.00	.00	.00

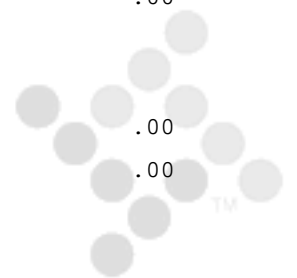


08/07/2013 16:04
mhernandez

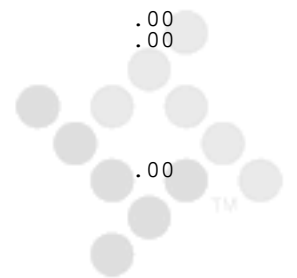
CITY OF MONROVIA - LIVE
PROJECTION 1315 / BUDGET ENTRY FUTURE YRS REPORT

PG 106
bgnyrpts

ORG	OBJECT PROJ	DESC	2014	2015	2016	2017	2018	2019
741	WATER SERVICES							
41174120	WATER SERVICE M							
	41174120 4025	CLTH&PRSEX	9,000.00	9,000.00	.00	.00	.00	.00
	TOTAL WATER SERVICE M		9,000.00	9,000.00	.00	.00	.00	.00
	TOTAL WATER SERVICES		9,000.00	9,000.00	.00	.00	.00	.00
741	WATER SERVICES							
41174120	WATER SERVICE M							
	41174120 4028	PROF FEES	250,000.00	250,000.00	.00	.00	.00	.00
	TOTAL WATER SERVICE M		250,000.00	250,000.00	.00	.00	.00	.00
	TOTAL WATER SERVICES		250,000.00	250,000.00	.00	.00	.00	.00
741	WATER SERVICES							
41174120	WATER SERVICE M							
	41174120 4032	CNTPVNGSVC	50,000.00	50,000.00	.00	.00	.00	.00
	TOTAL WATER SERVICE M		50,000.00	50,000.00	.00	.00	.00	.00
	TOTAL WATER SERVICES		50,000.00	50,000.00	.00	.00	.00	.00
741	WATER SERVICES							
41174120	WATER SERVICE M							
	41174120 4038	SPCL SERV	2,000.00	2,000.00	.00	.00	.00	.00
	TOTAL WATER SERVICE M		2,000.00	2,000.00	.00	.00	.00	.00
	TOTAL WATER SERVICES		2,000.00	2,000.00	.00	.00	.00	.00
741	WATER SERVICES							
41174120	WATER SERVICE M							
	41174120 4070	MTRREADCHG	50,000.00	50,000.00	.00	.00	.00	.00
	TOTAL WATER SERVICE M		50,000.00	50,000.00	.00	.00	.00	.00
	TOTAL WATER SERVICES		50,000.00	50,000.00	.00	.00	.00	.00
741	WATER SERVICES							
41174120	WATER SERVICE M							
	41174120 4071	EDU&TRAIN	4,000.00	4,000.00	.00	.00	.00	.00
	TOTAL WATER SERVICE M		4,000.00	4,000.00	.00	.00	.00	.00



ORG	OBJECT PROJ	DESC	2014	2015	2016	2017	2018	2019
	TOTAL WATER SERVICES		4,000.00	4,000.00	.00	.00	.00	.00
741	WATER SERVICES							
	41174120 WATER SERVICE M							
	41174120 4092	GAS & FUEL	35,000.00	35,000.00	.00	.00	.00	.00
	TOTAL WATER SERVICE M		35,000.00	35,000.00	.00	.00	.00	.00
	TOTAL WATER SERVICES		35,000.00	35,000.00	.00	.00	.00	.00
741	WATER SERVICES							
	41174120 WATER SERVICE M							
	41174120 4096	SHPEQMAINT	750,000.00	750,000.00	.00	.00	.00	.00
	TOTAL WATER SERVICE M		750,000.00	750,000.00	.00	.00	.00	.00
	TOTAL WATER SERVICES		750,000.00	750,000.00	.00	.00	.00	.00
741	WATER SERVICES							
	41174120 WATER SERVICE M							
	41174120 4097	VEHCL MTCE	92,000.00	92,000.00	.00	.00	.00	.00
	TOTAL WATER SERVICE M		92,000.00	92,000.00	.00	.00	.00	.00
	TOTAL WATER SERVICES		92,000.00	92,000.00	.00	.00	.00	.00
741	WATER SERVICES							
	41174120 WATER SERVICE M							
	41174120 4105	MEMB&DUES	2,500.00	2,500.00	.00	.00	.00	.00
	TOTAL WATER SERVICE M		2,500.00	2,500.00	.00	.00	.00	.00
	TOTAL WATER SERVICES		2,500.00	2,500.00	.00	.00	.00	.00
741	WATER SERVICES							
	41174120 WATER SERVICE M							
	41174120 4108	BKS/SUBS	1,000.00	1,000.00	.00	.00	.00	.00
	TOTAL WATER SERVICE M		1,000.00	1,000.00	.00	.00	.00	.00
	TOTAL WATER SERVICES		1,000.00	1,000.00	.00	.00	.00	.00
741	WATER SERVICES							
	41174120 WATER SERVICE M							
	41174120 4110	EQUIP RNTL	2,000.00	2,000.00	.00	.00	.00	.00

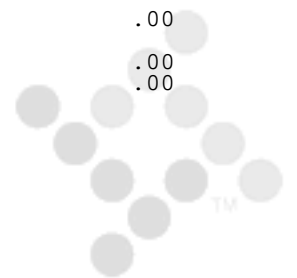


08/07/2013 16:04
mhernandez

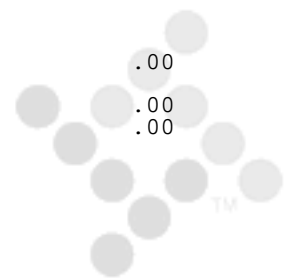
CITY OF MONROVIA - LIVE
PROJECTION 1315 / BUDGET ENTRY FUTURE YRS REPORT

PG 108
bgnyrpts

ORG	OBJECT PROJ	DESC	2014	2015	2016	2017	2018	2019
	TOTAL WATER SERVICE M		2,000.00	2,000.00	.00	.00	.00	.00
	TOTAL WATER SERVICES		2,000.00	2,000.00	.00	.00	.00	.00
741	WATER SERVICES							
41174120	WATER SERVICE M							
41174120 4115		OFFCE SUPP	4,000.00	4,000.00	.00	.00	.00	.00
	TOTAL WATER SERVICE M		4,000.00	4,000.00	.00	.00	.00	.00
	TOTAL WATER SERVICES		4,000.00	4,000.00	.00	.00	.00	.00
741	WATER SERVICES							
41174120	WATER SERVICE M							
41174120 4120		COMP MICE	8,000.00	8,000.00	.00	.00	.00	.00
	TOTAL WATER SERVICE M		8,000.00	8,000.00	.00	.00	.00	.00
	TOTAL WATER SERVICES		8,000.00	8,000.00	.00	.00	.00	.00
741	WATER SERVICES							
41174120	WATER SERVICE M							
41174120 4124		MAINTSUPP	242,000.00	242,000.00	.00	.00	.00	.00
	TOTAL WATER SERVICE M		242,000.00	242,000.00	.00	.00	.00	.00
	TOTAL WATER SERVICES		242,000.00	242,000.00	.00	.00	.00	.00
741	WATER SERVICES							
41174120	WATER SERVICE M							
41174120 4132		POSTAGE	600.00	600.00	.00	.00	.00	.00
	TOTAL WATER SERVICE M		600.00	600.00	.00	.00	.00	.00
	TOTAL WATER SERVICES		600.00	600.00	.00	.00	.00	.00
741	WATER SERVICES							
41174120	WATER SERVICE M							
41174120 4135		PRINTING	1,500.00	1,500.00	.00	.00	.00	.00
	TOTAL WATER SERVICE M		1,500.00	1,500.00	.00	.00	.00	.00
	TOTAL WATER SERVICES		1,500.00	1,500.00	.00	.00	.00	.00
741	WATER SERVICES							
41174120	WATER SERVICE M							



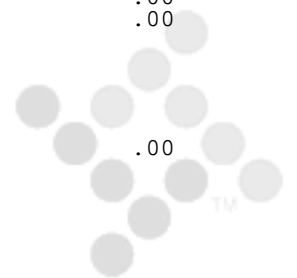
ORG	OBJECT PROJ	DESC	2014	2015	2016	2017	2018	2019
41174120	4137	TVLCNFRMTG	4,000.00	4,000.00	.00	.00	.00	.00
	TOTAL WATER SERVICE M		4,000.00	4,000.00	.00	.00	.00	.00
	TOTAL WATER SERVICES		4,000.00	4,000.00	.00	.00	.00	.00
741	WATER SERVICES							
41174120	WATER SERVICE M							
41174120	4146	ELECTRICTY	1,000,000.00	1,000,000.00	.00	.00	.00	.00
	TOTAL WATER SERVICE M		1,000,000.00	1,000,000.00	.00	.00	.00	.00
	TOTAL WATER SERVICES		1,000,000.00	1,000,000.00	.00	.00	.00	.00
741	WATER SERVICES							
41174120	WATER SERVICE M							
41174120	4149	TELEPHONE	2,100.00	2,100.00	.00	.00	.00	.00
	TOTAL WATER SERVICE M		2,100.00	2,100.00	.00	.00	.00	.00
	TOTAL WATER SERVICES		2,100.00	2,100.00	.00	.00	.00	.00
741	WATER SERVICES							
41174120	WATER SERVICE M							
41174120	4150	CELLPHONE	100.00	100.00	.00	.00	.00	.00
	TOTAL WATER SERVICE M		100.00	100.00	.00	.00	.00	.00
	TOTAL WATER SERVICES		100.00	100.00	.00	.00	.00	.00
741	WATER SERVICES							
41174120	WATER SERVICE M							
41174120	4156	WATR&TRASH	1,500.00	1,500.00	.00	.00	.00	.00
	TOTAL WATER SERVICE M		1,500.00	1,500.00	.00	.00	.00	.00
	TOTAL WATER SERVICES		1,500.00	1,500.00	.00	.00	.00	.00
741	WATER SERVICES							
41174120	WATER SERVICE M							
41174120	4157	UPRSV MWD	1,500.00	1,500.00	.00	.00	.00	.00
	TOTAL WATER SERVICE M		1,500.00	1,500.00	.00	.00	.00	.00
	TOTAL WATER SERVICES		1,500.00	1,500.00	.00	.00	.00	.00
741	WATER SERVICES							



ORG	OBJECT PROJ	DESC	2014	2015	2016	2017	2018	2019
41174120 WATER SERVICE M								
	41174120 4161	INLUFF EXP	241,748.00	241,748.00	.00	.00	.00	.00
	TOTAL WATER SERVICE M		241,748.00	241,748.00	.00	.00	.00	.00
	TOTAL WATER SERVICES		241,748.00	241,748.00	.00	.00	.00	.00
741	WATER SERVICES							
41174120 WATER SERVICE M								
	41174120 4162	INLUPRTXEX	163,944.00	163,944.00	.00	.00	.00	.00
	TOTAL WATER SERVICE M		163,944.00	163,944.00	.00	.00	.00	.00
	TOTAL WATER SERVICES		163,944.00	163,944.00	.00	.00	.00	.00
741	WATER SERVICES							
41174120 WATER SERVICE M								
	41174120 4268	PYMTPROFEE	12,000.00	12,000.00	.00	.00	.00	.00
	TOTAL WATER SERVICE M		12,000.00	12,000.00	.00	.00	.00	.00
	TOTAL WATER SERVICES		12,000.00	12,000.00	.00	.00	.00	.00
741	WATER SERVICES							
41174121 WATER SERVICE M								
	41174121 4078	SIR I/S CH	130,120.00	130,120.00	.00	.00	.00	.00
	TOTAL WATER SERVICE M		130,120.00	130,120.00	.00	.00	.00	.00
	TOTAL WATER SERVICES		130,120.00	130,120.00	.00	.00	.00	.00
741	WATER SERVICES							
41174121 WATER SERVICE M								
	41174121 4085	TEL I/SCHG	6,705.00	6,705.00	.00	.00	.00	.00
	TOTAL WATER SERVICE M		6,705.00	6,705.00	.00	.00	.00	.00
	TOTAL WATER SERVICES		6,705.00	6,705.00	.00	.00	.00	.00
741	WATER SERVICES							
41174121 WATER SERVICE M								
	41174121 4086	CELPHNISCH	4,961.00	4,961.00	.00	.00	.00	.00
	TOTAL WATER SERVICE M		4,961.00	4,961.00	.00	.00	.00	.00
	TOTAL WATER SERVICES		4,961.00	4,961.00	.00	.00	.00	.00



ORG	OBJECT PROJ	DESC	2014	2015	2016	2017	2018	2019
741	WATER SERVICES							
41174121	WATER SERVICE M							
41174121	4102	FAC IS CHG	94,816.00	94,816.00	.00	.00	.00	.00
	TOTAL WATER SERVICE M		94,816.00	94,816.00	.00	.00	.00	.00
	TOTAL WATER SERVICES		94,816.00	94,816.00	.00	.00	.00	.00
741	WATER SERVICES							
41174121	WATER SERVICE M							
41174121	4104	IS I/S CHG	11,179.00	11,179.00	.00	.00	.00	.00
	TOTAL WATER SERVICE M		11,179.00	11,179.00	.00	.00	.00	.00
	TOTAL WATER SERVICES		11,179.00	11,179.00	.00	.00	.00	.00
741	WATER SERVICES							
41174121	WATER SERVICE M							
41174121	4111	VHISCHEQPL	80,000.00	80,000.00	.00	.00	.00	.00
	TOTAL WATER SERVICE M		80,000.00	80,000.00	.00	.00	.00	.00
	TOTAL WATER SERVICES		80,000.00	80,000.00	.00	.00	.00	.00
741	WATER SERVICES							
41174122	WATER SERVICE T							
41174122	4228	TRSFRT OUT	1,235,401.00	1,235,401.00	.00	.00	.00	.00
	TOTAL WATER SERVICE T		1,235,401.00	1,235,401.00	.00	.00	.00	.00
	TOTAL WATER SERVICES		1,235,401.00	1,235,401.00	.00	.00	.00	.00
741	WATER SERVICES							
41174140	WATER SERVICE M							
41174140	4225	DPRCIATION	230,000.00	230,000.00	.00	.00	.00	.00
	TOTAL WATER SERVICE M		230,000.00	230,000.00	.00	.00	.00	.00
	TOTAL WATER SERVICES		230,000.00	230,000.00	.00	.00	.00	.00
746	SEWER AND SANIT							
42174610	SEWER & SANITAT							
42174610	4000	FTSALARIES	229,704.00	236,961.00	.00	.00	.00	.00

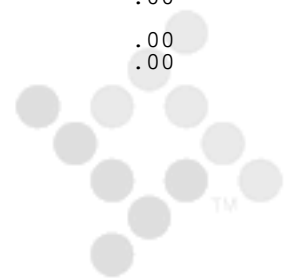


08/07/2013 16:04
mhernandez

CITY OF MONROVIA - LIVE
PROJECTION 1315 / BUDGET ENTRY FUTURE YRS REPORT

PG 112
bgnyrpts

ORG	OBJECT PROJ	DESC	2014	2015	2016	2017	2018	2019
	TOTAL SEWER & SANITAT		229,704.00	236,961.00	.00	.00	.00	.00
	TOTAL SEWER AND SANIT		229,704.00	236,961.00	.00	.00	.00	.00
746	SEWER AND SANIT							
42174610	SEWER & SANITAT							
42174610 4005		OTSALARIES	8,487.00	8,487.00	.00	.00	.00	.00
	TOTAL SEWER & SANITAT		8,487.00	8,487.00	.00	.00	.00	.00
	TOTAL SEWER AND SANIT		8,487.00	8,487.00	.00	.00	.00	.00
746	SEWER AND SANIT							
42174610	SEWER & SANITAT							
42174610 4013		WRKCOMPINS	14,193.00	14,585.00	.00	.00	.00	.00
	TOTAL SEWER & SANITAT		14,193.00	14,585.00	.00	.00	.00	.00
	TOTAL SEWER AND SANIT		14,193.00	14,585.00	.00	.00	.00	.00
746	SEWER AND SANIT							
42174610	SEWER & SANITAT							
42174610 4014		UNEMPLYINS	1,075.00	1,107.00	.00	.00	.00	.00
	TOTAL SEWER & SANITAT		1,075.00	1,107.00	.00	.00	.00	.00
	TOTAL SEWER AND SANIT		1,075.00	1,107.00	.00	.00	.00	.00
746	SEWER AND SANIT							
42174610	SEWER & SANITAT							
42174610 4015		SS MEDICRE	3,469.00	3,574.00	.00	.00	.00	.00
	TOTAL SEWER & SANITAT		3,469.00	3,574.00	.00	.00	.00	.00
	TOTAL SEWER AND SANIT		3,469.00	3,574.00	.00	.00	.00	.00
746	SEWER AND SANIT							
42174610	SEWER & SANITAT							
42174610 4016		GRPINSUR	19,106.00	19,106.00	.00	.00	.00	.00
	TOTAL SEWER & SANITAT		19,106.00	19,106.00	.00	.00	.00	.00
	TOTAL SEWER AND SANIT		19,106.00	19,106.00	.00	.00	.00	.00
746	SEWER AND SANIT							
42174610	SEWER & SANITAT							

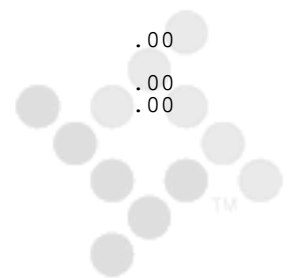


08/07/2013 16:04
mhernandez

CITY OF MONROVIA - LIVE
PROJECTION 1315 / BUDGET ENTRY FUTURE YRS REPORT

PG 113
bgnyrpts

ORG	OBJECT PROJ	DESC	2014	2015	2016	2017	2018	2019
	42174610 4017	LIFE INS	137.00	144.00	.00	.00	.00	.00
	TOTAL SEWER & SANITAT		137.00	144.00	.00	.00	.00	.00
	TOTAL SEWER AND SANIT		137.00	144.00	.00	.00	.00	.00
746	SEWER AND SANIT							
42174610	SEWER & SANITAT							
	42174610 4018	DEFCMP/EMP	300.00	300.00	.00	.00	.00	.00
	TOTAL SEWER & SANITAT		300.00	300.00	.00	.00	.00	.00
	TOTAL SEWER AND SANIT		300.00	300.00	.00	.00	.00	.00
746	SEWER AND SANIT							
42174610	SEWER & SANITAT							
	42174610 4019	L/T DISBLY	3,294.00	3,398.00	.00	.00	.00	.00
	TOTAL SEWER & SANITAT		3,294.00	3,398.00	.00	.00	.00	.00
	TOTAL SEWER AND SANIT		3,294.00	3,398.00	.00	.00	.00	.00
746	SEWER AND SANIT							
42174610	SEWER & SANITAT							
	42174610 4020	PERS-EMPLR	61,336.00	67,497.00	.00	.00	.00	.00
	TOTAL SEWER & SANITAT		61,336.00	67,497.00	.00	.00	.00	.00
	TOTAL SEWER AND SANIT		61,336.00	67,497.00	.00	.00	.00	.00
746	SEWER AND SANIT							
42174610	SEWER & SANITAT							
	42174610 4142	AUTRMBPRSL	600.00	600.00	.00	.00	.00	.00
	TOTAL SEWER & SANITAT		600.00	600.00	.00	.00	.00	.00
	TOTAL SEWER AND SANIT		600.00	600.00	.00	.00	.00	.00
746	SEWER AND SANIT							
42174610	SEWER & SANITAT							
	42174610 4265	RETIREEMED	657.00	657.00	.00	.00	.00	.00
	TOTAL SEWER & SANITAT		657.00	657.00	.00	.00	.00	.00
	TOTAL SEWER AND SANIT		657.00	657.00	.00	.00	.00	.00
746	SEWER AND SANIT							



08/07/2013 16:04
mhernandez

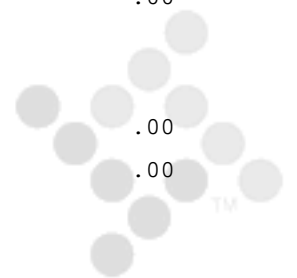
CITY OF MONROVIA - LIVE
PROJECTION 1315 / BUDGET ENTRY FUTURE YRS REPORT

PG 114
bgnyrpts

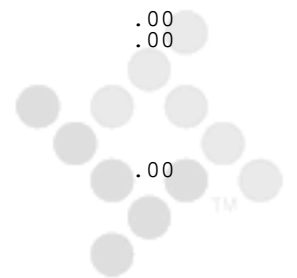
ORG	OBJECT PROJ	DESC	2014	2015	2016	2017	2018	2019
42174620 SEWER & SANITAT								
	42174620 4025	CLTH&PRSEX	1,250.00	1,250.00	.00	.00	.00	.00
	TOTAL SEWER & SANITAT		1,250.00	1,250.00	.00	.00	.00	.00
	TOTAL SEWER AND SANIT		1,250.00	1,250.00	.00	.00	.00	.00
746	SEWER AND SANIT							
42174620 SEWER & SANITAT								
	42174620 4028	PROF FEES	4,000.00	4,000.00	.00	.00	.00	.00
	TOTAL SEWER & SANITAT		4,000.00	4,000.00	.00	.00	.00	.00
	TOTAL SEWER AND SANIT		4,000.00	4,000.00	.00	.00	.00	.00
746	SEWER AND SANIT							
42174620 SEWER & SANITAT								
	42174620 4032	CNTPVNGSVC	4,000.00	4,000.00	.00	.00	.00	.00
	TOTAL SEWER & SANITAT		4,000.00	4,000.00	.00	.00	.00	.00
	TOTAL SEWER AND SANIT		4,000.00	4,000.00	.00	.00	.00	.00
746	SEWER AND SANIT							
42174620 SEWER & SANITAT								
	42174620 4071	EDU&TRAIN	750.00	750.00	.00	.00	.00	.00
	TOTAL SEWER & SANITAT		750.00	750.00	.00	.00	.00	.00
	TOTAL SEWER AND SANIT		750.00	750.00	.00	.00	.00	.00
746	SEWER AND SANIT							
42174620 SEWER & SANITAT								
	42174620 4092	GAS & FUEL	7,500.00	7,500.00	.00	.00	.00	.00
	TOTAL SEWER & SANITAT		7,500.00	7,500.00	.00	.00	.00	.00
	TOTAL SEWER AND SANIT		7,500.00	7,500.00	.00	.00	.00	.00
746	SEWER AND SANIT							
42174620 SEWER & SANITAT								
	42174620 4096	SHPEQMAINT	4,000.00	4,000.00	.00	.00	.00	.00
	TOTAL SEWER & SANITAT		4,000.00	4,000.00	.00	.00	.00	.00
	TOTAL SEWER AND SANIT		4,000.00	4,000.00	.00	.00	.00	.00



ORG	OBJECT PROJ	DESC	2014	2015	2016	2017	2018	2019
746	SEWER AND SANIT							
42174620	SEWER & SANITAT							
42174620 4097		VEHCL MTCE	13,000.00	13,000.00	.00	.00	.00	.00
	TOTAL SEWER & SANITAT		13,000.00	13,000.00	.00	.00	.00	.00
	TOTAL SEWER AND SANIT		13,000.00	13,000.00	.00	.00	.00	.00
746	SEWER AND SANIT							
42174620	SEWER & SANITAT							
42174620 4105		MEMB&DUES	250.00	250.00	.00	.00	.00	.00
	TOTAL SEWER & SANITAT		250.00	250.00	.00	.00	.00	.00
	TOTAL SEWER AND SANIT		250.00	250.00	.00	.00	.00	.00
746	SEWER AND SANIT							
42174620	SEWER & SANITAT							
42174620 4110		EQUIP RNTL	500.00	500.00	.00	.00	.00	.00
	TOTAL SEWER & SANITAT		500.00	500.00	.00	.00	.00	.00
	TOTAL SEWER AND SANIT		500.00	500.00	.00	.00	.00	.00
746	SEWER AND SANIT							
42174620	SEWER & SANITAT							
42174620 4115		OFFCE SUPP	100.00	100.00	.00	.00	.00	.00
	TOTAL SEWER & SANITAT		100.00	100.00	.00	.00	.00	.00
	TOTAL SEWER AND SANIT		100.00	100.00	.00	.00	.00	.00
746	SEWER AND SANIT							
42174620	SEWER & SANITAT							
42174620 4120		COMP MICE	1,000.00	1,000.00	.00	.00	.00	.00
	TOTAL SEWER & SANITAT		1,000.00	1,000.00	.00	.00	.00	.00
	TOTAL SEWER AND SANIT		1,000.00	1,000.00	.00	.00	.00	.00
746	SEWER AND SANIT							
42174620	SEWER & SANITAT							
42174620 4124		MAINTSUPP	10,000.00	10,000.00	.00	.00	.00	.00
	TOTAL SEWER & SANITAT		10,000.00	10,000.00	.00	.00	.00	.00



ORG	OBJECT PROJ	DESC	2014	2015	2016	2017	2018	2019
	TOTAL SEWER AND SANIT		10,000.00	10,000.00	.00	.00	.00	.00
746	SEWER AND SANIT							
	42174620	SEWER & SANITAT						
	42174620 4135	PRINTING	500.00	500.00	.00	.00	.00	.00
	TOTAL SEWER & SANITAT		500.00	500.00	.00	.00	.00	.00
	TOTAL SEWER AND SANIT		500.00	500.00	.00	.00	.00	.00
746	SEWER AND SANIT							
	42174620	SEWER & SANITAT						
	42174620 4161	INLUFF EXP	31,200.00	31,200.00	.00	.00	.00	.00
	TOTAL SEWER & SANITAT		31,200.00	31,200.00	.00	.00	.00	.00
	TOTAL SEWER AND SANIT		31,200.00	31,200.00	.00	.00	.00	.00
746	SEWER AND SANIT							
	42174620	SEWER & SANITAT						
	42174620 4162	INLUPRTXEX	63,820.00	63,820.00	.00	.00	.00	.00
	TOTAL SEWER & SANITAT		63,820.00	63,820.00	.00	.00	.00	.00
	TOTAL SEWER AND SANIT		63,820.00	63,820.00	.00	.00	.00	.00
746	SEWER AND SANIT							
	42174621	SEWER & SANITAT						
	42174621 4078	SIR I/S CH	30,338.00	30,338.00	.00	.00	.00	.00
	TOTAL SEWER & SANITAT		30,338.00	30,338.00	.00	.00	.00	.00
	TOTAL SEWER AND SANIT		30,338.00	30,338.00	.00	.00	.00	.00
746	SEWER AND SANIT							
	42174621	SEWER & SANITAT						
	42174621 4085	TEL I/SCHG	6,705.00	6,705.00	.00	.00	.00	.00
	TOTAL SEWER & SANITAT		6,705.00	6,705.00	.00	.00	.00	.00
	TOTAL SEWER AND SANIT		6,705.00	6,705.00	.00	.00	.00	.00
746	SEWER AND SANIT							
	42174621	SEWER & SANITAT						
	42174621 4086	CELPHNISCH	4,961.00	4,961.00	.00	.00	.00	.00

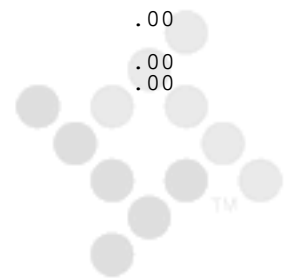


08/07/2013 16:04
mhernandez

CITY OF MONROVIA - LIVE
PROJECTION 1315 / BUDGET ENTRY FUTURE YRS REPORT

PG 117
bgnyrpts

ORG	OBJECT PROJ	DESC	2014	2015	2016	2017	2018	2019
	TOTAL SEWER & SANITAT		4,961.00	4,961.00	.00	.00	.00	.00
	TOTAL SEWER AND SANIT		4,961.00	4,961.00	.00	.00	.00	.00
746	SEWER AND SANIT							
42174621	SEWER & SANITAT							
42174621 4102	FAC IS CHG		19,521.00	19,521.00	.00	.00	.00	.00
	TOTAL SEWER & SANITAT		19,521.00	19,521.00	.00	.00	.00	.00
	TOTAL SEWER AND SANIT		19,521.00	19,521.00	.00	.00	.00	.00
746	SEWER AND SANIT							
42174621	SEWER & SANITAT							
42174621 4104	IS I/S CHG		11,179.00	11,179.00	.00	.00	.00	.00
	TOTAL SEWER & SANITAT		11,179.00	11,179.00	.00	.00	.00	.00
	TOTAL SEWER AND SANIT		11,179.00	11,179.00	.00	.00	.00	.00
746	SEWER AND SANIT							
42174621	SEWER & SANITAT							
42174621 4111	VHISCHEQPL		15,000.00	15,000.00	.00	.00	.00	.00
	TOTAL SEWER & SANITAT		15,000.00	15,000.00	.00	.00	.00	.00
	TOTAL SEWER AND SANIT		15,000.00	15,000.00	.00	.00	.00	.00
746	SEWER AND SANIT							
42174622	SEWER & SANITAT							
42174622 4228	TRSFRT OUT		236,667.00	236,667.00	.00	.00	.00	.00
	TOTAL SEWER & SANITAT		236,667.00	236,667.00	.00	.00	.00	.00
	TOTAL SEWER AND SANIT		236,667.00	236,667.00	.00	.00	.00	.00
746	SEWER AND SANIT							
42174640	SEWER & SANITAT							
42174640 4225	DPRCIATION		120,000.00	120,000.00	.00	.00	.00	.00
	TOTAL SEWER & SANITAT		120,000.00	120,000.00	.00	.00	.00	.00
	TOTAL SEWER AND SANIT		120,000.00	120,000.00	.00	.00	.00	.00
737	STORM DRAIN MAI							
42373710	STORM MAINT PER							



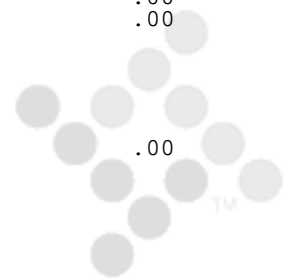
ORG	OBJECT PROJ	DESC	2014	2015	2016	2017	2018	2019
42373710	4000	FTSALARIES	47,049.00	47,481.00	.00	.00	.00	.00
	TOTAL STORM MAINT PER		47,049.00	47,481.00	.00	.00	.00	.00
	TOTAL STORM DRAIN MAI		47,049.00	47,481.00	.00	.00	.00	.00
737	STORM DRAIN MAI							
42373710	STORM MAINT PER							
42373710	4013	WRKCOMPINS	2,057.00	2,072.00	.00	.00	.00	.00
	TOTAL STORM MAINT PER		2,057.00	2,072.00	.00	.00	.00	.00
	TOTAL STORM DRAIN MAI		2,057.00	2,072.00	.00	.00	.00	.00
737	STORM DRAIN MAI							
42373710	STORM MAINT PER							
42373710	4014	UNEMPLYINS	212.00	214.00	.00	.00	.00	.00
	TOTAL STORM MAINT PER		212.00	214.00	.00	.00	.00	.00
	TOTAL STORM DRAIN MAI		212.00	214.00	.00	.00	.00	.00
737	STORM DRAIN MAI							
42373710	STORM MAINT PER							
42373710	4015	SS MEDICRE	682.00	688.00	.00	.00	.00	.00
	TOTAL STORM MAINT PER		682.00	688.00	.00	.00	.00	.00
	TOTAL STORM DRAIN MAI		682.00	688.00	.00	.00	.00	.00
737	STORM DRAIN MAI							
42373710	STORM MAINT PER							
42373710	4016	GRPINSUR	3,280.00	3,280.00	.00	.00	.00	.00
	TOTAL STORM MAINT PER		3,280.00	3,280.00	.00	.00	.00	.00
	TOTAL STORM DRAIN MAI		3,280.00	3,280.00	.00	.00	.00	.00
737	STORM DRAIN MAI							
42373710	STORM MAINT PER							
42373710	4019	L/T DISBLY	668.00	675.00	.00	.00	.00	.00
	TOTAL STORM MAINT PER		668.00	675.00	.00	.00	.00	.00
	TOTAL STORM DRAIN MAI		668.00	675.00	.00	.00	.00	.00
737	STORM DRAIN MAI							



ORG	OBJECT PROJ	DESC	2014	2015	2016	2017	2018	2019
42373710 STORM MAINT PER								
	42373710 4020	PERS-EMPLR	12,602.00	13,585.00	.00	.00	.00	.00
	TOTAL STORM MAINT PER		12,602.00	13,585.00	.00	.00	.00	.00
	TOTAL STORM DRAIN MAI		12,602.00	13,585.00	.00	.00	.00	.00
737 STORM DRAIN MAI								
42373710 STORM MAINT PER								
	42373710 4265	RETIREEMED	177.00	177.00	.00	.00	.00	.00
	TOTAL STORM MAINT PER		177.00	177.00	.00	.00	.00	.00
	TOTAL STORM DRAIN MAI		177.00	177.00	.00	.00	.00	.00
737 STORM DRAIN MAI								
42373720 STORM MAINT MAI								
	42373720 4022	ADVERTISNG	9,000.00	6,000.00	.00	.00	.00	.00
	TOTAL STORM MAINT MAI		9,000.00	6,000.00	.00	.00	.00	.00
	TOTAL STORM DRAIN MAI		9,000.00	6,000.00	.00	.00	.00	.00
737 STORM DRAIN MAI								
42373720 STORM MAINT MAI								
	42373720 4025	CLTH&PRSEX	200.00	200.00	.00	.00	.00	.00
	TOTAL STORM MAINT MAI		200.00	200.00	.00	.00	.00	.00
	TOTAL STORM DRAIN MAI		200.00	200.00	.00	.00	.00	.00
737 STORM DRAIN MAI								
42373720 STORM MAINT MAI								
	42373720 4028	PROF FEES	53,000.00	371,400.00	.00	.00	.00	.00
	TOTAL STORM MAINT MAI		53,000.00	371,400.00	.00	.00	.00	.00
	TOTAL STORM DRAIN MAI		53,000.00	371,400.00	.00	.00	.00	.00
737 STORM DRAIN MAI								
42373720 STORM MAINT MAI								
	42373720 4071	EDU&TRAIN	1,520.00	1,520.00	.00	.00	.00	.00
	TOTAL STORM MAINT MAI		1,520.00	1,520.00	.00	.00	.00	.00
	TOTAL STORM DRAIN MAI		1,520.00	1,520.00	.00	.00	.00	.00



ORG	OBJECT PROJ	DESC	2014	2015	2016	2017	2018	2019
737		STORM DRAIN MAI						
42373720		STORM MAINT MAI						
42373720 4096		SHPEQMAINT	1,700.00	1,700.00	.00	.00	.00	.00
		TOTAL STORM MAINT MAI	1,700.00	1,700.00	.00	.00	.00	.00
		TOTAL STORM DRAIN MAI	1,700.00	1,700.00	.00	.00	.00	.00
737		STORM DRAIN MAI						
42373720		STORM MAINT MAI						
42373720 4105		MEMB&DUES	13,550.00	13,550.00	.00	.00	.00	.00
		TOTAL STORM MAINT MAI	13,550.00	13,550.00	.00	.00	.00	.00
		TOTAL STORM DRAIN MAI	13,550.00	13,550.00	.00	.00	.00	.00
737		STORM DRAIN MAI						
42373720		STORM MAINT MAI						
42373720 4110		EQUIP RNTL	500.00	500.00	.00	.00	.00	.00
		TOTAL STORM MAINT MAI	500.00	500.00	.00	.00	.00	.00
		TOTAL STORM DRAIN MAI	500.00	500.00	.00	.00	.00	.00
737		STORM DRAIN MAI						
42373720		STORM MAINT MAI						
42373720 4115		OFFCE SUPP	300.00	300.00	.00	.00	.00	.00
		TOTAL STORM MAINT MAI	300.00	300.00	.00	.00	.00	.00
		TOTAL STORM DRAIN MAI	300.00	300.00	.00	.00	.00	.00
737		STORM DRAIN MAI						
42373720		STORM MAINT MAI						
42373720 4124		MAINTSUPP	1,000.00	1,000.00	.00	.00	.00	.00
		TOTAL STORM MAINT MAI	1,000.00	1,000.00	.00	.00	.00	.00
		TOTAL STORM DRAIN MAI	1,000.00	1,000.00	.00	.00	.00	.00
737		STORM DRAIN MAI						
42373720		STORM MAINT MAI						
42373720 4132		POSTAGE	2,200.00	5,200.00	.00	.00	.00	.00

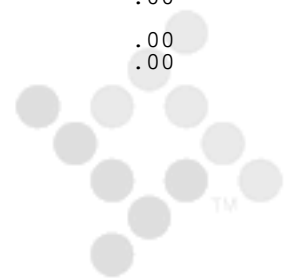


08/07/2013 16:04
mhernandez

CITY OF MONROVIA - LIVE
PROJECTION 1315 / BUDGET ENTRY FUTURE YRS REPORT

PG 121
bgnyrpts

ORG	OBJECT PROJ	DESC	2014	2015	2016	2017	2018	2019
	TOTAL STORM MAINT MAI		2,200.00	5,200.00	.00	.00	.00	.00
	TOTAL STORM DRAIN MAI		2,200.00	5,200.00	.00	.00	.00	.00
737	STORM DRAIN MAI							
42373720	STORM MAINT MAI							
42373720 4135		PRINTING	6,000.00	6,500.00	.00	.00	.00	.00
	TOTAL STORM MAINT MAI		6,000.00	6,500.00	.00	.00	.00	.00
	TOTAL STORM DRAIN MAI		6,000.00	6,500.00	.00	.00	.00	.00
737	STORM DRAIN MAI							
42373720	STORM MAINT MAI							
42373720 4137		TVLCNFRMTG	2,300.00	3,500.00	.00	.00	.00	.00
	TOTAL STORM MAINT MAI		2,300.00	3,500.00	.00	.00	.00	.00
	TOTAL STORM DRAIN MAI		2,300.00	3,500.00	.00	.00	.00	.00
737	STORM DRAIN MAI							
42373720	STORM MAINT MAI							
42373720 4161		INLUFF EXP	11,240.00	11,240.00	.00	.00	.00	.00
	TOTAL STORM MAINT MAI		11,240.00	11,240.00	.00	.00	.00	.00
	TOTAL STORM DRAIN MAI		11,240.00	11,240.00	.00	.00	.00	.00
737	STORM DRAIN MAI							
42373720	STORM MAINT MAI							
42373720 4162		INLUPRTXEX	10,244.00	10,244.00	.00	.00	.00	.00
	TOTAL STORM MAINT MAI		10,244.00	10,244.00	.00	.00	.00	.00
	TOTAL STORM DRAIN MAI		10,244.00	10,244.00	.00	.00	.00	.00
737	STORM DRAIN MAI							
42373720	STORM MAINT MAI							
42373720 4193		INTRST EXP	500.00	500.00	.00	.00	.00	.00
	TOTAL STORM MAINT MAI		500.00	500.00	.00	.00	.00	.00
	TOTAL STORM DRAIN MAI		500.00	500.00	.00	.00	.00	.00
737	STORM DRAIN MAI							
42373720	STORM MAINT MAI							

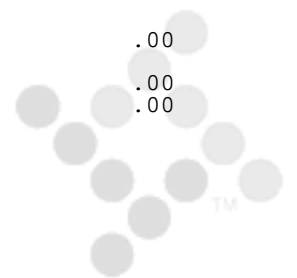


08/07/2013 16:04
mhernandez

CITY OF MONROVIA - LIVE
PROJECTION 1315 / BUDGET ENTRY FUTURE YRS REPORT

PG 122
bgnyrpts

ORG	OBJECT PROJ	DESC	2014	2015	2016	2017	2018	2019
	42373720 4269	LEGAL FEES	30,000.00	15,000.00	.00	.00	.00	.00
	TOTAL STORM MAINT MAI		30,000.00	15,000.00	.00	.00	.00	.00
	TOTAL STORM DRAIN MAI		30,000.00	15,000.00	.00	.00	.00	.00
737	STORM DRAIN MAI							
	42373721	STORM MAINT I/S						
	42373721 4078	SIR I/S CH	6,214.00	6,214.00	.00	.00	.00	.00
	TOTAL STORM MAINT I/S		6,214.00	6,214.00	.00	.00	.00	.00
	TOTAL STORM DRAIN MAI		6,214.00	6,214.00	.00	.00	.00	.00
737	STORM DRAIN MAI							
	42373722	STORM MAINT TRA						
	42373722 4228	TRSFRR OUT	125,815.00	125,815.00	.00	.00	.00	.00
	TOTAL STORM MAINT TRA		125,815.00	125,815.00	.00	.00	.00	.00
	TOTAL STORM DRAIN MAI		125,815.00	125,815.00	.00	.00	.00	.00
737	STORM DRAIN MAI							
	42373740	STORM MAINT OTH						
	42373740 4225	DPRCIATION	18,000.00	18,000.00	.00	.00	.00	.00
	TOTAL STORM MAINT OTH		18,000.00	18,000.00	.00	.00	.00	.00
	TOTAL STORM DRAIN MAI		18,000.00	18,000.00	.00	.00	.00	.00
732	STREET SWEEPING							
	42473210	STREET SWEEPING						
	42473210 4000	FTSALARIES	12,479.00	13,104.00	.00	.00	.00	.00
	TOTAL STREET SWEEPING		12,479.00	13,104.00	.00	.00	.00	.00
	TOTAL STREET SWEEPING		12,479.00	13,104.00	.00	.00	.00	.00
732	STREET SWEEPING							
	42473210	STREET SWEEPING						
	42473210 4013	WRKCOMPINS	437.00	459.00	.00	.00	.00	.00
	TOTAL STREET SWEEPING		437.00	459.00	.00	.00	.00	.00
	TOTAL STREET SWEEPING		437.00	459.00	.00	.00	.00	.00
732	STREET SWEEPING							



08/07/2013 16:04
mhernandez

CITY OF MONROVIA - LIVE
PROJECTION 1315 / BUDGET ENTRY FUTURE YRS REPORT

PG 123
bgnyrpts

ORG	OBJECT PROJ	DESC	2014	2015	2016	2017	2018	2019
42473210 STREET SWEEPING								
	42473210 4014	UNEMPLYINS	57.00	60.00	.00	.00	.00	.00
	TOTAL STREET SWEEPING		57.00	60.00	.00	.00	.00	.00
	TOTAL STREET SWEEPING		57.00	60.00	.00	.00	.00	.00
732 STREET SWEEPING								
42473210 STREET SWEEPING								
	42473210 4015	SS MEDICRE	187.00	196.00	.00	.00	.00	.00
	TOTAL STREET SWEEPING		187.00	196.00	.00	.00	.00	.00
	TOTAL STREET SWEEPING		187.00	196.00	.00	.00	.00	.00
732 STREET SWEEPING								
42473210 STREET SWEEPING								
	42473210 4016	GRPINSUR	535.00	535.00	.00	.00	.00	.00
	TOTAL STREET SWEEPING		535.00	535.00	.00	.00	.00	.00
	TOTAL STREET SWEEPING		535.00	535.00	.00	.00	.00	.00
732 STREET SWEEPING								
42473210 STREET SWEEPING								
	42473210 4017	LIFE INS	55.00	57.00	.00	.00	.00	.00
	TOTAL STREET SWEEPING		55.00	57.00	.00	.00	.00	.00
	TOTAL STREET SWEEPING		55.00	57.00	.00	.00	.00	.00
732 STREET SWEEPING								
42473210 STREET SWEEPING								
	42473210 4018	DEFCMP/EMP	120.00	120.00	.00	.00	.00	.00
	TOTAL STREET SWEEPING		120.00	120.00	.00	.00	.00	.00
	TOTAL STREET SWEEPING		120.00	120.00	.00	.00	.00	.00
732 STREET SWEEPING								
42473210 STREET SWEEPING								
	42473210 4019	L/T DISBLY	175.00	184.00	.00	.00	.00	.00
	TOTAL STREET SWEEPING		175.00	184.00	.00	.00	.00	.00
	TOTAL STREET SWEEPING		175.00	184.00	.00	.00	.00	.00

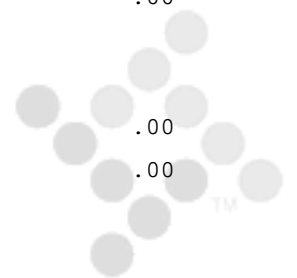


08/07/2013 16:04
mhernandez

CITY OF MONROVIA - LIVE
PROJECTION 1315 / BUDGET ENTRY FUTURE YRS REPORT

PG 124
bgnyrpts

ORG	OBJECT PROJ	DESC	2014	2015	2016	2017	2018	2019
732	STREET SWEEPING							
42473210	STREET SWEEPING							
	42473210	4020 PERS-EMPLR	3,297.00	3,699.00	.00	.00	.00	.00
		TOTAL STREET SWEEPING	3,297.00	3,699.00	.00	.00	.00	.00
		TOTAL STREET SWEEPING	3,297.00	3,699.00	.00	.00	.00	.00
732	STREET SWEEPING							
42473210	STREET SWEEPING							
	42473210	4142 AUTRMBPRSL	240.00	240.00	.00	.00	.00	.00
		TOTAL STREET SWEEPING	240.00	240.00	.00	.00	.00	.00
		TOTAL STREET SWEEPING	240.00	240.00	.00	.00	.00	.00
732	STREET SWEEPING							
42473210	STREET SWEEPING							
	42473210	4265 RETIREEMED	52.00	52.00	.00	.00	.00	.00
		TOTAL STREET SWEEPING	52.00	52.00	.00	.00	.00	.00
		TOTAL STREET SWEEPING	52.00	52.00	.00	.00	.00	.00
732	STREET SWEEPING							
42473220	STREET SWEEPING							
	42473220	4028 PROF FEES	180,000.00	180,000.00	.00	.00	.00	.00
		TOTAL STREET SWEEPING	180,000.00	180,000.00	.00	.00	.00	.00
		TOTAL STREET SWEEPING	180,000.00	180,000.00	.00	.00	.00	.00
732	STREET SWEEPING							
42473220	STREET SWEEPING							
	42473220	4161 INLUFF EXP	8,080.00	8,080.00	.00	.00	.00	.00
		TOTAL STREET SWEEPING	8,080.00	8,080.00	.00	.00	.00	.00
		TOTAL STREET SWEEPING	8,080.00	8,080.00	.00	.00	.00	.00
732	STREET SWEEPING							
42473221	STREET SWEEPING							
	42473221	4078 SIR I/S CH	1,886.00	1,886.00	.00	.00	.00	.00
		TOTAL STREET SWEEPING	1,886.00	1,886.00	.00	.00	.00	.00

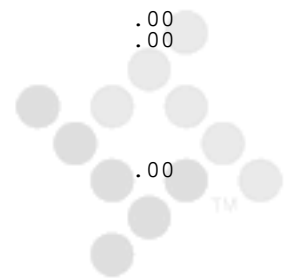


08/07/2013 16:04
mhernandez

CITY OF MONROVIA - LIVE
PROJECTION 1315 / BUDGET ENTRY FUTURE YRS REPORT

PG 125
bgnyrpts

ORG	OBJECT PROJ	DESC	2014	2015	2016	2017	2018	2019
	TOTAL STREET SWEEPING		1,886.00	1,886.00	.00	.00	.00	.00
732	STREET SWEEPING							
42473222	STREET SWEEPING							
42473222 4228	TRSFR OUT		50,980.00	50,980.00	.00	.00	.00	.00
	TOTAL STREET SWEEPING		50,980.00	50,980.00	.00	.00	.00	.00
	TOTAL STREET SWEEPING		50,980.00	50,980.00	.00	.00	.00	.00
712	ENVIRONMENTAL S							
43171210	AB939 WASTE MGM							
43171210 4000	FTSALARIES		222,028.00	229,337.00	.00	.00	.00	.00
	TOTAL AB939 WASTE MGM		222,028.00	229,337.00	.00	.00	.00	.00
	TOTAL ENVIRONMENTAL S		222,028.00	229,337.00	.00	.00	.00	.00
712	ENVIRONMENTAL S							
43171210	AB939 WASTE MGM							
43171210 4013	WRKCOMPINS		9,413.00	9,669.00	.00	.00	.00	.00
	TOTAL AB939 WASTE MGM		9,413.00	9,669.00	.00	.00	.00	.00
	TOTAL ENVIRONMENTAL S		9,413.00	9,669.00	.00	.00	.00	.00
712	ENVIRONMENTAL S							
43171210	AB939 WASTE MGM							
43171210 4014	UNEMPLYINS		999.00	1,032.00	.00	.00	.00	.00
	TOTAL AB939 WASTE MGM		999.00	1,032.00	.00	.00	.00	.00
	TOTAL ENVIRONMENTAL S		999.00	1,032.00	.00	.00	.00	.00
712	ENVIRONMENTAL S							
43171210	AB939 WASTE MGM							
43171210 4015	SS MEDICRE		3,219.00	3,325.00	.00	.00	.00	.00
	TOTAL AB939 WASTE MGM		3,219.00	3,325.00	.00	.00	.00	.00
	TOTAL ENVIRONMENTAL S		3,219.00	3,325.00	.00	.00	.00	.00
712	ENVIRONMENTAL S							
43171210	AB939 WASTE MGM							
43171210 4016	GRPINSUR		18,043.00	18,043.00	.00	.00	.00	.00

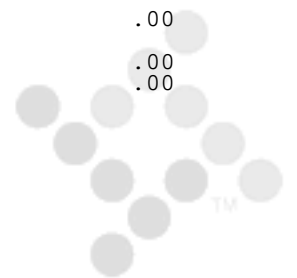


08/07/2013 16:04
mhernandez

CITY OF MONROVIA - LIVE
PROJECTION 1315 / BUDGET ENTRY FUTURE YRS REPORT

PG 126
bgnyrpts

ORG	OBJECT PROJ	DESC	2014	2015	2016	2017	2018	2019
	TOTAL AB939 WASTE MGM		18,043.00	18,043.00	.00	.00	.00	.00
	TOTAL ENVIRONMENTAL S		18,043.00	18,043.00	.00	.00	.00	.00
712	ENVIRONMENTAL S							
43171210	AB939 WASTE MGM							
43171210 4019	L/T DISBLY		3,189.00	3,294.00	.00	.00	.00	.00
	TOTAL AB939 WASTE MGM		3,189.00	3,294.00	.00	.00	.00	.00
	TOTAL ENVIRONMENTAL S		3,189.00	3,294.00	.00	.00	.00	.00
712	ENVIRONMENTAL S							
43171210	AB939 WASTE MGM							
43171210 4020	PERS-EMPLR		59,633.00	65,746.00	.00	.00	.00	.00
	TOTAL AB939 WASTE MGM		59,633.00	65,746.00	.00	.00	.00	.00
	TOTAL ENVIRONMENTAL S		59,633.00	65,746.00	.00	.00	.00	.00
712	ENVIRONMENTAL S							
43171210	AB939 WASTE MGM							
43171210 4265	RETIREEMED		668.00	668.00	.00	.00	.00	.00
	TOTAL AB939 WASTE MGM		668.00	668.00	.00	.00	.00	.00
	TOTAL ENVIRONMENTAL S		668.00	668.00	.00	.00	.00	.00
712	ENVIRONMENTAL S							
43171220	AB939 WASTE MGM							
43171220 4022	ADVERTISNG		6,500.00	5,500.00	.00	.00	.00	.00
	TOTAL AB939 WASTE MGM		6,500.00	5,500.00	.00	.00	.00	.00
	TOTAL ENVIRONMENTAL S		6,500.00	5,500.00	.00	.00	.00	.00
712	ENVIRONMENTAL S							
43171220	AB939 WASTE MGM							
43171220 4028	PROF FEES		90,200.00	116,200.00	.00	.00	.00	.00
	TOTAL AB939 WASTE MGM		90,200.00	116,200.00	.00	.00	.00	.00
	TOTAL ENVIRONMENTAL S		90,200.00	116,200.00	.00	.00	.00	.00
712	ENVIRONMENTAL S							
43171220	AB939 WASTE MGM							

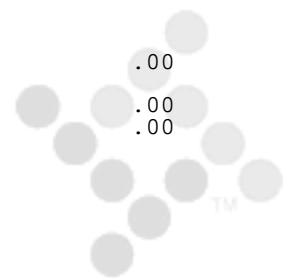


08/07/2013 16:04
mhernandez

CITY OF MONROVIA - LIVE
PROJECTION 1315 / BUDGET ENTRY FUTURE YRS REPORT

PG 127
bgnyrpts

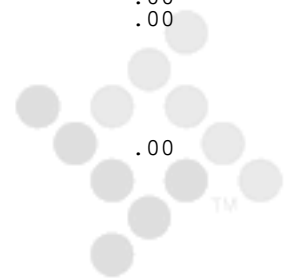
ORG	OBJECT PROJ	DESC	2014	2015	2016	2017	2018	2019
43171220	4071	EDU&TRAIN	2,500.00	2,000.00	.00	.00	.00	.00
	TOTAL AB939 WASTE MGM		2,500.00	2,000.00	.00	.00	.00	.00
	TOTAL ENVIRONMENTAL S		2,500.00	2,000.00	.00	.00	.00	.00
712	ENVIRONMENTAL S							
43171220	AB939	WASTE MGM						
43171220	4096	SHPEQMAINT	2,500.00	2,500.00	.00	.00	.00	.00
	TOTAL AB939 WASTE MGM		2,500.00	2,500.00	.00	.00	.00	.00
	TOTAL ENVIRONMENTAL S		2,500.00	2,500.00	.00	.00	.00	.00
712	ENVIRONMENTAL S							
43171220	AB939	WASTE MGM						
43171220	4105	MEMB&DUES	2,090.00	2,090.00	.00	.00	.00	.00
	TOTAL AB939 WASTE MGM		2,090.00	2,090.00	.00	.00	.00	.00
	TOTAL ENVIRONMENTAL S		2,090.00	2,090.00	.00	.00	.00	.00
712	ENVIRONMENTAL S							
43171220	AB939	WASTE MGM						
43171220	4108	BKS/SUBS	430.00	430.00	.00	.00	.00	.00
	TOTAL AB939 WASTE MGM		430.00	430.00	.00	.00	.00	.00
	TOTAL ENVIRONMENTAL S		430.00	430.00	.00	.00	.00	.00
712	ENVIRONMENTAL S							
43171220	AB939	WASTE MGM						
43171220	4115	OFFCE SUPP	1,800.00	1,800.00	.00	.00	.00	.00
	TOTAL AB939 WASTE MGM		1,800.00	1,800.00	.00	.00	.00	.00
	TOTAL ENVIRONMENTAL S		1,800.00	1,800.00	.00	.00	.00	.00
712	ENVIRONMENTAL S							
43171220	AB939	WASTE MGM						
43171220	4120	COMP MICE	700.00	2,050.00	.00	.00	.00	.00
	TOTAL AB939 WASTE MGM		700.00	2,050.00	.00	.00	.00	.00
	TOTAL ENVIRONMENTAL S		700.00	2,050.00	.00	.00	.00	.00
712	ENVIRONMENTAL S							



ORG	OBJECT PROJ	DESC	2014	2015	2016	2017	2018	2019
43171220	AB939	WASTE MGM						
	43171220 4124	MAINTSUPP	6,465.00	6,465.00	.00	.00	.00	.00
	TOTAL AB939 WASTE MGM		6,465.00	6,465.00	.00	.00	.00	.00
	TOTAL ENVIRONMENTAL S		6,465.00	6,465.00	.00	.00	.00	.00
712	ENVIRONMENTAL S							
43171220	AB939	WASTE MGM						
	43171220 4132	POSTAGE	9,500.00	9,600.00	.00	.00	.00	.00
	TOTAL AB939 WASTE MGM		9,500.00	9,600.00	.00	.00	.00	.00
	TOTAL ENVIRONMENTAL S		9,500.00	9,600.00	.00	.00	.00	.00
712	ENVIRONMENTAL S							
43171220	AB939	WASTE MGM						
	43171220 4135	PRINTING	21,000.00	16,000.00	.00	.00	.00	.00
	TOTAL AB939 WASTE MGM		21,000.00	16,000.00	.00	.00	.00	.00
	TOTAL ENVIRONMENTAL S		21,000.00	16,000.00	.00	.00	.00	.00
712	ENVIRONMENTAL S							
43171220	AB939	WASTE MGM						
	43171220 4137	TVLCNFRMTG	5,650.00	6,850.00	.00	.00	.00	.00
	TOTAL AB939 WASTE MGM		5,650.00	6,850.00	.00	.00	.00	.00
	TOTAL ENVIRONMENTAL S		5,650.00	6,850.00	.00	.00	.00	.00
712	ENVIRONMENTAL S							
43171220	AB939	WASTE MGM						
	43171220 4156	WATR&TRASH	300.00	300.00	.00	.00	.00	.00
	TOTAL AB939 WASTE MGM		300.00	300.00	.00	.00	.00	.00
	TOTAL ENVIRONMENTAL S		300.00	300.00	.00	.00	.00	.00
712	ENVIRONMENTAL S							
43171220	AB939	WASTE MGM						
	43171220 4160	MISC EXP	500.00	500.00	.00	.00	.00	.00
	TOTAL AB939 WASTE MGM		500.00	500.00	.00	.00	.00	.00
	TOTAL ENVIRONMENTAL S		500.00	500.00	.00	.00	.00	.00



ORG	OBJECT PROJ	DESC	2014	2015	2016	2017	2018	2019
712	ENVIRONMENTAL S							
43171220	AB939 WASTE MGM							
43171220 4193		INTRST EXP	500.00	500.00	.00	.00	.00	.00
	TOTAL AB939 WASTE MGM		500.00	500.00	.00	.00	.00	.00
	TOTAL ENVIRONMENTAL S		500.00	500.00	.00	.00	.00	.00
712	ENVIRONMENTAL S							
43171221	AB939 WASTE MGM							
43171221 4078		SIR I/S CH	29,324.00	29,324.00	.00	.00	.00	.00
	TOTAL AB939 WASTE MGM		29,324.00	29,324.00	.00	.00	.00	.00
	TOTAL ENVIRONMENTAL S		29,324.00	29,324.00	.00	.00	.00	.00
712	ENVIRONMENTAL S							
43171221	AB939 WASTE MGM							
43171221 4085		TEL I/SCHG	4,789.00	4,789.00	.00	.00	.00	.00
	TOTAL AB939 WASTE MGM		4,789.00	4,789.00	.00	.00	.00	.00
	TOTAL ENVIRONMENTAL S		4,789.00	4,789.00	.00	.00	.00	.00
712	ENVIRONMENTAL S							
43171221	AB939 WASTE MGM							
43171221 4086		CELPHNISCH	2,835.00	2,835.00	.00	.00	.00	.00
	TOTAL AB939 WASTE MGM		2,835.00	2,835.00	.00	.00	.00	.00
	TOTAL ENVIRONMENTAL S		2,835.00	2,835.00	.00	.00	.00	.00
712	ENVIRONMENTAL S							
43171221	AB939 WASTE MGM							
43171221 4102		FAC IS CHG	16,732.00	16,732.00	.00	.00	.00	.00
	TOTAL AB939 WASTE MGM		16,732.00	16,732.00	.00	.00	.00	.00
	TOTAL ENVIRONMENTAL S		16,732.00	16,732.00	.00	.00	.00	.00
712	ENVIRONMENTAL S							
43171221	AB939 WASTE MGM							
43171221 4104		IS I/S CHG	7,984.00	7,984.00	.00	.00	.00	.00

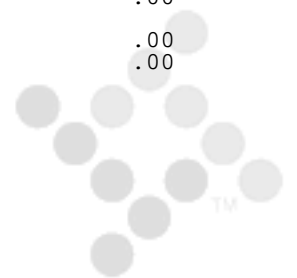


08/07/2013 16:04
mhernandez

CITY OF MONROVIA - LIVE
PROJECTION 1315 / BUDGET ENTRY FUTURE YRS REPORT

PG 130
bgnyrpts

ORG	OBJECT PROJ	DESC	2014	2015	2016	2017	2018	2019
	TOTAL AB939 WASTE MGM		7,984.00	7,984.00	.00	.00	.00	.00
	TOTAL ENVIRONMENTAL S		7,984.00	7,984.00	.00	.00	.00	.00
712	ENVIRONMENTAL S							
43171221	AB939 WASTE MGM							
43171221 4111	VHISCHEQPL		5,000.00	5,000.00	.00	.00	.00	.00
	TOTAL AB939 WASTE MGM		5,000.00	5,000.00	.00	.00	.00	.00
	TOTAL ENVIRONMENTAL S		5,000.00	5,000.00	.00	.00	.00	.00
712	ENVIRONMENTAL S							
43171222	AB939 WASTE MGM							
43171222 4228	TRFSR OUT		353,843.00	853,843.00	.00	.00	.00	.00
	TOTAL AB939 WASTE MGM		353,843.00	853,843.00	.00	.00	.00	.00
	TOTAL ENVIRONMENTAL S		353,843.00	853,843.00	.00	.00	.00	.00
712	ENVIRONMENTAL S							
43171240	AB939 WASTE MGM							
43171240 4225	DPRCIATION		1,500.00	1,500.00	.00	.00	.00	.00
	TOTAL AB939 WASTE MGM		1,500.00	1,500.00	.00	.00	.00	.00
	TOTAL ENVIRONMENTAL S		1,500.00	1,500.00	.00	.00	.00	.00
755	FACILITIES MAIN							
51175510	FACILITY MAINT							
51175510 4000	FTSALARIES		262,550.00	265,757.00	.00	.00	.00	.00
	TOTAL FACILITY MAINT		262,550.00	265,757.00	.00	.00	.00	.00
	TOTAL FACILITIES MAIN		262,550.00	265,757.00	.00	.00	.00	.00
755	FACILITIES MAIN							
51175510	FACILITY MAINT							
51175510 4013	WRKCOMPINS		13,411.00	13,523.00	.00	.00	.00	.00
	TOTAL FACILITY MAINT		13,411.00	13,523.00	.00	.00	.00	.00
	TOTAL FACILITIES MAIN		13,411.00	13,523.00	.00	.00	.00	.00
755	FACILITIES MAIN							
51175510	FACILITY MAINT							

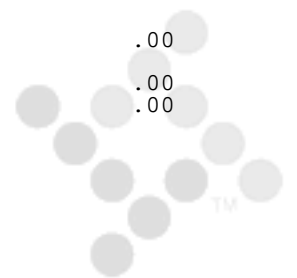


08/07/2013 16:04
mhernandez

CITY OF MONROVIA - LIVE
PROJECTION 1315 / BUDGET ENTRY FUTURE YRS REPORT

PG 131
bgnyrpts

ORG	OBJECT PROJ	DESC	2014	2015	2016	2017	2018	2019
	51175510 4014	UNEMPTYINS	1,181.00	1,196.00	.00	.00	.00	.00
	TOTAL FACILITY MAINT		1,181.00	1,196.00	.00	.00	.00	.00
	TOTAL FACILITIES MAIN		1,181.00	1,196.00	.00	.00	.00	.00
755	FACILITIES MAIN							
51175510	FACILITY MAINT							
	51175510 4015	SS MEDICRE	3,807.00	3,853.00	.00	.00	.00	.00
	TOTAL FACILITY MAINT		3,807.00	3,853.00	.00	.00	.00	.00
	TOTAL FACILITIES MAIN		3,807.00	3,853.00	.00	.00	.00	.00
755	FACILITIES MAIN							
51175510	FACILITY MAINT							
	51175510 4016	GRPINSUR	20,776.00	20,776.00	.00	.00	.00	.00
	TOTAL FACILITY MAINT		20,776.00	20,776.00	.00	.00	.00	.00
	TOTAL FACILITIES MAIN		20,776.00	20,776.00	.00	.00	.00	.00
755	FACILITIES MAIN							
51175510	FACILITY MAINT							
	51175510 4019	L/T DISBLY	3,761.00	3,807.00	.00	.00	.00	.00
	TOTAL FACILITY MAINT		3,761.00	3,807.00	.00	.00	.00	.00
	TOTAL FACILITIES MAIN		3,761.00	3,807.00	.00	.00	.00	.00
755	FACILITIES MAIN							
51175510	FACILITY MAINT							
	51175510 4020	PERS-EMPLR	70,897.00	76,671.00	.00	.00	.00	.00
	TOTAL FACILITY MAINT		70,897.00	76,671.00	.00	.00	.00	.00
	TOTAL FACILITIES MAIN		70,897.00	76,671.00	.00	.00	.00	.00
755	FACILITIES MAIN							
51175510	FACILITY MAINT							
	51175510 4265	RETIREEMED	1,248.00	1,248.00	.00	.00	.00	.00
	TOTAL FACILITY MAINT		1,248.00	1,248.00	.00	.00	.00	.00
	TOTAL FACILITIES MAIN		1,248.00	1,248.00	.00	.00	.00	.00
755	FACILITIES MAIN							



08/07/2013 16:04
mhernandez

CITY OF MONROVIA - LIVE
PROJECTION 1315 / BUDGET ENTRY FUTURE YRS REPORT

PG 132
bgnyrpts

ORG	OBJECT PROJ	DESC	2014	2015	2016	2017	2018	2019
51175520 FACILITY MAINT								
	51175520 4025	CLTH&PRSEX	1,200.00	1,200.00	.00	.00	.00	.00
	TOTAL FACILITY MAINT		1,200.00	1,200.00	.00	.00	.00	.00
	TOTAL FACILITIES MAIN		1,200.00	1,200.00	.00	.00	.00	.00
755	FACILITIES MAIN							
51175520 FACILITY MAINT								
	51175520 4028	PROF FEES	28,100.00	28,100.00	.00	.00	.00	.00
	TOTAL FACILITY MAINT		28,100.00	28,100.00	.00	.00	.00	.00
	TOTAL FACILITIES MAIN		28,100.00	28,100.00	.00	.00	.00	.00
755	FACILITIES MAIN							
51175520 FACILITY MAINT								
	51175520 4029	JNTRCRPTCL	275,000.00	275,000.00	.00	.00	.00	.00
	TOTAL FACILITY MAINT		275,000.00	275,000.00	.00	.00	.00	.00
	TOTAL FACILITIES MAIN		275,000.00	275,000.00	.00	.00	.00	.00
755	FACILITIES MAIN							
51175520 FACILITY MAINT								
	51175520 4030	PSTCONTSVC	7,000.00	7,000.00	.00	.00	.00	.00
	TOTAL FACILITY MAINT		7,000.00	7,000.00	.00	.00	.00	.00
	TOTAL FACILITIES MAIN		7,000.00	7,000.00	.00	.00	.00	.00
755	FACILITIES MAIN							
51175520 FACILITY MAINT								
	51175520 4033	SECFR MNTG	12,000.00	12,000.00	.00	.00	.00	.00
	TOTAL FACILITY MAINT		12,000.00	12,000.00	.00	.00	.00	.00
	TOTAL FACILITIES MAIN		12,000.00	12,000.00	.00	.00	.00	.00
755	FACILITIES MAIN							
51175520 FACILITY MAINT								
	51175520 4034	FIRESYSMTC	20,000.00	20,000.00	.00	.00	.00	.00
	TOTAL FACILITY MAINT		20,000.00	20,000.00	.00	.00	.00	.00
	TOTAL FACILITIES MAIN		20,000.00	20,000.00	.00	.00	.00	.00

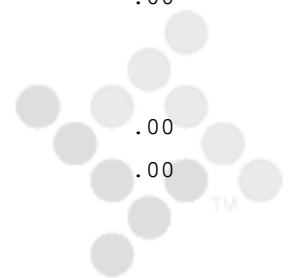


08/07/2013 16:04
mhernandez

CITY OF MONROVIA - LIVE
PROJECTION 1315 / BUDGET ENTRY FUTURE YRS REPORT

PG 133
bgnyrpts

ORG	OBJECT PROJ	DESC	2014	2015	2016	2017	2018	2019
755	FACILITIES MAIN							
51175520	FACILITY MAINT							
	51175520 4035	ELEC MAINT	5,000.00	5,000.00	.00	.00	.00	.00
	TOTAL FACILITY MAINT		5,000.00	5,000.00	.00	.00	.00	.00
	TOTAL FACILITIES MAIN		5,000.00	5,000.00	.00	.00	.00	.00
755	FACILITIES MAIN							
51175520	FACILITY MAINT							
	51175520 4043	ROOF MAINT	15,000.00	15,000.00	.00	.00	.00	.00
	TOTAL FACILITY MAINT		15,000.00	15,000.00	.00	.00	.00	.00
	TOTAL FACILITIES MAIN		15,000.00	15,000.00	.00	.00	.00	.00
755	FACILITIES MAIN							
51175520	FACILITY MAINT							
	51175520 4048	COMO/HDRMT	12,200.00	12,200.00	.00	.00	.00	.00
	TOTAL FACILITY MAINT		12,200.00	12,200.00	.00	.00	.00	.00
	TOTAL FACILITIES MAIN		12,200.00	12,200.00	.00	.00	.00	.00
755	FACILITIES MAIN							
51175520	FACILITY MAINT							
	51175520 4056	PNTNG MANT	4,000.00	4,000.00	.00	.00	.00	.00
	TOTAL FACILITY MAINT		4,000.00	4,000.00	.00	.00	.00	.00
	TOTAL FACILITIES MAIN		4,000.00	4,000.00	.00	.00	.00	.00
755	FACILITIES MAIN							
51175520	FACILITY MAINT							
	51175520 4057	STRUCTMTCE	20,000.00	20,000.00	.00	.00	.00	.00
	TOTAL FACILITY MAINT		20,000.00	20,000.00	.00	.00	.00	.00
	TOTAL FACILITIES MAIN		20,000.00	20,000.00	.00	.00	.00	.00
755	FACILITIES MAIN							
51175520	FACILITY MAINT							
	51175520 4060	PLMBNGSVCS	6,200.00	6,200.00	.00	.00	.00	.00
	TOTAL FACILITY MAINT		6,200.00	6,200.00	.00	.00	.00	.00

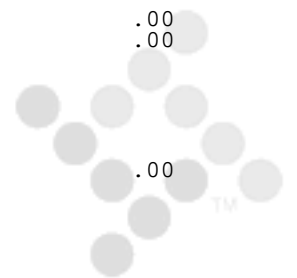


08/07/2013 16:04
mhernandez

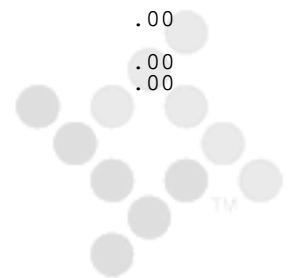
CITY OF MONROVIA - LIVE
PROJECTION 1315 / BUDGET ENTRY FUTURE YRS REPORT

PG 134
bgnyrpts

ORG	OBJECT PROJ	DESC	2014	2015	2016	2017	2018	2019
	TOTAL FACILITIES MAIN		6,200.00	6,200.00	.00	.00	.00	.00
755	FACILITIES MAIN							
	51175520	FACILITY MAINT						
	51175520 4071	EDU&TRAIN	1,000.00	1,000.00	.00	.00	.00	.00
	TOTAL FACILITY MAINT		1,000.00	1,000.00	.00	.00	.00	.00
	TOTAL FACILITIES MAIN		1,000.00	1,000.00	.00	.00	.00	.00
755	FACILITIES MAIN							
	51175520	FACILITY MAINT						
	51175520 4092	GAS & FUEL	4,000.00	4,000.00	.00	.00	.00	.00
	TOTAL FACILITY MAINT		4,000.00	4,000.00	.00	.00	.00	.00
	TOTAL FACILITIES MAIN		4,000.00	4,000.00	.00	.00	.00	.00
755	FACILITIES MAIN							
	51175520	FACILITY MAINT						
	51175520 4096	SHPEQMAINT	2,400.00	2,400.00	.00	.00	.00	.00
	TOTAL FACILITY MAINT		2,400.00	2,400.00	.00	.00	.00	.00
	TOTAL FACILITIES MAIN		2,400.00	2,400.00	.00	.00	.00	.00
755	FACILITIES MAIN							
	51175520	FACILITY MAINT						
	51175520 4097	VEHCL MTCE	5,000.00	5,000.00	.00	.00	.00	.00
	TOTAL FACILITY MAINT		5,000.00	5,000.00	.00	.00	.00	.00
	TOTAL FACILITIES MAIN		5,000.00	5,000.00	.00	.00	.00	.00
755	FACILITIES MAIN							
	51175520	FACILITY MAINT						
	51175520 4098	RTINE MAIN	8,500.00	8,500.00	.00	.00	.00	.00
	TOTAL FACILITY MAINT		8,500.00	8,500.00	.00	.00	.00	.00
	TOTAL FACILITIES MAIN		8,500.00	8,500.00	.00	.00	.00	.00
755	FACILITIES MAIN							
	51175520	FACILITY MAINT						
	51175520 4099	NONRTN MTC	5,000.00	5,000.00	.00	.00	.00	.00



ORG	OBJECT PROJ	DESC	2014	2015	2016	2017	2018	2019
	TOTAL FACILITY MAINT		5,000.00	5,000.00	.00	.00	.00	.00
	TOTAL FACILITIES MAIN		5,000.00	5,000.00	.00	.00	.00	.00
755	FACILITIES MAIN							
51175520	FACILITY MAINT							
51175520 4100	HVAC SUP&S		100,000.00	100,000.00	.00	.00	.00	.00
	TOTAL FACILITY MAINT		100,000.00	100,000.00	.00	.00	.00	.00
	TOTAL FACILITIES MAIN		100,000.00	100,000.00	.00	.00	.00	.00
755	FACILITIES MAIN							
51175520	FACILITY MAINT							
51175520 4105	MEMB&DUES		400.00	400.00	.00	.00	.00	.00
	TOTAL FACILITY MAINT		400.00	400.00	.00	.00	.00	.00
	TOTAL FACILITIES MAIN		400.00	400.00	.00	.00	.00	.00
755	FACILITIES MAIN							
51175520	FACILITY MAINT							
51175520 4108	BKS/SUBS		1,000.00	1,000.00	.00	.00	.00	.00
	TOTAL FACILITY MAINT		1,000.00	1,000.00	.00	.00	.00	.00
	TOTAL FACILITIES MAIN		1,000.00	1,000.00	.00	.00	.00	.00
755	FACILITIES MAIN							
51175520	FACILITY MAINT							
51175520 4110	EQUIP RNTL		1,500.00	1,500.00	.00	.00	.00	.00
	TOTAL FACILITY MAINT		1,500.00	1,500.00	.00	.00	.00	.00
	TOTAL FACILITIES MAIN		1,500.00	1,500.00	.00	.00	.00	.00
755	FACILITIES MAIN							
51175520	FACILITY MAINT							
51175520 4115	OFFCE SUPP		500.00	500.00	.00	.00	.00	.00
	TOTAL FACILITY MAINT		500.00	500.00	.00	.00	.00	.00
	TOTAL FACILITIES MAIN		500.00	500.00	.00	.00	.00	.00
755	FACILITIES MAIN							
51175520	FACILITY MAINT							

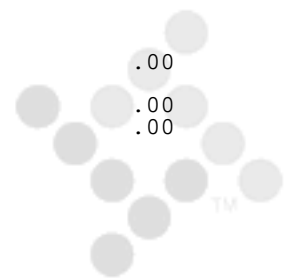


08/07/2013 16:04
mhernandez

CITY OF MONROVIA - LIVE
PROJECTION 1315 / BUDGET ENTRY FUTURE YRS REPORT

PG 136
bgnyrpts

ORG	OBJECT PROJ	DESC	2014	2015	2016	2017	2018	2019
51175520	4120	COMP MICE	1,000.00	1,000.00	.00	.00	.00	.00
	TOTAL FACILITY MAINT		1,000.00	1,000.00	.00	.00	.00	.00
	TOTAL FACILITIES MAIN		1,000.00	1,000.00	.00	.00	.00	.00
755	FACILITIES MAIN							
51175520	FACILITY MAINT							
51175520	4123	POOL SUPLS	21,800.00	21,800.00	.00	.00	.00	.00
	TOTAL FACILITY MAINT		21,800.00	21,800.00	.00	.00	.00	.00
	TOTAL FACILITIES MAIN		21,800.00	21,800.00	.00	.00	.00	.00
755	FACILITIES MAIN							
51175520	FACILITY MAINT							
51175520	4124	MAINTSUPP	20,000.00	20,000.00	.00	.00	.00	.00
	TOTAL FACILITY MAINT		20,000.00	20,000.00	.00	.00	.00	.00
	TOTAL FACILITIES MAIN		20,000.00	20,000.00	.00	.00	.00	.00
755	FACILITIES MAIN							
51175520	FACILITY MAINT							
51175520	4125	TOOLS	500.00	500.00	.00	.00	.00	.00
	TOTAL FACILITY MAINT		500.00	500.00	.00	.00	.00	.00
	TOTAL FACILITIES MAIN		500.00	500.00	.00	.00	.00	.00
755	FACILITIES MAIN							
51175520	FACILITY MAINT							
51175520	4132	POSTAGE	150.00	150.00	.00	.00	.00	.00
	TOTAL FACILITY MAINT		150.00	150.00	.00	.00	.00	.00
	TOTAL FACILITIES MAIN		150.00	150.00	.00	.00	.00	.00
755	FACILITIES MAIN							
51175520	FACILITY MAINT							
51175520	4135	PRINTING	25.00	25.00	.00	.00	.00	.00
	TOTAL FACILITY MAINT		25.00	25.00	.00	.00	.00	.00
	TOTAL FACILITIES MAIN		25.00	25.00	.00	.00	.00	.00
755	FACILITIES MAIN							



08/07/2013 16:04
mhernandez

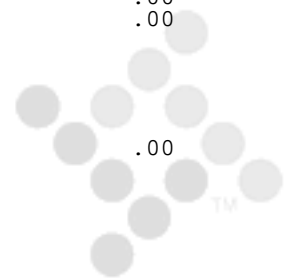
CITY OF MONROVIA - LIVE
PROJECTION 1315 / BUDGET ENTRY FUTURE YRS REPORT

PG 137
bgnyrpts

ORG	OBJECT PROJ	DESC	2014	2015	2016	2017	2018	2019
51175520 FACILITY MAINT								
	51175520 4146	ELECTRICTY	317,000.00	317,000.00	.00	.00	.00	.00
	TOTAL FACILITY MAINT		317,000.00	317,000.00	.00	.00	.00	.00
	TOTAL FACILITIES MAIN		317,000.00	317,000.00	.00	.00	.00	.00
755	FACILITIES MAIN							
51175520 FACILITY MAINT								
	51175520 4148	GAS	16,000.00	16,000.00	.00	.00	.00	.00
	TOTAL FACILITY MAINT		16,000.00	16,000.00	.00	.00	.00	.00
	TOTAL FACILITIES MAIN		16,000.00	16,000.00	.00	.00	.00	.00
755	FACILITIES MAIN							
51175520 FACILITY MAINT								
	51175520 4156	WATR&TRASH	22,000.00	22,000.00	.00	.00	.00	.00
	TOTAL FACILITY MAINT		22,000.00	22,000.00	.00	.00	.00	.00
	TOTAL FACILITIES MAIN		22,000.00	22,000.00	.00	.00	.00	.00
755	FACILITIES MAIN							
51175520 FACILITY MAINT								
	51175520 4182	HAZ WST TX	1,300.00	1,300.00	.00	.00	.00	.00
	TOTAL FACILITY MAINT		1,300.00	1,300.00	.00	.00	.00	.00
	TOTAL FACILITIES MAIN		1,300.00	1,300.00	.00	.00	.00	.00
755	FACILITIES MAIN							
51175520 FACILITY MAINT								
	51175520 4193	INTRST EXP	450.00	450.00	.00	.00	.00	.00
	TOTAL FACILITY MAINT		450.00	450.00	.00	.00	.00	.00
	TOTAL FACILITIES MAIN		450.00	450.00	.00	.00	.00	.00
755	FACILITIES MAIN							
51175521 FACILITY MAINT								
	51175521 4078	SIR I/S CH	34,676.00	34,676.00	.00	.00	.00	.00
	TOTAL FACILITY MAINT		34,676.00	34,676.00	.00	.00	.00	.00
	TOTAL FACILITIES MAIN		34,676.00	34,676.00	.00	.00	.00	.00



ORG	OBJECT PROJ	DESC	2014	2015	2016	2017	2018	2019
755	FACILITIES MAIN							
51175521	FACILITY MAINT							
51175521 4085		TEL I/SCHG	5,747.00	5,747.00	.00	.00	.00	.00
		TOTAL FACILITY MAINT	5,747.00	5,747.00	.00	.00	.00	.00
		TOTAL FACILITIES MAIN	5,747.00	5,747.00	.00	.00	.00	.00
755	FACILITIES MAIN							
51175521	FACILITY MAINT							
51175521 4086		CELPHNISCH	3,543.00	3,543.00	.00	.00	.00	.00
		TOTAL FACILITY MAINT	3,543.00	3,543.00	.00	.00	.00	.00
		TOTAL FACILITIES MAIN	3,543.00	3,543.00	.00	.00	.00	.00
755	FACILITIES MAIN							
51175521	FACILITY MAINT							
51175521 4102		FAC IS CHG	22,310.00	22,310.00	.00	.00	.00	.00
		TOTAL FACILITY MAINT	22,310.00	22,310.00	.00	.00	.00	.00
		TOTAL FACILITIES MAIN	22,310.00	22,310.00	.00	.00	.00	.00
755	FACILITIES MAIN							
51175521	FACILITY MAINT							
51175521 4104		IS I/S CHG	9,582.00	9,582.00	.00	.00	.00	.00
		TOTAL FACILITY MAINT	9,582.00	9,582.00	.00	.00	.00	.00
		TOTAL FACILITIES MAIN	9,582.00	9,582.00	.00	.00	.00	.00
755	FACILITIES MAIN							
51175521	FACILITY MAINT							
51175521 4111		VHISCHEQPL	10,000.00	10,000.00	.00	.00	.00	.00
		TOTAL FACILITY MAINT	10,000.00	10,000.00	.00	.00	.00	.00
		TOTAL FACILITIES MAIN	10,000.00	10,000.00	.00	.00	.00	.00
755	FACILITIES MAIN							
51175522	FACILITY MAINT							
51175522 4228		TRSFR OUT	163,815.00	163,815.00	.00	.00	.00	.00

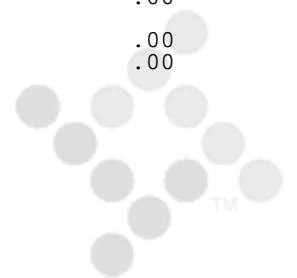


08/07/2013 16:04
mhernandez

CITY OF MONROVIA - LIVE
PROJECTION 1315 / BUDGET ENTRY FUTURE YRS REPORT

PG 139
bgnyrpts

ORG	OBJECT PROJ	DESC	2014	2015	2016	2017	2018	2019
	TOTAL FACILITY MAINT		163,815.00	163,815.00	.00	.00	.00	.00
	TOTAL FACILITIES MAIN		163,815.00	163,815.00	.00	.00	.00	.00
755	FACILITIES MAIN							
51175540	FACILITY MAINT							
51175540 4225		DPRCIATION	135,000.00	135,000.00	.00	.00	.00	.00
	TOTAL FACILITY MAINT		135,000.00	135,000.00	.00	.00	.00	.00
	TOTAL FACILITIES MAIN		135,000.00	135,000.00	.00	.00	.00	.00
383	POLICE RADIOS							
51238320	PD- RADIO MAINT							
51238320 4061		CTRCT MAIN	19,314.00	19,314.00	.00	.00	.00	.00
	TOTAL PD- RADIO MAINT		19,314.00	19,314.00	.00	.00	.00	.00
	TOTAL POLICE RADIOS		19,314.00	19,314.00	.00	.00	.00	.00
383	POLICE RADIOS							
51238320	PD- RADIO MAINT							
51238320 4096		SHPEQMAINT	500.00	500.00	.00	.00	.00	.00
	TOTAL PD- RADIO MAINT		500.00	500.00	.00	.00	.00	.00
	TOTAL POLICE RADIOS		500.00	500.00	.00	.00	.00	.00
383	POLICE RADIOS							
51238320	PD- RADIO MAINT							
51238320 4124		MAINTSUPP	3,500.00	3,500.00	.00	.00	.00	.00
	TOTAL PD- RADIO MAINT		3,500.00	3,500.00	.00	.00	.00	.00
	TOTAL POLICE RADIOS		3,500.00	3,500.00	.00	.00	.00	.00
383	POLICE RADIOS							
51238320	PD- RADIO MAINT							
51238320 4146		ELECTRICTY	800.00	800.00	.00	.00	.00	.00
	TOTAL PD- RADIO MAINT		800.00	800.00	.00	.00	.00	.00
	TOTAL POLICE RADIOS		800.00	800.00	.00	.00	.00	.00
384	PD NON-PATROL V							
51238420	51238420							

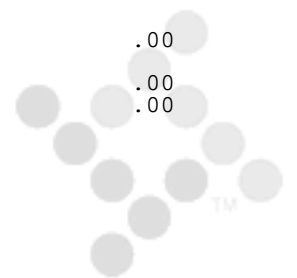


08/07/2013 16:04
mhernandez

CITY OF MONROVIA - LIVE
PROJECTION 1315 / BUDGET ENTRY FUTURE YRS REPORT

PG 140
bgnyrpts

ORG	OBJECT PROJ	DESC	2014	2015	2016	2017	2018	2019
	51238420 4092	GAS & FUEL	40,000.00	40,000.00	.00	.00	.00	.00
	TOTAL 51238420		40,000.00	40,000.00	.00	.00	.00	.00
	TOTAL PD NON-PATROL V		40,000.00	40,000.00	.00	.00	.00	.00
384	PD NON-PATROL V							
51238420	51238420							
	51238420 4097	VEHCL MTCE	70,000.00	70,000.00	.00	.00	.00	.00
	TOTAL 51238420		70,000.00	70,000.00	.00	.00	.00	.00
	TOTAL PD NON-PATROL V		70,000.00	70,000.00	.00	.00	.00	.00
384	PD NON-PATROL V							
51238430	51238430							
	51238430 4213	AUTO/TRKS	190,079.00	124,079.00	.00	.00	.00	.00
	TOTAL 51238430		190,079.00	124,079.00	.00	.00	.00	.00
	TOTAL PD NON-PATROL V		190,079.00	124,079.00	.00	.00	.00	.00
390	PATROL VEHICLES							
51239020	PD PATROL FLEET							
	51239020 4092	GAS & FUEL	100,000.00	100,000.00	.00	.00	.00	.00
	TOTAL PD PATROL FLEET		100,000.00	100,000.00	.00	.00	.00	.00
	TOTAL PATROL VEHICLES		100,000.00	100,000.00	.00	.00	.00	.00
390	PATROL VEHICLES							
51239020	PD PATROL FLEET							
	51239020 4097	VEHCL MTCE	65,000.00	65,000.00	.00	.00	.00	.00
	TOTAL PD PATROL FLEET		65,000.00	65,000.00	.00	.00	.00	.00
	TOTAL PATROL VEHICLES		65,000.00	65,000.00	.00	.00	.00	.00
390	PATROL VEHICLES							
51239030	PD PATROL FLEET							
	51239030 4213	AUTO/TRKS	102,000.00	.00	.00	.00	.00	.00
	TOTAL PD PATROL FLEET		102,000.00	.00	.00	.00	.00	.00
	TOTAL PATROL VEHICLES		102,000.00	.00	.00	.00	.00	.00
390	PATROL VEHICLES							



08/07/2013 16:04
mhernandez

CITY OF MONROVIA - LIVE
PROJECTION 1315 / BUDGET ENTRY FUTURE YRS REPORT

PG 141
bgnyrpts

ORG	OBJECT PROJ	DESC	2014	2015	2016	2017	2018	2019
51239040 PD PATROL FLEET								
	51239040 4225	DPRCIATION	35,000.00	35,000.00	.00	.00	.00	.00
	TOTAL PD PATROL FLEET		35,000.00	35,000.00	.00	.00	.00	.00
	TOTAL PATROL VEHICLES		35,000.00	35,000.00	.00	.00	.00	.00
460 FIRE EQUIPMENT/								
51246020 FIRE EQUIP MAIN								
	51246020 4089	AUTO PARTS	2,000.00	2,000.00	.00	.00	.00	.00
	TOTAL FIRE EQUIP MAIN		2,000.00	2,000.00	.00	.00	.00	.00
	TOTAL FIRE EQUIPMENT/		2,000.00	2,000.00	.00	.00	.00	.00
460 FIRE EQUIPMENT/								
51246020 FIRE EQUIP MAIN								
	51246020 4090	TIRES	10,500.00	11,000.00	.00	.00	.00	.00
	TOTAL FIRE EQUIP MAIN		10,500.00	11,000.00	.00	.00	.00	.00
	TOTAL FIRE EQUIPMENT/		10,500.00	11,000.00	.00	.00	.00	.00
460 FIRE EQUIPMENT/								
51246020 FIRE EQUIP MAIN								
	51246020 4092	GAS & FUEL	58,800.00	59,500.00	.00	.00	.00	.00
	TOTAL FIRE EQUIP MAIN		58,800.00	59,500.00	.00	.00	.00	.00
	TOTAL FIRE EQUIPMENT/		58,800.00	59,500.00	.00	.00	.00	.00
460 FIRE EQUIPMENT/								
51246020 FIRE EQUIP MAIN								
	51246020 4093	RADIOMAIN	18,430.00	19,000.00	.00	.00	.00	.00
	TOTAL FIRE EQUIP MAIN		18,430.00	19,000.00	.00	.00	.00	.00
	TOTAL FIRE EQUIPMENT/		18,430.00	19,000.00	.00	.00	.00	.00
460 FIRE EQUIPMENT/								
51246020 FIRE EQUIP MAIN								
	51246020 4094	BDYWRKRPRS	3,000.00	3,000.00	.00	.00	.00	.00
	TOTAL FIRE EQUIP MAIN		3,000.00	3,000.00	.00	.00	.00	.00
	TOTAL FIRE EQUIPMENT/		3,000.00	3,000.00	.00	.00	.00	.00

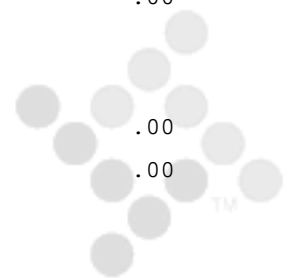


08/07/2013 16:04
mhernandez

CITY OF MONROVIA - LIVE
PROJECTION 1315 / BUDGET ENTRY FUTURE YRS REPORT

PG 142
bgnyrpts

ORG	OBJECT PROJ	DESC	2014	2015	2016	2017	2018	2019
460	FIRE EQUIPMENT/							
51246020	FIRE EQUIP MAIN							
	51246020 4097	VEHCL MTCE	66,000.00	66,500.00	.00	.00	.00	.00
	TOTAL FIRE EQUIP MAIN		66,000.00	66,500.00	.00	.00	.00	.00
	TOTAL FIRE EQUIPMENT/		66,000.00	66,500.00	.00	.00	.00	.00
460	FIRE EQUIPMENT/							
51246020	FIRE EQUIP MAIN							
	51246020 4235	PROP EQUIP	40,000.00	42,000.00	.00	.00	.00	.00
	TOTAL FIRE EQUIP MAIN		40,000.00	42,000.00	.00	.00	.00	.00
	TOTAL FIRE EQUIPMENT/		40,000.00	42,000.00	.00	.00	.00	.00
460	FIRE EQUIPMENT/							
51246020	FIRE EQUIP MAIN							
	51246020 4236	SMALLTOOLS	17,000.00	17,500.00	.00	.00	.00	.00
	TOTAL FIRE EQUIP MAIN		17,000.00	17,500.00	.00	.00	.00	.00
	TOTAL FIRE EQUIPMENT/		17,000.00	17,500.00	.00	.00	.00	.00
460	FIRE EQUIPMENT/							
51246020	FIRE EQUIP MAIN							
	51246020 4237	FIRE HOSE	10,000.00	11,000.00	.00	.00	.00	.00
	TOTAL FIRE EQUIP MAIN		10,000.00	11,000.00	.00	.00	.00	.00
	TOTAL FIRE EQUIPMENT/		10,000.00	11,000.00	.00	.00	.00	.00
460	FIRE EQUIPMENT/							
51246020	FIRE EQUIP MAIN							
	51246020 4242	LADDERS	5,000.00	5,500.00	.00	.00	.00	.00
	TOTAL FIRE EQUIP MAIN		5,000.00	5,500.00	.00	.00	.00	.00
	TOTAL FIRE EQUIPMENT/		5,000.00	5,500.00	.00	.00	.00	.00
460	FIRE EQUIPMENT/							
51246020	FIRE EQUIP MAIN							
	51246020 4243	FIRE-SCBA	4,000.00	4,500.00	.00	.00	.00	.00
	TOTAL FIRE EQUIP MAIN		4,000.00	4,500.00	.00	.00	.00	.00

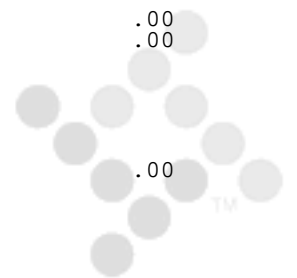


08/07/2013 16:04
mhernandez

CITY OF MONROVIA - LIVE
PROJECTION 1315 / BUDGET ENTRY FUTURE YRS REPORT

PG 143
bgnyrpts

ORG	OBJECT PROJ	DESC	2014	2015	2016	2017	2018	2019
	TOTAL FIRE EQUIPMENT/		4,000.00	4,500.00	.00	.00	.00	.00
460	FIRE EQUIPMENT/							
	51246030	FIRE EQUIP MAIN						
	51246030 4214	RADIO	17,000.00	17,500.00	.00	.00	.00	.00
	TOTAL FIRE EQUIP MAIN		17,000.00	17,500.00	.00	.00	.00	.00
	TOTAL FIRE EQUIPMENT/		17,000.00	17,500.00	.00	.00	.00	.00
461	FIRE VEHICLE RE							
	51246120	FIRE VEHICLE RE						
	51246120 4193	INTRST EXP	3,893.00	.00	.00	.00	.00	.00
	TOTAL FIRE VEHICLE RE		3,893.00	.00	.00	.00	.00	.00
	TOTAL FIRE VEHICLE RE		3,893.00	.00	.00	.00	.00	.00
461	FIRE VEHICLE RE							
	51246140	FIRE VEHICLE RE						
	51246140 4225	DPRCIATION	125,000.00	125,000.00	.00	.00	.00	.00
	TOTAL FIRE VEHICLE RE		125,000.00	125,000.00	.00	.00	.00	.00
	TOTAL FIRE VEHICLE RE		125,000.00	125,000.00	.00	.00	.00	.00
751	EQUIPMENT POOL							
	51275120	EQUIP MAINT PRG						
	51275120 4028	PROF FEES	4,000.00	4,000.00	.00	.00	.00	.00
	TOTAL EQUIP MAINT PRG		4,000.00	4,000.00	.00	.00	.00	.00
	TOTAL EQUIPMENT POOL		4,000.00	4,000.00	.00	.00	.00	.00
751	EQUIPMENT POOL							
	51275120	EQUIP MAINT PRG						
	51275120 4063	RADIO OPR	1,000.00	1,000.00	.00	.00	.00	.00
	TOTAL EQUIP MAINT PRG		1,000.00	1,000.00	.00	.00	.00	.00
	TOTAL EQUIPMENT POOL		1,000.00	1,000.00	.00	.00	.00	.00
751	EQUIPMENT POOL							
	51275120	EQUIP MAINT PRG						
	51275120 4088	CONTVHMAIN	154,121.00	154,121.00	.00	.00	.00	.00

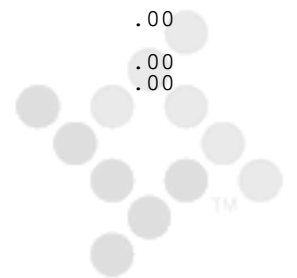


08/07/2013 16:04
mhernandez

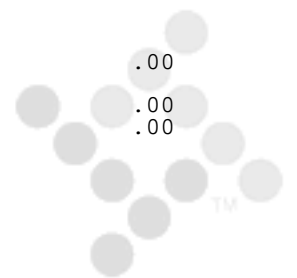
CITY OF MONROVIA - LIVE
PROJECTION 1315 / BUDGET ENTRY FUTURE YRS REPORT

PG 144
bgnyrpts

ORG	OBJECT PROJ	DESC	2014	2015	2016	2017	2018	2019
	TOTAL EQUIP MAINT PRG		154,121.00	154,121.00	.00	.00	.00	.00
	TOTAL EQUIPMENT POOL		154,121.00	154,121.00	.00	.00	.00	.00
751	EQUIPMENT POOL							
51275120	EQUIP MAINT PRG							
51275120 4089	AUTO PARTS		20,000.00	20,000.00	.00	.00	.00	.00
	TOTAL EQUIP MAINT PRG		20,000.00	20,000.00	.00	.00	.00	.00
	TOTAL EQUIPMENT POOL		20,000.00	20,000.00	.00	.00	.00	.00
751	EQUIPMENT POOL							
51275120	EQUIP MAINT PRG							
51275120 4090	TIRES		5,000.00	5,000.00	.00	.00	.00	.00
	TOTAL EQUIP MAINT PRG		5,000.00	5,000.00	.00	.00	.00	.00
	TOTAL EQUIPMENT POOL		5,000.00	5,000.00	.00	.00	.00	.00
751	EQUIPMENT POOL							
51275120	EQUIP MAINT PRG							
51275120 4092	GAS & FUEL		700.00	700.00	.00	.00	.00	.00
	TOTAL EQUIP MAINT PRG		700.00	700.00	.00	.00	.00	.00
	TOTAL EQUIPMENT POOL		700.00	700.00	.00	.00	.00	.00
751	EQUIPMENT POOL							
51275120	EQUIP MAINT PRG							
51275120 4096	SHPEQMAINT		9,000.00	9,000.00	.00	.00	.00	.00
	TOTAL EQUIP MAINT PRG		9,000.00	9,000.00	.00	.00	.00	.00
	TOTAL EQUIPMENT POOL		9,000.00	9,000.00	.00	.00	.00	.00
751	EQUIPMENT POOL							
51275120	EQUIP MAINT PRG							
51275120 4097	VEHCL MTCE		45,000.00	45,000.00	.00	.00	.00	.00
	TOTAL EQUIP MAINT PRG		45,000.00	45,000.00	.00	.00	.00	.00
	TOTAL EQUIPMENT POOL		45,000.00	45,000.00	.00	.00	.00	.00
751	EQUIPMENT POOL							
51275120	EQUIP MAINT PRG							



ORG	OBJECT PROJ	DESC	2014	2015	2016	2017	2018	2019
51275120	4105	MEMB&DUES	100.00	100.00	.00	.00	.00	.00
	TOTAL EQUIP MAINT PRG		100.00	100.00	.00	.00	.00	.00
	TOTAL EQUIPMENT POOL		100.00	100.00	.00	.00	.00	.00
751	EQUIPMENT POOL							
51275120	EQUIP MAINT PRG							
51275120	4108	BKS/SUBS	100.00	100.00	.00	.00	.00	.00
	TOTAL EQUIP MAINT PRG		100.00	100.00	.00	.00	.00	.00
	TOTAL EQUIPMENT POOL		100.00	100.00	.00	.00	.00	.00
751	EQUIPMENT POOL							
51275120	EQUIP MAINT PRG							
51275120	4115	OFFCE SUPP	200.00	200.00	.00	.00	.00	.00
	TOTAL EQUIP MAINT PRG		200.00	200.00	.00	.00	.00	.00
	TOTAL EQUIPMENT POOL		200.00	200.00	.00	.00	.00	.00
751	EQUIPMENT POOL							
51275120	EQUIP MAINT PRG							
51275120	4124	MAINTSUPP	500.00	500.00	.00	.00	.00	.00
	TOTAL EQUIP MAINT PRG		500.00	500.00	.00	.00	.00	.00
	TOTAL EQUIPMENT POOL		500.00	500.00	.00	.00	.00	.00
751	EQUIPMENT POOL							
51275120	EQUIP MAINT PRG							
51275120	4132	POSTAGE	20.00	20.00	.00	.00	.00	.00
	TOTAL EQUIP MAINT PRG		20.00	20.00	.00	.00	.00	.00
	TOTAL EQUIPMENT POOL		20.00	20.00	.00	.00	.00	.00
751	EQUIPMENT POOL							
51275121	EQUIP MAINT PRG							
51275121	4085	TEL I/SCHG	3,831.00	3,831.00	.00	.00	.00	.00
	TOTAL EQUIP MAINT PRG		3,831.00	3,831.00	.00	.00	.00	.00
	TOTAL EQUIPMENT POOL		3,831.00	3,831.00	.00	.00	.00	.00
751	EQUIPMENT POOL							



08/07/2013 16:04
mhernandez

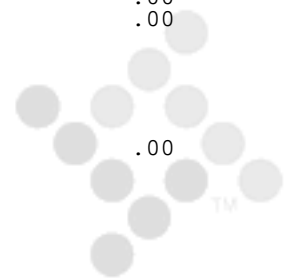
CITY OF MONROVIA - LIVE
PROJECTION 1315 / BUDGET ENTRY FUTURE YRS REPORT

PG 146
bgnyrpts

ORG	OBJECT PROJ	DESC	2014	2015	2016	2017	2018	2019
51275121 EQUIP MAINT PRG								
	51275121 4104	IS I/S CHG	1,596.00	1,596.00	.00	.00	.00	.00
	TOTAL EQUIP MAINT PRG		1,596.00	1,596.00	.00	.00	.00	.00
	TOTAL EQUIPMENT POOL		1,596.00	1,596.00	.00	.00	.00	.00
751 EQUIPMENT POOL								
51275140 EQUIP MAINT PRG								
	51275140 4225	DPRCIATION	2,000.00	2,000.00	.00	.00	.00	.00
	TOTAL EQUIP MAINT PRG		2,000.00	2,000.00	.00	.00	.00	.00
	TOTAL EQUIPMENT POOL		2,000.00	2,000.00	.00	.00	.00	.00
753 PW EQUIP & VEHI								
51275340 PW EQUIP & VEH								
	51275340 4225	DPRCIATION	22,000.00	10,500.00	.00	.00	.00	.00
	TOTAL PW EQUIP & VEH		22,000.00	10,500.00	.00	.00	.00	.00
	TOTAL PW EQUIP & VEHI		22,000.00	10,500.00	.00	.00	.00	.00
222 CENTRAL STORES								
52122220 CENTRAL STORES								
	52122220 4096	SHPEQMAINT	10,180.00	10,180.00	.00	.00	.00	.00
	TOTAL CENTRAL STORES		10,180.00	10,180.00	.00	.00	.00	.00
	TOTAL CENTRAL STORES		10,180.00	10,180.00	.00	.00	.00	.00
222 CENTRAL STORES								
52122220 CENTRAL STORES								
	52122220 4110	EQUIP RNTL	2,690.00	2,690.00	.00	.00	.00	.00
	TOTAL CENTRAL STORES		2,690.00	2,690.00	.00	.00	.00	.00
	TOTAL CENTRAL STORES		2,690.00	2,690.00	.00	.00	.00	.00
222 CENTRAL STORES								
52122220 CENTRAL STORES								
	52122220 4115	OFFCE SUPP	300.00	300.00	.00	.00	.00	.00
	TOTAL CENTRAL STORES		300.00	300.00	.00	.00	.00	.00
	TOTAL CENTRAL STORES		300.00	300.00	.00	.00	.00	.00



ORG	OBJECT PROJ	DESC	2014	2015	2016	2017	2018	2019
222	CENTRAL STORES							
52122220	CENTRAL STORES							
52122220 4124		MAINTSUPP	3,700.00	3,700.00	.00	.00	.00	.00
	TOTAL CENTRAL STORES		3,700.00	3,700.00	.00	.00	.00	.00
	TOTAL CENTRAL STORES		3,700.00	3,700.00	.00	.00	.00	.00
222	CENTRAL STORES							
52122220	CENTRAL STORES							
52122220 4135		PRINTING	100.00	100.00	.00	.00	.00	.00
	TOTAL CENTRAL STORES		100.00	100.00	.00	.00	.00	.00
	TOTAL CENTRAL STORES		100.00	100.00	.00	.00	.00	.00
222	CENTRAL STORES							
52122222	CENTRAL STORES							
52122222 4228		TRSFER OUT	2,002.00	2,002.00	.00	.00	.00	.00
	TOTAL CENTRAL STORES		2,002.00	2,002.00	.00	.00	.00	.00
	TOTAL CENTRAL STORES		2,002.00	2,002.00	.00	.00	.00	.00
223	INFORMATION SYS							
52122310	INFORMATION SYS							
52122310 4000		FTSALARIES	212,333.00	216,131.00	.00	.00	.00	.00
	TOTAL INFORMATION SYS		212,333.00	216,131.00	.00	.00	.00	.00
	TOTAL INFORMATION SYS		212,333.00	216,131.00	.00	.00	.00	.00
223	INFORMATION SYS							
52122310	INFORMATION SYS							
52122310 4013		WRKCOMPINS	7,432.00	7,565.00	.00	.00	.00	.00
	TOTAL INFORMATION SYS		7,432.00	7,565.00	.00	.00	.00	.00
	TOTAL INFORMATION SYS		7,432.00	7,565.00	.00	.00	.00	.00
223	INFORMATION SYS							
52122310	INFORMATION SYS							
52122310 4014		UNEMPLOYINS	967.00	984.00	.00	.00	.00	.00

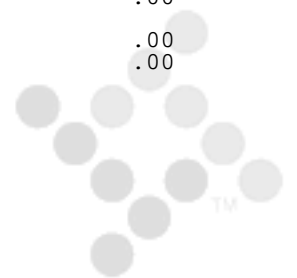


08/07/2013 16:04
mhernandez

CITY OF MONROVIA - LIVE
PROJECTION 1315 / BUDGET ENTRY FUTURE YRS REPORT

PG 148
bgnyrpts

ORG	OBJECT PROJ	DESC	2014	2015	2016	2017	2018	2019
	TOTAL INFORMATION SYS		967.00	984.00	.00	.00	.00	.00
	TOTAL INFORMATION SYS		967.00	984.00	.00	.00	.00	.00
223	INFORMATION SYS							
52122310	INFORMATION SYS							
52122310 4015		SS MEDICRE	3,144.00	3,199.00	.00	.00	.00	.00
	TOTAL INFORMATION SYS		3,144.00	3,199.00	.00	.00	.00	.00
	TOTAL INFORMATION SYS		3,144.00	3,199.00	.00	.00	.00	.00
223	INFORMATION SYS							
52122310	INFORMATION SYS							
52122310 4016		GRPINSUR	11,197.00	11,197.00	.00	.00	.00	.00
	TOTAL INFORMATION SYS		11,197.00	11,197.00	.00	.00	.00	.00
	TOTAL INFORMATION SYS		11,197.00	11,197.00	.00	.00	.00	.00
223	INFORMATION SYS							
52122310	INFORMATION SYS							
52122310 4017		LIFE INS	598.00	598.00	.00	.00	.00	.00
	TOTAL INFORMATION SYS		598.00	598.00	.00	.00	.00	.00
	TOTAL INFORMATION SYS		598.00	598.00	.00	.00	.00	.00
223	INFORMATION SYS							
52122310	INFORMATION SYS							
52122310 4018		DEFCMP/EMP	1,320.00	1,320.00	.00	.00	.00	.00
	TOTAL INFORMATION SYS		1,320.00	1,320.00	.00	.00	.00	.00
	TOTAL INFORMATION SYS		1,320.00	1,320.00	.00	.00	.00	.00
223	INFORMATION SYS							
52122310	INFORMATION SYS							
52122310 4019		L/T DISBLY	3,004.00	3,059.00	.00	.00	.00	.00
	TOTAL INFORMATION SYS		3,004.00	3,059.00	.00	.00	.00	.00
	TOTAL INFORMATION SYS		3,004.00	3,059.00	.00	.00	.00	.00
223	INFORMATION SYS							
52122310	INFORMATION SYS							

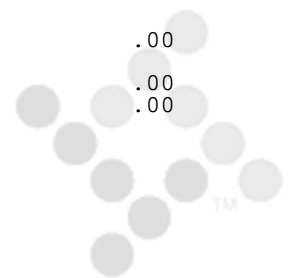


08/07/2013 16:04
mhernandez

CITY OF MONROVIA - LIVE
PROJECTION 1315 / BUDGET ENTRY FUTURE YRS REPORT

PG 149
bgnyrpts

ORG	OBJECT PROJ	DESC	2014	2015	2016	2017	2018	2019
52122310	4020	PERS-EMPLR	56,030.00	60,861.00	.00	.00	.00	.00
	TOTAL INFORMATION SYS		56,030.00	60,861.00	.00	.00	.00	.00
	TOTAL INFORMATION SYS		56,030.00	60,861.00	.00	.00	.00	.00
223	INFORMATION SYS							
52122310	INFORMATION SYS							
52122310	4142	AUTRMBPERSL	2,580.00	2,580.00	.00	.00	.00	.00
	TOTAL INFORMATION SYS		2,580.00	2,580.00	.00	.00	.00	.00
	TOTAL INFORMATION SYS		2,580.00	2,580.00	.00	.00	.00	.00
223	INFORMATION SYS							
52122320	INFORMATION SYS							
52122320	4028	PROF FEES	1,000.00	1,000.00	.00	.00	.00	.00
	TOTAL INFORMATION SYS		1,000.00	1,000.00	.00	.00	.00	.00
	TOTAL INFORMATION SYS		1,000.00	1,000.00	.00	.00	.00	.00
223	INFORMATION SYS							
52122320	INFORMATION SYS							
52122320	4071	EDU&TRAIN	500.00	500.00	.00	.00	.00	.00
	TOTAL INFORMATION SYS		500.00	500.00	.00	.00	.00	.00
	TOTAL INFORMATION SYS		500.00	500.00	.00	.00	.00	.00
223	INFORMATION SYS							
52122320	INFORMATION SYS							
52122320	4105	MEMB&DUES	640.00	640.00	.00	.00	.00	.00
	TOTAL INFORMATION SYS		640.00	640.00	.00	.00	.00	.00
	TOTAL INFORMATION SYS		640.00	640.00	.00	.00	.00	.00
223	INFORMATION SYS							
52122320	INFORMATION SYS							
52122320	4120	COMP MICE	50,000.00	50,000.00	.00	.00	.00	.00
	TOTAL INFORMATION SYS		50,000.00	50,000.00	.00	.00	.00	.00
	TOTAL INFORMATION SYS		50,000.00	50,000.00	.00	.00	.00	.00
223	INFORMATION SYS							



08/07/2013 16:04
mhernandez

CITY OF MONROVIA - LIVE
PROJECTION 1315 / BUDGET ENTRY FUTURE YRS REPORT

PG 150
bgnyrpts

ORG	OBJECT PROJ	DESC	2014	2015	2016	2017	2018	2019
52122320 INFORMATION SYS								
	52122320 4132	POSTAGE	100.00	100.00	.00	.00	.00	.00
	TOTAL INFORMATION SYS		100.00	100.00	.00	.00	.00	.00
	TOTAL INFORMATION SYS		100.00	100.00	.00	.00	.00	.00
223 INFORMATION SYS								
52122320 INFORMATION SYS								
	52122320 4134	CMPSFWRMTC	36,000.00	36,000.00	.00	.00	.00	.00
	TOTAL INFORMATION SYS		36,000.00	36,000.00	.00	.00	.00	.00
	TOTAL INFORMATION SYS		36,000.00	36,000.00	.00	.00	.00	.00
223 INFORMATION SYS								
52122320 INFORMATION SYS								
	52122320 4137	TVLCNFRMTG	500.00	500.00	.00	.00	.00	.00
	TOTAL INFORMATION SYS		500.00	500.00	.00	.00	.00	.00
	TOTAL INFORMATION SYS		500.00	500.00	.00	.00	.00	.00
223 INFORMATION SYS								
52122321 INFORMATION SYS								
	52122321 4078	SIR I/S CH	10,329.00	10,329.00	.00	.00	.00	.00
	TOTAL INFORMATION SYS		10,329.00	10,329.00	.00	.00	.00	.00
	TOTAL INFORMATION SYS		10,329.00	10,329.00	.00	.00	.00	.00
223 INFORMATION SYS								
52122321 INFORMATION SYS								
	52122321 4085	TEL I/SCHG	3,831.00	3,831.00	.00	.00	.00	.00
	TOTAL INFORMATION SYS		3,831.00	3,831.00	.00	.00	.00	.00
	TOTAL INFORMATION SYS		3,831.00	3,831.00	.00	.00	.00	.00
223 INFORMATION SYS								
52122321 INFORMATION SYS								
	52122321 4086	CELPHNISCH	6,378.00	6,378.00	.00	.00	.00	.00
	TOTAL INFORMATION SYS		6,378.00	6,378.00	.00	.00	.00	.00
	TOTAL INFORMATION SYS		6,378.00	6,378.00	.00	.00	.00	.00

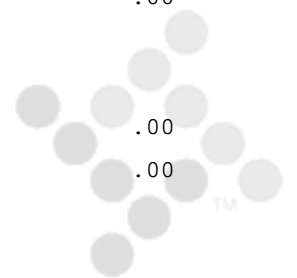


08/07/2013 16:04
mhernandez

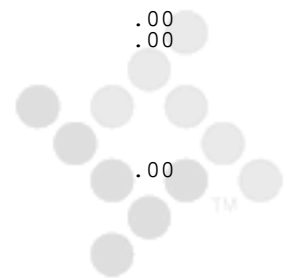
CITY OF MONROVIA - LIVE
PROJECTION 1315 / BUDGET ENTRY FUTURE YRS REPORT

PG 151
bgnyrpts

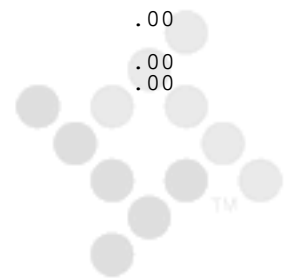
ORG	OBJECT PROJ	DESC	2014	2015	2016	2017	2018	2019
223	INFORMATION SYS							
52122321	INFORMATION SYS							
	52122321 4102	FAC IS CHG	18,188.00	18,188.00	.00	.00	.00	.00
	TOTAL INFORMATION SYS		18,188.00	18,188.00	.00	.00	.00	.00
	TOTAL INFORMATION SYS		18,188.00	18,188.00	.00	.00	.00	.00
223	INFORMATION SYS							
52122321	INFORMATION SYS							
	52122321 4104	IS I/S CHG	9,582.00	9,582.00	.00	.00	.00	.00
	TOTAL INFORMATION SYS		9,582.00	9,582.00	.00	.00	.00	.00
	TOTAL INFORMATION SYS		9,582.00	9,582.00	.00	.00	.00	.00
223	INFORMATION SYS							
52122322	INFORMATION SYS							
	52122322 4228	TRSFER OUT	51,407.00	51,407.00	.00	.00	.00	.00
	TOTAL INFORMATION SYS		51,407.00	51,407.00	.00	.00	.00	.00
	TOTAL INFORMATION SYS		51,407.00	51,407.00	.00	.00	.00	.00
224	TELEPHONE MAINT							
52122410	TELEPHONE MAINT							
	52122410 4000	FTSALARIES	13,226.00	13,226.00	.00	.00	.00	.00
	TOTAL TELEPHONE MAINT		13,226.00	13,226.00	.00	.00	.00	.00
	TOTAL TELEPHONE MAINT		13,226.00	13,226.00	.00	.00	.00	.00
224	TELEPHONE MAINT							
52122410	TELEPHONE MAINT							
	52122410 4013	WRKCOMPINS	463.00	463.00	.00	.00	.00	.00
	TOTAL TELEPHONE MAINT		463.00	463.00	.00	.00	.00	.00
	TOTAL TELEPHONE MAINT		463.00	463.00	.00	.00	.00	.00
224	TELEPHONE MAINT							
52122410	TELEPHONE MAINT							
	52122410 4014	UNEMPLOYINS	61.00	61.00	.00	.00	.00	.00
	TOTAL TELEPHONE MAINT		61.00	61.00	.00	.00	.00	.00



ORG	OBJECT PROJ	DESC	2014	2015	2016	2017	2018	2019
	TOTAL TELEPHONE MAINT		61.00	61.00	.00	.00	.00	.00
224	TELEPHONE MAINT							
52122410	TELEPHONE MAINT							
52122410 4015		SS MEDICRE	198.00	198.00	.00	.00	.00	.00
	TOTAL TELEPHONE MAINT		198.00	198.00	.00	.00	.00	.00
	TOTAL TELEPHONE MAINT		198.00	198.00	.00	.00	.00	.00
224	TELEPHONE MAINT							
52122410	TELEPHONE MAINT							
52122410 4016		GRPINSUR	535.00	535.00	.00	.00	.00	.00
	TOTAL TELEPHONE MAINT		535.00	535.00	.00	.00	.00	.00
	TOTAL TELEPHONE MAINT		535.00	535.00	.00	.00	.00	.00
224	TELEPHONE MAINT							
52122410	TELEPHONE MAINT							
52122410 4017		LIFE INS	58.00	58.00	.00	.00	.00	.00
	TOTAL TELEPHONE MAINT		58.00	58.00	.00	.00	.00	.00
	TOTAL TELEPHONE MAINT		58.00	58.00	.00	.00	.00	.00
224	TELEPHONE MAINT							
52122410	TELEPHONE MAINT							
52122410 4018		DEFCMP/EMP	120.00	120.00	.00	.00	.00	.00
	TOTAL TELEPHONE MAINT		120.00	120.00	.00	.00	.00	.00
	TOTAL TELEPHONE MAINT		120.00	120.00	.00	.00	.00	.00
224	TELEPHONE MAINT							
52122410	TELEPHONE MAINT							
52122410 4019		L/T DISBLY	185.00	185.00	.00	.00	.00	.00
	TOTAL TELEPHONE MAINT		185.00	185.00	.00	.00	.00	.00
	TOTAL TELEPHONE MAINT		185.00	185.00	.00	.00	.00	.00
224	TELEPHONE MAINT							
52122410	TELEPHONE MAINT							
52122410 4020		PERS-EMPLR	3,495.00	3,733.00	.00	.00	.00	.00



ORG	OBJECT PROJ	DESC	2014	2015	2016	2017	2018	2019
	TOTAL TELEPHONE MAINT		3,495.00	3,733.00	.00	.00	.00	.00
	TOTAL TELEPHONE MAINT		3,495.00	3,733.00	.00	.00	.00	.00
224	TELEPHONE MAINT							
52122410	TELEPHONE MAINT							
52122410 4142		AUTRMBPRSL	240.00	240.00	.00	.00	.00	.00
	TOTAL TELEPHONE MAINT		240.00	240.00	.00	.00	.00	.00
	TOTAL TELEPHONE MAINT		240.00	240.00	.00	.00	.00	.00
224	TELEPHONE MAINT							
52122420	TELEPHONE MAINT							
52122420 4087		CELLPHNOPR	90,000.00	90,000.00	.00	.00	.00	.00
	TOTAL TELEPHONE MAINT		90,000.00	90,000.00	.00	.00	.00	.00
	TOTAL TELEPHONE MAINT		90,000.00	90,000.00	.00	.00	.00	.00
224	TELEPHONE MAINT							
52122420	TELEPHONE MAINT							
52122420 4120		COMP MICE	4,000.00	4,000.00	.00	.00	.00	.00
	TOTAL TELEPHONE MAINT		4,000.00	4,000.00	.00	.00	.00	.00
	TOTAL TELEPHONE MAINT		4,000.00	4,000.00	.00	.00	.00	.00
224	TELEPHONE MAINT							
52122420	TELEPHONE MAINT							
52122420 4121		INTRNT SVC	27,000.00	27,000.00	.00	.00	.00	.00
	TOTAL TELEPHONE MAINT		27,000.00	27,000.00	.00	.00	.00	.00
	TOTAL TELEPHONE MAINT		27,000.00	27,000.00	.00	.00	.00	.00
224	TELEPHONE MAINT							
52122420	TELEPHONE MAINT							
52122420 4134		CMPSFWRMTC	16,000.00	16,000.00	.00	.00	.00	.00
	TOTAL TELEPHONE MAINT		16,000.00	16,000.00	.00	.00	.00	.00
	TOTAL TELEPHONE MAINT		16,000.00	16,000.00	.00	.00	.00	.00
224	TELEPHONE MAINT							
52122420	TELEPHONE MAINT							



ORG	OBJECT PROJ	DESC	2014	2015	2016	2017	2018	2019
52122420	4153	PHNCHGS-LD	7,000.00	7,000.00	.00	.00	.00	.00
	TOTAL TELEPHONE MAINT		7,000.00	7,000.00	.00	.00	.00	.00
	TOTAL TELEPHONE MAINT		7,000.00	7,000.00	.00	.00	.00	.00
224	TELEPHONE MAINT							
52122420	TELEPHONE MAINT							
52122420	4155	PHNCHGSLCL	110,000.00	110,000.00	.00	.00	.00	.00
	TOTAL TELEPHONE MAINT		110,000.00	110,000.00	.00	.00	.00	.00
	TOTAL TELEPHONE MAINT		110,000.00	110,000.00	.00	.00	.00	.00
224	TELEPHONE MAINT							
52122420	TELEPHONE MAINT							
52122420	4270	FIBERMAINT	15,000.00	15,000.00	.00	.00	.00	.00
	TOTAL TELEPHONE MAINT		15,000.00	15,000.00	.00	.00	.00	.00
	TOTAL TELEPHONE MAINT		15,000.00	15,000.00	.00	.00	.00	.00
224	TELEPHONE MAINT							
52122421	TELEPHONE MAINT							
52122421	4078	SIR I/S CH	643.00	643.00	.00	.00	.00	.00
	TOTAL TELEPHONE MAINT		643.00	643.00	.00	.00	.00	.00
	TOTAL TELEPHONE MAINT		643.00	643.00	.00	.00	.00	.00
224	TELEPHONE MAINT							
52122422	TELEPHONE MAINT							
52122422	4228	TRSFRR OUT	5,443.00	5,443.00	.00	.00	.00	.00
	TOTAL TELEPHONE MAINT		5,443.00	5,443.00	.00	.00	.00	.00
	TOTAL TELEPHONE MAINT		5,443.00	5,443.00	.00	.00	.00	.00
225	FINANCE COMPUTE							
52122510	FINANCE COMP SY							
52122510	4000	FTSALARIES	129,484.00	129,484.00	.00	.00	.00	.00
	TOTAL FINANCE COMP SY		129,484.00	129,484.00	.00	.00	.00	.00
	TOTAL FINANCE COMPUTE		129,484.00	129,484.00	.00	.00	.00	.00
225	FINANCE COMPUTE							



ORG	OBJECT PROJ	DESC	2014	2015	2016	2017	2018	2019
52122510 FINANCE COMP SY								
	52122510 4004	PTSALARIES	4,000.00	4,000.00	.00	.00	.00	.00
	TOTAL FINANCE COMP SY		4,000.00	4,000.00	.00	.00	.00	.00
	TOTAL FINANCE COMPUTE		4,000.00	4,000.00	.00	.00	.00	.00
225	FINANCE COMPUTE							
52122510 FINANCE COMP SY								
	52122510 4013	WRKCOMPINS	4,672.00	4,672.00	.00	.00	.00	.00
	TOTAL FINANCE COMP SY		4,672.00	4,672.00	.00	.00	.00	.00
	TOTAL FINANCE COMPUTE		4,672.00	4,672.00	.00	.00	.00	.00
225	FINANCE COMPUTE							
52122510 FINANCE COMP SY								
	52122510 4014	UNEMPLYINS	604.00	604.00	.00	.00	.00	.00
	TOTAL FINANCE COMP SY		604.00	604.00	.00	.00	.00	.00
	TOTAL FINANCE COMPUTE		604.00	604.00	.00	.00	.00	.00
225	FINANCE COMPUTE							
52122510 FINANCE COMP SY								
	52122510 4015	SS MEDICRE	1,954.00	1,954.00	.00	.00	.00	.00
	TOTAL FINANCE COMP SY		1,954.00	1,954.00	.00	.00	.00	.00
	TOTAL FINANCE COMPUTE		1,954.00	1,954.00	.00	.00	.00	.00
225	FINANCE COMPUTE							
52122510 FINANCE COMP SY								
	52122510 4016	GRPINSUR	7,072.00	7,072.00	.00	.00	.00	.00
	TOTAL FINANCE COMP SY		7,072.00	7,072.00	.00	.00	.00	.00
	TOTAL FINANCE COMPUTE		7,072.00	7,072.00	.00	.00	.00	.00
225	FINANCE COMPUTE							
52122510 FINANCE COMP SY								
	52122510 4017	LIFE INS	175.00	175.00	.00	.00	.00	.00
	TOTAL FINANCE COMP SY		175.00	175.00	.00	.00	.00	.00
	TOTAL FINANCE COMPUTE		175.00	175.00	.00	.00	.00	.00

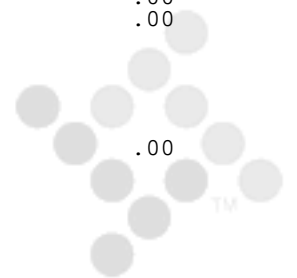


08/07/2013 16:04
mhernandez

CITY OF MONROVIA - LIVE
PROJECTION 1315 / BUDGET ENTRY FUTURE YRS REPORT

PG 156
bgnyrpts

ORG	OBJECT PROJ	DESC	2014	2015	2016	2017	2018	2019
225	FINANCE	COMPUTE						
52122510	FINANCE	COMP SY						
52122510 4018		DEFEMP/EMP	360.00	360.00	.00	.00	.00	.00
	TOTAL FINANCE	COMP SY	360.00	360.00	.00	.00	.00	.00
	TOTAL FINANCE	COMPUTE	360.00	360.00	.00	.00	.00	.00
225	FINANCE	COMPUTE						
52122510	FINANCE	COMP SY						
52122510 4019		L/T DISBLY	1,838.00	1,838.00	.00	.00	.00	.00
	TOTAL FINANCE	COMP SY	1,838.00	1,838.00	.00	.00	.00	.00
	TOTAL FINANCE	COMPUTE	1,838.00	1,838.00	.00	.00	.00	.00
225	FINANCE	COMPUTE						
52122510	FINANCE	COMP SY						
52122510 4020		PERS-EMPLR	34,897.00	37,280.00	.00	.00	.00	.00
	TOTAL FINANCE	COMP SY	34,897.00	37,280.00	.00	.00	.00	.00
	TOTAL FINANCE	COMPUTE	34,897.00	37,280.00	.00	.00	.00	.00
225	FINANCE	COMPUTE						
52122510	FINANCE	COMP SY						
52122510 4021		PT PERSEMP	150.00	150.00	.00	.00	.00	.00
	TOTAL FINANCE	COMP SY	150.00	150.00	.00	.00	.00	.00
	TOTAL FINANCE	COMPUTE	150.00	150.00	.00	.00	.00	.00
225	FINANCE	COMPUTE						
52122510	FINANCE	COMP SY						
52122510 4142		AUTRMBPRSL	720.00	720.00	.00	.00	.00	.00
	TOTAL FINANCE	COMP SY	720.00	720.00	.00	.00	.00	.00
	TOTAL FINANCE	COMPUTE	720.00	720.00	.00	.00	.00	.00
225	FINANCE	COMPUTE						
52122510	FINANCE	COMP SY						
52122510 4265		RETIREEMED	221.00	260.00	.00	.00	.00	.00

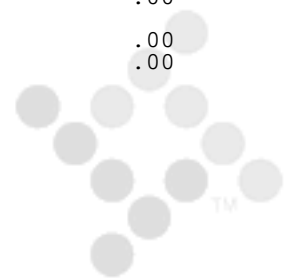


08/07/2013 16:04
mhernandez

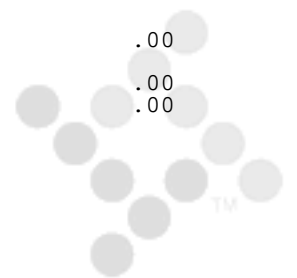
CITY OF MONROVIA - LIVE
PROJECTION 1315 / BUDGET ENTRY FUTURE YRS REPORT

PG 157
bgnyrpts

ORG	OBJECT PROJ	DESC	2014	2015	2016	2017	2018	2019
	TOTAL FINANCE COMP SY		221.00	260.00	.00	.00	.00	.00
	TOTAL FINANCE COMPUTE		221.00	260.00	.00	.00	.00	.00
225	FINANCE COMPUTE							
52122520	FINANCE COMP SY							
	52122520 4028	PROF FEES	6,050.00	4,750.00	.00	.00	.00	.00
	TOTAL FINANCE COMP SY		6,050.00	4,750.00	.00	.00	.00	.00
	TOTAL FINANCE COMPUTE		6,050.00	4,750.00	.00	.00	.00	.00
225	FINANCE COMPUTE							
52122520	FINANCE COMP SY							
	52122520 4096	SHPEQMAINT	64,230.00	67,440.00	.00	.00	.00	.00
	TOTAL FINANCE COMP SY		64,230.00	67,440.00	.00	.00	.00	.00
	TOTAL FINANCE COMPUTE		64,230.00	67,440.00	.00	.00	.00	.00
225	FINANCE COMPUTE							
52122520	FINANCE COMP SY							
	52122520 4115	OFFCE SUPP	200.00	200.00	.00	.00	.00	.00
	TOTAL FINANCE COMP SY		200.00	200.00	.00	.00	.00	.00
	TOTAL FINANCE COMPUTE		200.00	200.00	.00	.00	.00	.00
225	FINANCE COMPUTE							
52122520	FINANCE COMP SY							
	52122520 4120	COMP MICE	7,500.00	6,500.00	.00	.00	.00	.00
	TOTAL FINANCE COMP SY		7,500.00	6,500.00	.00	.00	.00	.00
	TOTAL FINANCE COMPUTE		7,500.00	6,500.00	.00	.00	.00	.00
225	FINANCE COMPUTE							
52122520	FINANCE COMP SY							
	52122520 4124	MAINTSUPP	100.00	100.00	.00	.00	.00	.00
	TOTAL FINANCE COMP SY		100.00	100.00	.00	.00	.00	.00
	TOTAL FINANCE COMPUTE		100.00	100.00	.00	.00	.00	.00
225	FINANCE COMPUTE							
52122520	FINANCE COMP SY							



ORG	OBJECT PROJ	DESC	2014	2015	2016	2017	2018	2019	
	52122520	4160	MISC EXP	100.00	100.00	.00	.00	.00	.00
		TOTAL FINANCE COMP SY	100.00	100.00	.00	.00	.00	.00	
		TOTAL FINANCE COMPUTE	100.00	100.00	.00	.00	.00	.00	
225		FINANCE COMPUTE							
	52122521	FINANCE COMPY S							
	52122521	4078	SIR I/S CH	6,299.00	6,299.00	.00	.00	.00	
		TOTAL FINANCE COMPY S	6,299.00	6,299.00	.00	.00	.00	.00	
		TOTAL FINANCE COMPUTE	6,299.00	6,299.00	.00	.00	.00	.00	
225		FINANCE COMPUTE							
	52122522	FINANCE COMP SY							
	52122522	4228	TRSFR OUT	31,934.00	31,934.00	.00	.00	.00	
		TOTAL FINANCE COMP SY	31,934.00	31,934.00	.00	.00	.00	.00	
		TOTAL FINANCE COMPUTE	31,934.00	31,934.00	.00	.00	.00	.00	
234		LIABILITY INSUR							
	53123410	LIABILITY INSUR							
	53123410	4000	FTSALARIES	93,773.00	95,235.00	.00	.00	.00	
		TOTAL LIABILITY INSUR	93,773.00	95,235.00	.00	.00	.00	.00	
		TOTAL LIABILITY INSUR	93,773.00	95,235.00	.00	.00	.00	.00	
234		LIABILITY INSUR							
	53123410	LIABILITY INSUR							
	53123410	4004	PTSALARIES	8,000.00	8,000.00	.00	.00	.00	
		TOTAL LIABILITY INSUR	8,000.00	8,000.00	.00	.00	.00	.00	
		TOTAL LIABILITY INSUR	8,000.00	8,000.00	.00	.00	.00	.00	
234		LIABILITY INSUR							
	53123410	LIABILITY INSUR							
	53123410	4013	WRKCOMPINS	3,555.00	3,606.00	.00	.00	.00	
		TOTAL LIABILITY INSUR	3,555.00	3,606.00	.00	.00	.00	.00	
		TOTAL LIABILITY INSUR	3,555.00	3,606.00	.00	.00	.00	.00	
234		LIABILITY INSUR							



08/07/2013 16:04
mhernandez

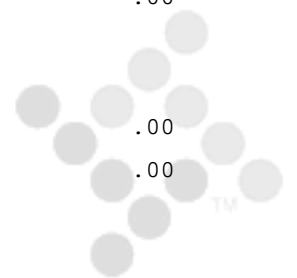
CITY OF MONROVIA - LIVE
PROJECTION 1315 / BUDGET ENTRY FUTURE YRS REPORT

PG 159
bgnyrpts

ORG	OBJECT PROJ	DESC	2014	2015	2016	2017	2018	2019
53123410 LIABILITY INSUR								
	53123410 4014	UNEMPLYINS	463.00	470.00	.00	.00	.00	.00
	TOTAL LIABILITY INSUR		463.00	470.00	.00	.00	.00	.00
	TOTAL LIABILITY INSUR		463.00	470.00	.00	.00	.00	.00
234 LIABILITY INSUR								
53123410 LIABILITY INSUR								
	53123410 4015	SS MEDICRE	1,504.00	1,526.00	.00	.00	.00	.00
	TOTAL LIABILITY INSUR		1,504.00	1,526.00	.00	.00	.00	.00
	TOTAL LIABILITY INSUR		1,504.00	1,526.00	.00	.00	.00	.00
234 LIABILITY INSUR								
53123410 LIABILITY INSUR								
	53123410 4016	GRPINSUR	6,129.00	6,129.00	.00	.00	.00	.00
	TOTAL LIABILITY INSUR		6,129.00	6,129.00	.00	.00	.00	.00
	TOTAL LIABILITY INSUR		6,129.00	6,129.00	.00	.00	.00	.00
234 LIABILITY INSUR								
53123410 LIABILITY INSUR								
	53123410 4017	LIFE INS	246.00	248.00	.00	.00	.00	.00
	TOTAL LIABILITY INSUR		246.00	248.00	.00	.00	.00	.00
	TOTAL LIABILITY INSUR		246.00	248.00	.00	.00	.00	.00
234 LIABILITY INSUR								
53123410 LIABILITY INSUR								
	53123410 4018	DEFCMP/EMP	600.00	600.00	.00	.00	.00	.00
	TOTAL LIABILITY INSUR		600.00	600.00	.00	.00	.00	.00
	TOTAL LIABILITY INSUR		600.00	600.00	.00	.00	.00	.00
234 LIABILITY INSUR								
53123410 LIABILITY INSUR								
	53123410 4019	L/T DISBLY	1,323.00	1,344.00	.00	.00	.00	.00
	TOTAL LIABILITY INSUR		1,323.00	1,344.00	.00	.00	.00	.00
	TOTAL LIABILITY INSUR		1,323.00	1,344.00	.00	.00	.00	.00



ORG	OBJECT PROJ	DESC	2014	2015	2016	2017	2018	2019
234	LIABILITY INSUR							
53123410	LIABILITY INSUR							
	53123410 4020	PERS-EMPLR	24,805.00	26,894.00	.00	.00	.00	.00
	TOTAL LIABILITY INSUR		24,805.00	26,894.00	.00	.00	.00	.00
	TOTAL LIABILITY INSUR		24,805.00	26,894.00	.00	.00	.00	.00
234	LIABILITY INSUR							
53123410	LIABILITY INSUR							
	53123410 4021	PT PERSEMP	300.00	300.00	.00	.00	.00	.00
	TOTAL LIABILITY INSUR		300.00	300.00	.00	.00	.00	.00
	TOTAL LIABILITY INSUR		300.00	300.00	.00	.00	.00	.00
234	LIABILITY INSUR							
53123410	LIABILITY INSUR							
	53123410 4142	AUTRMBPRSL	1,140.00	1,140.00	.00	.00	.00	.00
	TOTAL LIABILITY INSUR		1,140.00	1,140.00	.00	.00	.00	.00
	TOTAL LIABILITY INSUR		1,140.00	1,140.00	.00	.00	.00	.00
234	LIABILITY INSUR							
53123410	LIABILITY INSUR							
	53123410 4265	RETIREEMED	324.00	324.00	.00	.00	.00	.00
	TOTAL LIABILITY INSUR		324.00	324.00	.00	.00	.00	.00
	TOTAL LIABILITY INSUR		324.00	324.00	.00	.00	.00	.00
234	LIABILITY INSUR							
53123420	LIABILITY INSUR							
	53123420 4028	PROF FEES	100,000.00	100,000.00	.00	.00	.00	.00
	TOTAL LIABILITY INSUR		100,000.00	100,000.00	.00	.00	.00	.00
	TOTAL LIABILITY INSUR		100,000.00	100,000.00	.00	.00	.00	.00
234	LIABILITY INSUR							
53123420	LIABILITY INSUR							
	53123420 4071	EDU&TRAIN	2,500.00	2,500.00	.00	.00	.00	.00
	TOTAL LIABILITY INSUR		2,500.00	2,500.00	.00	.00	.00	.00

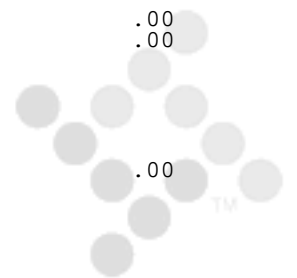


08/07/2013 16:04
mhernandez

CITY OF MONROVIA - LIVE
PROJECTION 1315 / BUDGET ENTRY FUTURE YRS REPORT

PG 161
bgnyrpts

ORG	OBJECT PROJ	DESC	2014	2015	2016	2017	2018	2019
	TOTAL LIABILITY INSUR		2,500.00	2,500.00	.00	.00	.00	.00
234	LIABILITY INSUR							
53123420	LIABILITY INSUR							
	53123420 4077	PRMIUM EXP	690,000.00	690,000.00	.00	.00	.00	.00
	TOTAL LIABILITY INSUR		690,000.00	690,000.00	.00	.00	.00	.00
	TOTAL LIABILITY INSUR		690,000.00	690,000.00	.00	.00	.00	.00
234	LIABILITY INSUR							
53123420	LIABILITY INSUR							
	53123420 4079	CLMSPD-SIR	125,000.00	125,000.00	.00	.00	.00	.00
	TOTAL LIABILITY INSUR		125,000.00	125,000.00	.00	.00	.00	.00
	TOTAL LIABILITY INSUR		125,000.00	125,000.00	.00	.00	.00	.00
234	LIABILITY INSUR							
53123420	LIABILITY INSUR							
	53123420 4080	CNTRCTSVCS	20,000.00	20,000.00	.00	.00	.00	.00
	TOTAL LIABILITY INSUR		20,000.00	20,000.00	.00	.00	.00	.00
	TOTAL LIABILITY INSUR		20,000.00	20,000.00	.00	.00	.00	.00
234	LIABILITY INSUR							
53123420	LIABILITY INSUR							
	53123420 4105	MEMB&DUES	200.00	200.00	.00	.00	.00	.00
	TOTAL LIABILITY INSUR		200.00	200.00	.00	.00	.00	.00
	TOTAL LIABILITY INSUR		200.00	200.00	.00	.00	.00	.00
234	LIABILITY INSUR							
53123420	LIABILITY INSUR							
	53123420 4108	BKS/SUBS	300.00	300.00	.00	.00	.00	.00
	TOTAL LIABILITY INSUR		300.00	300.00	.00	.00	.00	.00
	TOTAL LIABILITY INSUR		300.00	300.00	.00	.00	.00	.00
234	LIABILITY INSUR							
53123420	LIABILITY INSUR							
	53123420 4115	OFFCE SUPP	1,200.00	1,200.00	.00	.00	.00	.00

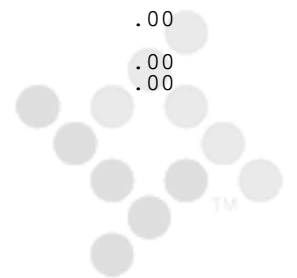


08/07/2013 16:04
mhernandez

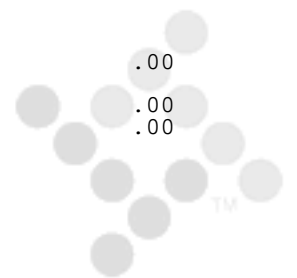
CITY OF MONROVIA - LIVE
PROJECTION 1315 / BUDGET ENTRY FUTURE YRS REPORT

PG 162
bgnyrpts

ORG	OBJECT PROJ	DESC	2014	2015	2016	2017	2018	2019
	TOTAL LIABILITY INSUR		1,200.00	1,200.00	.00	.00	.00	.00
	TOTAL LIABILITY INSUR		1,200.00	1,200.00	.00	.00	.00	.00
234	LIABILITY INSUR							
53123420	LIABILITY INSUR							
53123420 4120	COMP MICE		200.00	200.00	.00	.00	.00	.00
	TOTAL LIABILITY INSUR		200.00	200.00	.00	.00	.00	.00
	TOTAL LIABILITY INSUR		200.00	200.00	.00	.00	.00	.00
234	LIABILITY INSUR							
53123420	LIABILITY INSUR							
53123420 4132	POSTAGE		300.00	300.00	.00	.00	.00	.00
	TOTAL LIABILITY INSUR		300.00	300.00	.00	.00	.00	.00
	TOTAL LIABILITY INSUR		300.00	300.00	.00	.00	.00	.00
234	LIABILITY INSUR							
53123420	LIABILITY INSUR							
53123420 4135	PRINTING		2,500.00	2,500.00	.00	.00	.00	.00
	TOTAL LIABILITY INSUR		2,500.00	2,500.00	.00	.00	.00	.00
	TOTAL LIABILITY INSUR		2,500.00	2,500.00	.00	.00	.00	.00
234	LIABILITY INSUR							
53123420	LIABILITY INSUR							
53123420 4137	TVLCNFRMTG		3,000.00	3,000.00	.00	.00	.00	.00
	TOTAL LIABILITY INSUR		3,000.00	3,000.00	.00	.00	.00	.00
	TOTAL LIABILITY INSUR		3,000.00	3,000.00	.00	.00	.00	.00
234	LIABILITY INSUR							
53123420	LIABILITY INSUR							
53123420 4160	MISC EXP		200.00	200.00	.00	.00	.00	.00
	TOTAL LIABILITY INSUR		200.00	200.00	.00	.00	.00	.00
	TOTAL LIABILITY INSUR		200.00	200.00	.00	.00	.00	.00
234	LIABILITY INSUR							
53123420	LIABILITY INSUR							



ORG	OBJECT PROJ	DESC	2014	2015	2016	2017	2018	2019	
	53123420	4269	LEGAL FEES	400,000.00	400,000.00	.00	.00	.00	.00
		TOTAL LIABILITY INSUR	400,000.00	400,000.00	.00	.00	.00	.00	.00
		TOTAL LIABILITY INSUR	400,000.00	400,000.00	.00	.00	.00	.00	.00
234		LIABILITY INSUR							
	53123421	LIABILITY INSUR							
	53123421	4078	SIR I/S CH	4,562.00	4,562.00	.00	.00	.00	.00
		TOTAL LIABILITY INSUR	4,562.00	4,562.00	.00	.00	.00	.00	.00
		TOTAL LIABILITY INSUR	4,562.00	4,562.00	.00	.00	.00	.00	.00
234		LIABILITY INSUR							
	53123421	LIABILITY INSUR							
	53123421	4102	FAC IS CHG	3,032.00	3,032.00	.00	.00	.00	.00
		TOTAL LIABILITY INSUR	3,032.00	3,032.00	.00	.00	.00	.00	.00
		TOTAL LIABILITY INSUR	3,032.00	3,032.00	.00	.00	.00	.00	.00
234		LIABILITY INSUR							
	53123421	LIABILITY INSUR							
	53123421	4104	IS I/S CHG	1,596.00	1,596.00	.00	.00	.00	.00
		TOTAL LIABILITY INSUR	1,596.00	1,596.00	.00	.00	.00	.00	.00
		TOTAL LIABILITY INSUR	1,596.00	1,596.00	.00	.00	.00	.00	.00
233		WORKERS COMP IN							
	53223310	WORKERS COMP IN							
	53223310	4000	FTSALARIES	77,368.00	78,861.00	.00	.00	.00	.00
		TOTAL WORKERS COMP IN	77,368.00	78,861.00	.00	.00	.00	.00	.00
		TOTAL WORKERS COMP IN	77,368.00	78,861.00	.00	.00	.00	.00	.00
233		WORKERS COMP IN							
	53223310	WORKERS COMP IN							
	53223310	4004	PTSALARIES	8,000.00	8,000.00	.00	.00	.00	.00
		TOTAL WORKERS COMP IN	8,000.00	8,000.00	.00	.00	.00	.00	.00
		TOTAL WORKERS COMP IN	8,000.00	8,000.00	.00	.00	.00	.00	.00
233		WORKERS COMP IN							



ORG	OBJECT PROJ	DESC	2014	2015	2016	2017	2018	2019
<hr/>								
53223310	WORKERS COMP	IN						
53223310 4013		WRKCOMPINS	2,981.00	3,033.00	.00	.00	.00	.00
	TOTAL WORKERS COMP	IN	2,981.00	3,033.00	.00	.00	.00	.00
	TOTAL WORKERS COMP	IN	2,981.00	3,033.00	.00	.00	.00	.00
233	WORKERS COMP	IN						
<hr/>								
53223310	WORKERS COMP	IN						
53223310 4014		UNEMPTYINS	387.00	394.00	.00	.00	.00	.00
	TOTAL WORKERS COMP	IN	387.00	394.00	.00	.00	.00	.00
	TOTAL WORKERS COMP	IN	387.00	394.00	.00	.00	.00	.00
233	WORKERS COMP	IN						
<hr/>								
53223310	WORKERS COMP	IN						
53223310 4015		SS MEDICRE	1,256.00	1,278.00	.00	.00	.00	.00
	TOTAL WORKERS COMP	IN	1,256.00	1,278.00	.00	.00	.00	.00
	TOTAL WORKERS COMP	IN	1,256.00	1,278.00	.00	.00	.00	.00
233	WORKERS COMP	IN						
<hr/>								
53223310	WORKERS COMP	IN						
53223310 4016		GRPINSUR	5,322.00	5,322.00	.00	.00	.00	.00
	TOTAL WORKERS COMP	IN	5,322.00	5,322.00	.00	.00	.00	.00
	TOTAL WORKERS COMP	IN	5,322.00	5,322.00	.00	.00	.00	.00
233	WORKERS COMP	IN						
<hr/>								
53223310	WORKERS COMP	IN						
53223310 4017		LIFE INS	170.00	172.00	.00	.00	.00	.00
	TOTAL WORKERS COMP	IN	170.00	172.00	.00	.00	.00	.00
	TOTAL WORKERS COMP	IN	170.00	172.00	.00	.00	.00	.00
233	WORKERS COMP	IN						
<hr/>								
53223310	WORKERS COMP	IN						
53223310 4018		DEFEMP/EMP	360.00	360.00	.00	.00	.00	.00
	TOTAL WORKERS COMP	IN	360.00	360.00	.00	.00	.00	.00
	TOTAL WORKERS COMP	IN	360.00	360.00	.00	.00	.00	.00

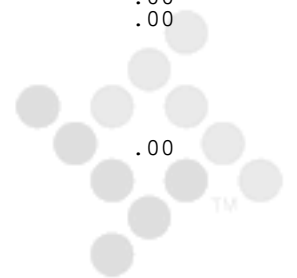


08/07/2013 16:04
mhernandez

CITY OF MONROVIA - LIVE
PROJECTION 1315 / BUDGET ENTRY FUTURE YRS REPORT

PG 165
bgnyrpts

ORG	OBJECT PROJ	DESC	2014	2015	2016	2017	2018	2019
233	WORKERS COMP	IN						
53223310	WORKERS COMP	IN						
53223310 4019		L/T DISBLY	1,096.00	1,117.00	.00	.00	.00	.00
	TOTAL WORKERS COMP	IN	1,096.00	1,117.00	.00	.00	.00	.00
	TOTAL WORKERS COMP	IN	1,096.00	1,117.00	.00	.00	.00	.00
233	WORKERS COMP	IN						
53223310	WORKERS COMP	IN						
53223310 4020		PERS-EMPLR	20,516.00	22,321.00	.00	.00	.00	.00
	TOTAL WORKERS COMP	IN	20,516.00	22,321.00	.00	.00	.00	.00
	TOTAL WORKERS COMP	IN	20,516.00	22,321.00	.00	.00	.00	.00
233	WORKERS COMP	IN						
53223310	WORKERS COMP	IN						
53223310 4021		PT PERSEMP	300.00	300.00	.00	.00	.00	.00
	TOTAL WORKERS COMP	IN	300.00	300.00	.00	.00	.00	.00
	TOTAL WORKERS COMP	IN	300.00	300.00	.00	.00	.00	.00
233	WORKERS COMP	IN						
53223310	WORKERS COMP	IN						
53223310 4142		AUTRMBPRL	720.00	720.00	.00	.00	.00	.00
	TOTAL WORKERS COMP	IN	720.00	720.00	.00	.00	.00	.00
	TOTAL WORKERS COMP	IN	720.00	720.00	.00	.00	.00	.00
233	WORKERS COMP	IN						
53223310	WORKERS COMP	IN						
53223310 4265		RETIREEMED	328.00	328.00	.00	.00	.00	.00
	TOTAL WORKERS COMP	IN	328.00	328.00	.00	.00	.00	.00
	TOTAL WORKERS COMP	IN	328.00	328.00	.00	.00	.00	.00
233	WORKERS COMP	IN						
53223320	WORKERS COMP	IN						
53223320 4028		PROF FEES	5,000.00	5,000.00	.00	.00	.00	.00

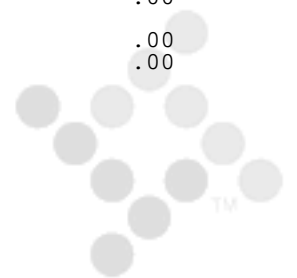


08/07/2013 16:04
mhernandez

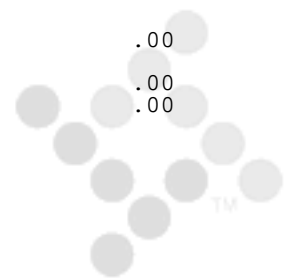
CITY OF MONROVIA - LIVE
PROJECTION 1315 / BUDGET ENTRY FUTURE YRS REPORT

PG 166
bgnyrpts

ORG	OBJECT PROJ	DESC	2014	2015	2016	2017	2018	2019
	TOTAL WORKERS COMP IN		5,000.00	5,000.00	.00	.00	.00	.00
	TOTAL WORKERS COMP IN		5,000.00	5,000.00	.00	.00	.00	.00
233	WORKERS COMP IN							
53223320	WORKERS COMP IN							
	53223320 4071	EDU&TRAIN	200.00	200.00	.00	.00	.00	.00
	TOTAL WORKERS COMP IN		200.00	200.00	.00	.00	.00	.00
	TOTAL WORKERS COMP IN		200.00	200.00	.00	.00	.00	.00
233	WORKERS COMP IN							
53223320	WORKERS COMP IN							
	53223320 4074	CNTRCT SVC	80,000.00	80,000.00	.00	.00	.00	.00
	TOTAL WORKERS COMP IN		80,000.00	80,000.00	.00	.00	.00	.00
	TOTAL WORKERS COMP IN		80,000.00	80,000.00	.00	.00	.00	.00
233	WORKERS COMP IN							
53223320	WORKERS COMP IN							
	53223320 4077	PRMIUM EXP	120,000.00	120,000.00	.00	.00	.00	.00
	TOTAL WORKERS COMP IN		120,000.00	120,000.00	.00	.00	.00	.00
	TOTAL WORKERS COMP IN		120,000.00	120,000.00	.00	.00	.00	.00
233	WORKERS COMP IN							
53223320	WORKERS COMP IN							
	53223320 4079	CLMSPD-SIR	500,000.00	500,000.00	.00	.00	.00	.00
	TOTAL WORKERS COMP IN		500,000.00	500,000.00	.00	.00	.00	.00
	TOTAL WORKERS COMP IN		500,000.00	500,000.00	.00	.00	.00	.00
233	WORKERS COMP IN							
53223320	WORKERS COMP IN							
	53223320 4105	MEMB&DUES	200.00	200.00	.00	.00	.00	.00
	TOTAL WORKERS COMP IN		200.00	200.00	.00	.00	.00	.00
	TOTAL WORKERS COMP IN		200.00	200.00	.00	.00	.00	.00
233	WORKERS COMP IN							
53223320	WORKERS COMP IN							



ORG	OBJECT PROJ	DESC	2014	2015	2016	2017	2018	2019
	53223320 4108	BKS/SUBS	100.00	100.00	.00	.00	.00	.00
	TOTAL WORKERS COMP IN		100.00	100.00	.00	.00	.00	.00
	TOTAL WORKERS COMP IN		100.00	100.00	.00	.00	.00	.00
233	WORKERS COMP IN							
53223320	WORKERS COMP IN							
	53223320 4115	OFFCE SUPP	1,000.00	1,000.00	.00	.00	.00	.00
	TOTAL WORKERS COMP IN		1,000.00	1,000.00	.00	.00	.00	.00
	TOTAL WORKERS COMP IN		1,000.00	1,000.00	.00	.00	.00	.00
233	WORKERS COMP IN							
53223320	WORKERS COMP IN							
	53223320 4120	COMP MICE	200.00	200.00	.00	.00	.00	.00
	TOTAL WORKERS COMP IN		200.00	200.00	.00	.00	.00	.00
	TOTAL WORKERS COMP IN		200.00	200.00	.00	.00	.00	.00
233	WORKERS COMP IN							
53223320	WORKERS COMP IN							
	53223320 4132	POSTAGE	200.00	200.00	.00	.00	.00	.00
	TOTAL WORKERS COMP IN		200.00	200.00	.00	.00	.00	.00
	TOTAL WORKERS COMP IN		200.00	200.00	.00	.00	.00	.00
233	WORKERS COMP IN							
53223320	WORKERS COMP IN							
	53223320 4135	PRINTING	2,500.00	2,500.00	.00	.00	.00	.00
	TOTAL WORKERS COMP IN		2,500.00	2,500.00	.00	.00	.00	.00
	TOTAL WORKERS COMP IN		2,500.00	2,500.00	.00	.00	.00	.00
233	WORKERS COMP IN							
53223320	WORKERS COMP IN							
	53223320 4137	TVLCNFRMTG	200.00	200.00	.00	.00	.00	.00
	TOTAL WORKERS COMP IN		200.00	200.00	.00	.00	.00	.00
	TOTAL WORKERS COMP IN		200.00	200.00	.00	.00	.00	.00
233	WORKERS COMP IN							



08/07/2013 16:04
mhernandez

CITY OF MONROVIA - LIVE
PROJECTION 1315 / BUDGET ENTRY FUTURE YRS REPORT

PG 168
bgnyrpts

ORG	OBJECT PROJ	DESC	2014	2015	2016	2017	2018	2019
53223320	WORKERS COMP	IN						
53223320 4184		WELNSS PGM	10,000.00	10,000.00	.00	.00	.00	.00
	TOTAL WORKERS COMP	IN	10,000.00	10,000.00	.00	.00	.00	.00
	TOTAL WORKERS COMP	IN	10,000.00	10,000.00	.00	.00	.00	.00
233	WORKERS COMP	IN						
53223321	WORKERS COMP	IN						
53223321 4078		SIR I/S CH	3,764.00	3,764.00	.00	.00	.00	.00
	TOTAL WORKERS COMP	IN	3,764.00	3,764.00	.00	.00	.00	.00
	TOTAL WORKERS COMP	IN	3,764.00	3,764.00	.00	.00	.00	.00
233	WORKERS COMP	IN						
53223321	WORKERS COMP	IN						
53223321 4102		FAC IS CHG	3,031.00	3,031.00	.00	.00	.00	.00
	TOTAL WORKERS COMP	IN	3,031.00	3,031.00	.00	.00	.00	.00
	TOTAL WORKERS COMP	IN	3,031.00	3,031.00	.00	.00	.00	.00
233	WORKERS COMP	IN						
53223321	WORKERS COMP	IN						
53223321 4104		IS I/S CHG	1,596.00	1,596.00	.00	.00	.00	.00
	TOTAL WORKERS COMP	IN	1,596.00	1,596.00	.00	.00	.00	.00
	TOTAL WORKERS COMP	IN	1,596.00	1,596.00	.00	.00	.00	.00
236	UNEMPLOYMENT	IN						
53323610	UNEMPLOYMENT	IN						
53323610 4000		FTSALARIES	12,890.00	13,041.00	.00	.00	.00	.00
	TOTAL UNEMPLOYMENT	IN	12,890.00	13,041.00	.00	.00	.00	.00
	TOTAL UNEMPLOYMENT	IN	12,890.00	13,041.00	.00	.00	.00	.00
236	UNEMPLOYMENT	IN						
53323610	UNEMPLOYMENT	IN						
53323610 4013		WRKCOMPINS	451.00	456.00	.00	.00	.00	.00
	TOTAL UNEMPLOYMENT	IN	451.00	456.00	.00	.00	.00	.00
	TOTAL UNEMPLOYMENT	IN	451.00	456.00	.00	.00	.00	.00

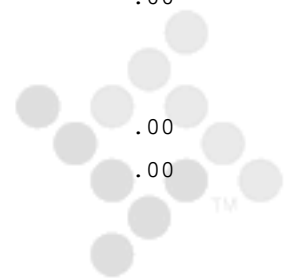


08/07/2013 16:04
mhernandez

CITY OF MONROVIA - LIVE
PROJECTION 1315 / BUDGET ENTRY FUTURE YRS REPORT

PG 169
bgnyrpts

ORG	OBJECT PROJ	DESC	2014	2015	2016	2017	2018	2019
236	UNEMPLOYMENT IN							
53323610	UNEMPLOYMENT IN							
	53323610 4014	UNEMPLYINS	59.00	60.00	.00	.00	.00	.00
	TOTAL UNEMPLOYMENT IN		59.00	60.00	.00	.00	.00	.00
	TOTAL UNEMPLOYMENT IN		59.00	60.00	.00	.00	.00	.00
236	UNEMPLOYMENT IN							
53323610	UNEMPLOYMENT IN							
	53323610 4015	SS MEDICRE	193.00	195.00	.00	.00	.00	.00
	TOTAL UNEMPLOYMENT IN		193.00	195.00	.00	.00	.00	.00
	TOTAL UNEMPLOYMENT IN		193.00	195.00	.00	.00	.00	.00
236	UNEMPLOYMENT IN							
53323610	UNEMPLOYMENT IN							
	53323610 4016	GRPINSUR	535.00	535.00	.00	.00	.00	.00
	TOTAL UNEMPLOYMENT IN		535.00	535.00	.00	.00	.00	.00
	TOTAL UNEMPLOYMENT IN		535.00	535.00	.00	.00	.00	.00
236	UNEMPLOYMENT IN							
53323610	UNEMPLOYMENT IN							
	53323610 4017	LIFE INS	57.00	57.00	.00	.00	.00	.00
	TOTAL UNEMPLOYMENT IN		57.00	57.00	.00	.00	.00	.00
	TOTAL UNEMPLOYMENT IN		57.00	57.00	.00	.00	.00	.00
236	UNEMPLOYMENT IN							
53323610	UNEMPLOYMENT IN							
	53323610 4018	DEFEMP/EMP	120.00	120.00	.00	.00	.00	.00
	TOTAL UNEMPLOYMENT IN		120.00	120.00	.00	.00	.00	.00
	TOTAL UNEMPLOYMENT IN		120.00	120.00	.00	.00	.00	.00
236	UNEMPLOYMENT IN							
53323610	UNEMPLOYMENT IN							
	53323610 4019	L/T DISBLY	181.00	183.00	.00	.00	.00	.00
	TOTAL UNEMPLOYMENT IN		181.00	183.00	.00	.00	.00	.00

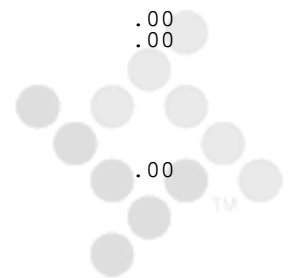


08/07/2013 16:04
mhernandez

CITY OF MONROVIA - LIVE
PROJECTION 1315 / BUDGET ENTRY FUTURE YRS REPORT

PG 170
bgnyrpts

ORG	OBJECT PROJ DESC	2014	2015	2016	2017	2018	2019
	TOTAL UNEMPLOYMENT IN	181.00	183.00	.00	.00	.00	.00
236	UNEMPLOYMENT IN						
53323610	UNEMPLOYMENT IN						
53323610 4020	PERS-EMPLR	3,406.00	3,681.00	.00	.00	.00	.00
	TOTAL UNEMPLOYMENT IN	3,406.00	3,681.00	.00	.00	.00	.00
	TOTAL UNEMPLOYMENT IN	3,406.00	3,681.00	.00	.00	.00	.00
236	UNEMPLOYMENT IN						
53323610	UNEMPLOYMENT IN						
53323610 4142	AUTRMBPRL	240.00	240.00	.00	.00	.00	.00
	TOTAL UNEMPLOYMENT IN	240.00	240.00	.00	.00	.00	.00
	TOTAL UNEMPLOYMENT IN	240.00	240.00	.00	.00	.00	.00
236	UNEMPLOYMENT IN						
53323610	UNEMPLOYMENT IN						
53323610 4265	RETIREEMED	65.00	65.00	.00	.00	.00	.00
	TOTAL UNEMPLOYMENT IN	65.00	65.00	.00	.00	.00	.00
	TOTAL UNEMPLOYMENT IN	65.00	65.00	.00	.00	.00	.00
236	UNEMPLOYMENT IN						
53323620	UNEMPLOYMENT IN						
53323620 4079	CLMSPD-SIR	20,000.00	20,000.00	.00	.00	.00	.00
	TOTAL UNEMPLOYMENT IN	20,000.00	20,000.00	.00	.00	.00	.00
	TOTAL UNEMPLOYMENT IN	20,000.00	20,000.00	.00	.00	.00	.00
236	UNEMPLOYMENT IN						
53323621	UNEMPLOYMENT IN						
53323621 4078	SIR I/S CH	627.00	627.00	.00	.00	.00	.00
	TOTAL UNEMPLOYMENT IN	627.00	627.00	.00	.00	.00	.00
	TOTAL UNEMPLOYMENT IN	627.00	627.00	.00	.00	.00	.00
256	HILLSIDE ACQUIS						
71325620	HILLSIDE ACQ DB						
71325620 4028	PROF FEES	3,500.00	3,500.00	.00	.00	.00	.00

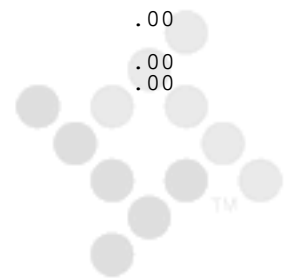


08/07/2013 16:04
mhernandez

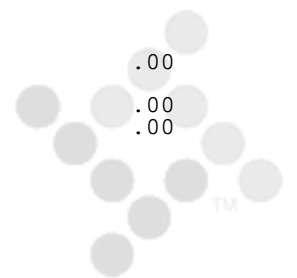
CITY OF MONROVIA - LIVE
PROJECTION 1315 / BUDGET ENTRY FUTURE YRS REPORT

PG 171
bgnyrpts

ORG	OBJECT PROJ	DESC	2014	2015	2016	2017	2018	2019
	TOTAL HILLSIDE ACQ DB		3,500.00	3,500.00	.00	.00	.00	.00
	TOTAL HILLSIDE ACQUIS		3,500.00	3,500.00	.00	.00	.00	.00
256	HILLSIDE ACQUIS							
71325620	HILLSIDE ACQ DB							
71325620 4188		PRNCPL PMT	235,000.00	245,000.00	.00	.00	.00	.00
	TOTAL HILLSIDE ACQ DB		235,000.00	245,000.00	.00	.00	.00	.00
	TOTAL HILLSIDE ACQUIS		235,000.00	245,000.00	.00	.00	.00	.00
256	HILLSIDE ACQUIS							
71325620	HILLSIDE ACQ DB							
71325620 4193		INTRST EXP	358,793.00	346,793.00	.00	.00	.00	.00
	TOTAL HILLSIDE ACQ DB		358,793.00	346,793.00	.00	.00	.00	.00
	TOTAL HILLSIDE ACQUIS		358,793.00	346,793.00	.00	.00	.00	.00
256	HILLSIDE ACQUIS							
71325620	HILLSIDE ACQ DB							
71325620 4194		TRSTEE CHG	1,900.00	1,900.00	.00	.00	.00	.00
	TOTAL HILLSIDE ACQ DB		1,900.00	1,900.00	.00	.00	.00	.00
	TOTAL HILLSIDE ACQUIS		1,900.00	1,900.00	.00	.00	.00	.00
256	HILLSIDE ACQUIS							
71325622	HILLSIDE ACQ DB							
71325622 4228		TRSFRT OUT	80,000.00	80,000.00	.00	.00	.00	.00
	TOTAL HILLSIDE ACQ DB		80,000.00	80,000.00	.00	.00	.00	.00
	TOTAL HILLSIDE ACQUIS		80,000.00	80,000.00	.00	.00	.00	.00
258	LIBRARY BOND DE							
71525820	LIB BOND DEBT S							
71525820 4028		PROF FEES	2,500.00	2,500.00	.00	.00	.00	.00
	TOTAL LIB BOND DEBT S		2,500.00	2,500.00	.00	.00	.00	.00
	TOTAL LIBRARY BOND DE		2,500.00	2,500.00	.00	.00	.00	.00
258	LIBRARY BOND DE							
71525820	LIB BOND DEBT S							



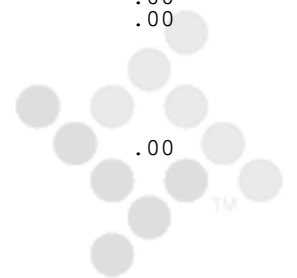
ORG	OBJECT PROJ	DESC	2014	2015	2016	2017	2018	2019
71525820	4188	PRNCPL PMT	330,000.00	345,000.00	.00	.00	.00	.00
	TOTAL LIB BOND DEBT S		330,000.00	345,000.00	.00	.00	.00	.00
	TOTAL LIBRARY BOND DE		330,000.00	345,000.00	.00	.00	.00	.00
258	LIBRARY BOND DE							
71525820	LIB BOND DEBT S							
71525820	4193	INTRST EXP	671,599.00	656,411.00	.00	.00	.00	.00
	TOTAL LIB BOND DEBT S		671,599.00	656,411.00	.00	.00	.00	.00
	TOTAL LIBRARY BOND DE		671,599.00	656,411.00	.00	.00	.00	.00
258	LIBRARY BOND DE							
71525820	LIB BOND DEBT S							
71525820	4194	TRSTEE CHG	1,500.00	1,500.00	.00	.00	.00	.00
	TOTAL LIB BOND DEBT S		1,500.00	1,500.00	.00	.00	.00	.00
	TOTAL LIBRARY BOND DE		1,500.00	1,500.00	.00	.00	.00	.00
551	REDEVELOPMENT A							
91155110	REDEV ADMIN PER							
91155110	4000	FTSALARIES	145,010.00	152,280.00	.00	.00	.00	.00
	TOTAL REDEV ADMIN PER		145,010.00	152,280.00	.00	.00	.00	.00
	TOTAL REDEVELOPMENT A		145,010.00	152,280.00	.00	.00	.00	.00
551	REDEVELOPMENT A							
91155110	REDEV ADMIN PER							
91155110	4004	PTSALARIES	3,600.00	3,600.00	.00	.00	.00	.00
	TOTAL REDEV ADMIN PER		3,600.00	3,600.00	.00	.00	.00	.00
	TOTAL REDEVELOPMENT A		3,600.00	3,600.00	.00	.00	.00	.00
551	REDEVELOPMENT A							
91155110	REDEV ADMIN PER							
91155110	4013	WRKCOMPINS	5,201.00	5,456.00	.00	.00	.00	.00
	TOTAL REDEV ADMIN PER		5,201.00	5,456.00	.00	.00	.00	.00
	TOTAL REDEVELOPMENT A		5,201.00	5,456.00	.00	.00	.00	.00
551	REDEVELOPMENT A							



ORG	OBJECT PROJ	DESC	2014	2015	2016	2017	2018	2019
91155110 REDEV ADMIN PER								
	91155110 4014	UNEMPTYINS	669.00	701.00	.00	.00	.00	.00
	TOTAL REDEV ADMIN PER		669.00	701.00	.00	.00	.00	.00
	TOTAL REDEVELOPMENT A		669.00	701.00	.00	.00	.00	.00
551 REDEVELOPMENT A								
91155110 REDEV ADMIN PER								
	91155110 4015	SS MEDICRE	2,155.00	2,260.00	.00	.00	.00	.00
	TOTAL REDEV ADMIN PER		2,155.00	2,260.00	.00	.00	.00	.00
	TOTAL REDEVELOPMENT A		2,155.00	2,260.00	.00	.00	.00	.00
551 REDEVELOPMENT A								
91155110 REDEV ADMIN PER								
	91155110 4016	GRPINSUR	10,935.00	10,935.00	.00	.00	.00	.00
	TOTAL REDEV ADMIN PER		10,935.00	10,935.00	.00	.00	.00	.00
	TOTAL REDEVELOPMENT A		10,935.00	10,935.00	.00	.00	.00	.00
551 REDEVELOPMENT A								
91155110 REDEV ADMIN PER								
	91155110 4019	L/T DISBLY	2,067.00	2,171.00	.00	.00	.00	.00
	TOTAL REDEV ADMIN PER		2,067.00	2,171.00	.00	.00	.00	.00
	TOTAL REDEVELOPMENT A		2,067.00	2,171.00	.00	.00	.00	.00
551 REDEVELOPMENT A								
91155110 REDEV ADMIN PER								
	91155110 4020	PERS-EMPLR	38,967.00	43,716.00	.00	.00	.00	.00
	TOTAL REDEV ADMIN PER		38,967.00	43,716.00	.00	.00	.00	.00
	TOTAL REDEVELOPMENT A		38,967.00	43,716.00	.00	.00	.00	.00
551 REDEVELOPMENT A								
91155110 REDEV ADMIN PER								
	91155110 4021	PT PERSEMP	135.00	135.00	.00	.00	.00	.00
	TOTAL REDEV ADMIN PER		135.00	135.00	.00	.00	.00	.00
	TOTAL REDEVELOPMENT A		135.00	135.00	.00	.00	.00	.00



ORG	OBJECT PROJ	DESC	2014	2015	2016	2017	2018	2019
551	REDEVELOPMENT A							
91155110	REDEV ADMIN PER							
91155110 4265	RETIREEMED		390.00	520.00	.00	.00	.00	.00
	TOTAL REDEV ADMIN PER		390.00	520.00	.00	.00	.00	.00
	TOTAL REDEVELOPMENT A		390.00	520.00	.00	.00	.00	.00
551	REDEVELOPMENT A							
91155120	REDEV ADMIN MAI							
91155120 4028	PROF FEES		50,000.00	50,000.00	.00	.00	.00	.00
	TOTAL REDEV ADMIN MAI		50,000.00	50,000.00	.00	.00	.00	.00
	TOTAL REDEVELOPMENT A		50,000.00	50,000.00	.00	.00	.00	.00
551	REDEVELOPMENT A							
91155120	REDEV ADMIN MAI							
91155120 4115	OFFCE SUPP		1,000.00	1,000.00	.00	.00	.00	.00
	TOTAL REDEV ADMIN MAI		1,000.00	1,000.00	.00	.00	.00	.00
	TOTAL REDEVELOPMENT A		1,000.00	1,000.00	.00	.00	.00	.00
551	REDEVELOPMENT A							
91155120	REDEV ADMIN MAI							
91155120 4124	MAINTSUPP		500.00	500.00	.00	.00	.00	.00
	TOTAL REDEV ADMIN MAI		500.00	500.00	.00	.00	.00	.00
	TOTAL REDEVELOPMENT A		500.00	500.00	.00	.00	.00	.00
551	REDEVELOPMENT A							
91155120	REDEV ADMIN MAI							
91155120 4132	POSTAGE		50.00	50.00	.00	.00	.00	.00
	TOTAL REDEV ADMIN MAI		50.00	50.00	.00	.00	.00	.00
	TOTAL REDEVELOPMENT A		50.00	50.00	.00	.00	.00	.00
551	REDEVELOPMENT A							
91155120	REDEV ADMIN MAI							
91155120 4135	PRINTING		50.00	50.00	.00	.00	.00	.00

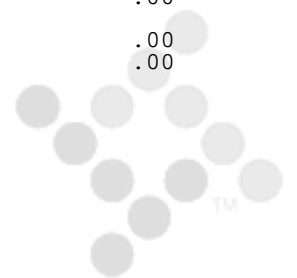


08/07/2013 16:04
mhernandez

CITY OF MONROVIA - LIVE
PROJECTION 1315 / BUDGET ENTRY FUTURE YRS REPORT

PG 175
bgnyrpts

ORG	OBJECT PROJ	DESC	2014	2015	2016	2017	2018	2019
	TOTAL REDEV ADMIN MAI		50.00	50.00	.00	.00	.00	.00
	TOTAL REDEVELOPMENT A		50.00	50.00	.00	.00	.00	.00
551	REDEVELOPMENT A							
91155120	REDEV ADMIN MAI							
91155120 4146	ELECTRICTY		200.00	200.00	.00	.00	.00	.00
	TOTAL REDEV ADMIN MAI		200.00	200.00	.00	.00	.00	.00
	TOTAL REDEVELOPMENT A		200.00	200.00	.00	.00	.00	.00
551	REDEVELOPMENT A							
91155120	REDEV ADMIN MAI							
91155120 4156	WATR&TRASH		200.00	200.00	.00	.00	.00	.00
	TOTAL REDEV ADMIN MAI		200.00	200.00	.00	.00	.00	.00
	TOTAL REDEVELOPMENT A		200.00	200.00	.00	.00	.00	.00
551	REDEVELOPMENT A							
91155120	REDEV ADMIN MAI							
91155120 4160	MISC EXP		1,000.00	1,000.00	.00	.00	.00	.00
	TOTAL REDEV ADMIN MAI		1,000.00	1,000.00	.00	.00	.00	.00
	TOTAL REDEVELOPMENT A		1,000.00	1,000.00	.00	.00	.00	.00
551	REDEVELOPMENT A							
91155120	REDEV ADMIN MAI							
91155120 4193	INTRST EXP		26,080.00	11,258.00	.00	.00	.00	.00
	TOTAL REDEV ADMIN MAI		26,080.00	11,258.00	.00	.00	.00	.00
	TOTAL REDEVELOPMENT A		26,080.00	11,258.00	.00	.00	.00	.00
551	REDEVELOPMENT A							
91155120	REDEV ADMIN MAI							
91155120 4269	LEGAL FEES		150,000.00	150,000.00	.00	.00	.00	.00
	TOTAL REDEV ADMIN MAI		150,000.00	150,000.00	.00	.00	.00	.00
	TOTAL REDEVELOPMENT A		150,000.00	150,000.00	.00	.00	.00	.00
551	REDEVELOPMENT A							
91155140	REDEV ADMIN OTH							

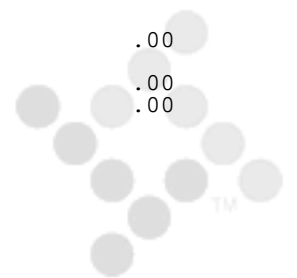


08/07/2013 16:04
mhernandez

CITY OF MONROVIA - LIVE
PROJECTION 1315 / BUDGET ENTRY FUTURE YRS REPORT

PG 176
bgnyrpts

ORG	OBJECT PROJ	DESC	2014	2015	2016	2017	2018	2019	
	91155140 4225		DPRCIATION	50,000.00	50,000.00	.00	.00	.00	.00
		TOTAL REDEV ADMIN OTH	50,000.00	50,000.00	.00	.00	.00	.00	.00
		TOTAL REDEVELOPMENT A	50,000.00	50,000.00	.00	.00	.00	.00	.00
559		SUCCAGNCY LOW M							
	92055922	SA LOWMOD ASSET							
	92055922 4228		TRFSR OUT	132,000.00	132,000.00	.00	.00	.00	.00
		TOTAL SA LOWMOD ASSET	132,000.00	132,000.00	.00	.00	.00	.00	.00
		TOTAL SUCCAGNCY LOW M	132,000.00	132,000.00	.00	.00	.00	.00	.00
556		MRA SET-ASIDE A							
	92155620	MRA SET-ASIDE A							
	92155620 4028		PROF FEES	5,000.00	5,000.00	.00	.00	.00	.00
		TOTAL MRA SET-ASIDE A	5,000.00	5,000.00	.00	.00	.00	.00	.00
		TOTAL MRA SET-ASIDE A	5,000.00	5,000.00	.00	.00	.00	.00	.00
556		MRA SET-ASIDE A							
	92155620	MRA SET-ASIDE A							
	92155620 4132		POSTAGE	300.00	300.00	.00	.00	.00	.00
		TOTAL MRA SET-ASIDE A	300.00	300.00	.00	.00	.00	.00	.00
		TOTAL MRA SET-ASIDE A	300.00	300.00	.00	.00	.00	.00	.00
556		MRA SET-ASIDE A							
	92155620	MRA SET-ASIDE A							
	92155620 4135		PRINTING	500.00	500.00	.00	.00	.00	.00
		TOTAL MRA SET-ASIDE A	500.00	500.00	.00	.00	.00	.00	.00
		TOTAL MRA SET-ASIDE A	500.00	500.00	.00	.00	.00	.00	.00
556		MRA SET-ASIDE A							
	92155620	MRA SET-ASIDE A							
	92155620 4160		MISC EXP	100.00	100.00	.00	.00	.00	.00
		TOTAL MRA SET-ASIDE A	100.00	100.00	.00	.00	.00	.00	.00
		TOTAL MRA SET-ASIDE A	100.00	100.00	.00	.00	.00	.00	.00
554		MRA HOUSING BON							



08/07/2013 16:04
mhernandez

CITY OF MONROVIA - LIVE
PROJECTION 1315 / BUDGET ENTRY FUTURE YRS REPORT

PG 177
bgnyrpts

ORG	OBJECT PROJ	DESC	2014	2015	2016	2017	2018	2019
97055420 MRA HOUSING BON								
	97055420 4193	INTRST EXP	422,248.00	407,262.00	.00	.00	.00	.00
	TOTAL MRA HOUSING BON		422,248.00	407,262.00	.00	.00	.00	.00
	TOTAL MRA HOUSING BON		422,248.00	407,262.00	.00	.00	.00	.00
554 MRA HOUSING BON								
97055420 MRA HOUSING BON								
	97055420 4194	TRSTEE CHG	1,500.00	1,500.00	.00	.00	.00	.00
	TOTAL MRA HOUSING BON		1,500.00	1,500.00	.00	.00	.00	.00
	TOTAL MRA HOUSING BON		1,500.00	1,500.00	.00	.00	.00	.00
554 MRA HOUSING BON								
97055420 MRA HOUSING BON								
	97055420 4279	BDAMRTZEXP	8,190.00	8,190.00	.00	.00	.00	.00
	TOTAL MRA HOUSING BON		8,190.00	8,190.00	.00	.00	.00	.00
	TOTAL MRA HOUSING BON		8,190.00	8,190.00	.00	.00	.00	.00
555 MRA BOND DEBT S								
97155520 AGENCY BOND DBT								
	97155520 4193	INTRST EXP	3,090,829.00	2,979,226.00	.00	.00	.00	.00
	TOTAL AGENCY BOND DBT		3,090,829.00	2,979,226.00	.00	.00	.00	.00
	TOTAL MRA BOND DEBT S		3,090,829.00	2,979,226.00	.00	.00	.00	.00
555 MRA BOND DEBT S								
97155520 AGENCY BOND DBT								
	97155520 4194	TRSTEE CHG	30,000.00	30,000.00	.00	.00	.00	.00
	TOTAL AGENCY BOND DBT		30,000.00	30,000.00	.00	.00	.00	.00
	TOTAL MRA BOND DEBT S		30,000.00	30,000.00	.00	.00	.00	.00
555 MRA BOND DEBT S								
97155520 AGENCY BOND DBT								
	97155520 4279	BDAMRTZEXP	284,509.00	284,509.00	.00	.00	.00	.00
	TOTAL AGENCY BOND DBT		284,509.00	284,509.00	.00	.00	.00	.00
	TOTAL MRA BOND DEBT S		284,509.00	284,509.00	.00	.00	.00	.00



08/07/2013 16:04
mhernandez

CITY OF MONROVIA - LIVE
PROJECTION 1315 / BUDGET ENTRY FUTURE YRS REPORT

PG 178
bgnyrpts

ORG	OBJECT PROJ	DESC	2014	2015	2016	2017	2018	2019
		GRAND TOTAL	*****	*****	.00	.00	.00	.00

** END OF REPORT - Generated by Mary Hernandez **





08/07/2013 16:04
mhernandez

CITY OF MONROVIA - LIVE
PROJECTION 1315 / BUDGET ENTRY FUTURE YRS REPORT

PG 179
bgnyrpts

ORG	OBJECT	PROJ	DESC	2014	2015	2016	2017	2018	2019
-----	--------	------	------	------	------	------	------	------	------

Sequence	Field #	Total	Page Break
Sequence 1	1	N	Y
Sequence 2	4	Y	N
Sequence 3	9	Y	N
Sequence 4	0	N	N

Report title:
08/07/2013 16:04
mhernandez

CITY OF MONROVIA - LIVE
PROJECTION 1315 / BUDGET ENTRY FUTURE YRS REPORT

PG 179
bgnyrpts

PROJECTION: 1315 FY 2013-15 Projected Budget

FOR PERIOD 13

Report type: 6
 Include inflation percentage:
 Budget level: 1
 Percentage change calculation method: 4
 Print first or second year of budget requests: F
 Print revenue as credit: N
 Include cfwd in rev bud: N
 Include cfwd in actuals: N
 Print totals only: N
 Include segment code: N
 Include report grand totals by account type: N
 Print full GL account: N
 Double space: N
 Suppress zero bdgt accts: Y
 Print as worksheet: N
 Print percent change or comment: P
 Print text: N
 Amounts/totals exceed 999 million dollars: N
 Print five budget levels: N
 Report view: D

