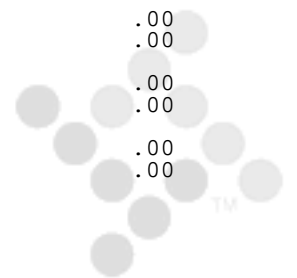
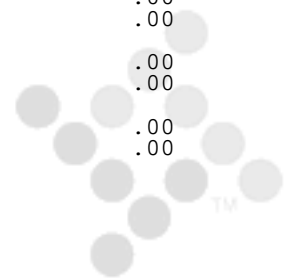


ORG	OBJECT PROJ	DESC	2014	2015	2016	2017	2018	2019	
<a href="#">11111059</a>	<a href="#">3397</a>	<a href="#">11004</a>	OTH REVNUS	-50,000.00	-50,000.00	.00	.00	.00	.00
	TOTAL FOURTH OF JULY		-50,000.00	-50,000.00	.00	.00	.00	.00	.00
<a href="#">11112059</a>	<a href="#">3097</a>	<a href="#">12008</a>	RT&CONCSON	-2,000.00	-2,000.00	.00	.00	.00	.00
	TOTAL FILMING LIAISON		-2,000.00	-2,000.00	.00	.00	.00	.00	.00
<a href="#">31125070</a>	<a href="#">3156</a>	<a href="#">25006</a>	TRNDPOTGNT	-.45	-.45	.00	.00	.00	.00
	TOTAL TRAIN DEPOT STA		-.45	-.45	.00	.00	.00	.00	.00
<a href="#">31125070</a>	<a href="#">3141</a>	<a href="#">25058</a>	FEDGRANT	-348,312.00	.00	.00	.00	.00	.00
	TOTAL CLAMSHELL/HIGHL		-348,312.00	.00	.00	.00	.00	.00	.00
<a href="#">21125359</a>	<a href="#">3105</a>	<a href="#">25062</a>	OTRCTYGRNT	-40,134.00	.00	.00	.00	.00	.00
	TOTAL 2012 COMPETITIV		-40,134.00	.00	.00	.00	.00	.00	.00
<a href="#">31125059</a>	<a href="#">3105</a>	<a href="#">25074</a>	OTRCTYGRNT	-250,000.00	.00	.00	.00	.00	.00
	TOTAL JULIAN FISHER P		-250,000.00	.00	.00	.00	.00	.00	.00
<a href="#">11134250</a>	<a href="#">3397</a>	<a href="#">34001</a>	OTH REVNUS	-44,000.00	-46,000.00	.00	.00	.00	.00
	TOTAL WIRELESS SERVIC		-44,000.00	-46,000.00	.00	.00	.00	.00	.00
<a href="#">24637170</a>	<a href="#">3136</a>	<a href="#">37015</a>	OT ST GRNT	-100,000.00	-100,000.00	.00	.00	.00	.00
	TOTAL CITIZEN OPTION		-100,000.00	-100,000.00	.00	.00	.00	.00	.00
<a href="#">24637159</a>	<a href="#">3357</a>	<a href="#">37033</a>	REIMB	-10,254.00	.00	.00	.00	.00	.00
	TOTAL FY 2011 JAG PRO		-10,254.00	.00	.00	.00	.00	.00	.00
<a href="#">24637160</a>	<a href="#">3405</a>	<a href="#">37035</a>	HOMELAND	-161,298.00	.00	.00	.00	.00	.00
	TOTAL 2009 HOMELAND S		-161,298.00	.00	.00	.00	.00	.00	.00
<a href="#">24637159</a>	<a href="#">3357</a>	<a href="#">37037</a>	REIMB	-34,886.00	.00	.00	.00	.00	.00
	TOTAL SELECTIVE TRAFF		-34,886.00	.00	.00	.00	.00	.00	.00
<a href="#">24637160</a>	<a href="#">3405</a>	<a href="#">37038</a>	HOMELAND	-5,354.00	.00	.00	.00	.00	.00
	TOTAL 2011 STATE HOME		-5,354.00	.00	.00	.00	.00	.00	.00
<a href="#">24737370</a>	<a href="#">3422</a>	<a href="#">37304</a>	HIDTA GRNT	-145,262.25	.00	.00	.00	.00	.00
	TOTAL LA CLEAR-DOMEST		-145,262.25	.00	.00	.00	.00	.00	.00
<a href="#">24737570</a>	<a href="#">3422</a>	<a href="#">37516</a>	HIDTA GRNT	-186,850.98	.00	.00	.00	.00	.00
	TOTAL LA CLEAR - ADMI		-186,850.98	.00	.00	.00	.00	.00	.00
<a href="#">24737570</a>	<a href="#">3422</a>	<a href="#">37519</a>	HIDTA GRNT	-3,633,183.00	.00	.00	.00	.00	.00
	TOTAL LA CLEAR ADMIN		-3,633,183.00	.00	.00	.00	.00	.00	.00
<a href="#">24737570</a>	<a href="#">3422</a>	<a href="#">37520</a>	HIDTA GRNT	.00	-3,653,016.00	.00	.00	.00	.00
	TOTAL LA CLEAR ADMIN		.00	-3,653,016.00	.00	.00	.00	.00	.00
<a href="#">24737670</a>	<a href="#">3422</a>	<a href="#">37606</a>	HIDTA GRNT	-463,137.26	.00	.00	.00	.00	.00
	TOTAL HIDTA DIRECTOR		-463,137.26	.00	.00	.00	.00	.00	.00
<a href="#">24737670</a>	<a href="#">3422</a>	<a href="#">37607</a>	HIDTA GRNT	-666,570.00	.00	.00	.00	.00	.00



ORG	OBJECT PROJ	DESC	2014	2015	2016	2017	2018	2019
	TOTAL HIDTA DIRECTOR		-666,570.00	.00	.00	.00	.00	.00
<a href="#">24737670</a>	<a href="#">3422</a>	<a href="#">37608</a>	.00	-666,570.00	.00	.00	.00	.00
	HIDTA GRNT							
	TOTAL HIDTA DIRECTOR		.00	-666,570.00	.00	.00	.00	.00
<a href="#">24737770</a>	<a href="#">3422</a>	<a href="#">37723</a>	-30,990.88	.00	.00	.00	.00	.00
	HIDTA GRNT							
	TOTAL RMTF - DEA 2012		-30,990.88	.00	.00	.00	.00	.00
<a href="#">24737770</a>	<a href="#">3422</a>	<a href="#">37724</a>	-94,876.00	.00	.00	.00	.00	.00
	HIDTA GRNT							
	TOTAL RMTF - OCLERT 2		-94,876.00	.00	.00	.00	.00	.00
<a href="#">24737770</a>	<a href="#">3422</a>	<a href="#">37725</a>	-179,947.00	.00	.00	.00	.00	.00
	HIDTA GRNT							
	TOTAL RMTF - LA IMPAC		-179,947.00	.00	.00	.00	.00	.00
<a href="#">24737770</a>	<a href="#">3422</a>	<a href="#">37726</a>	-133,490.00	.00	.00	.00	.00	.00
	HIDTA GRNT							
	TOTAL RMTF - DEA 2013		-133,490.00	.00	.00	.00	.00	.00
<a href="#">24737770</a>	<a href="#">3422</a>	<a href="#">37727</a>	-94,876.00	.00	.00	.00	.00	.00
	HIDTA GRNT							
	TOTAL RMTF - OCLRT 20		-94,876.00	.00	.00	.00	.00	.00
<a href="#">24737770</a>	<a href="#">3422</a>	<a href="#">37728</a>	.00	-179,947.00	.00	.00	.00	.00
	HIDTA GRNT							
	TOTAL RMTF - LA IMPAC		.00	-179,947.00	.00	.00	.00	.00
<a href="#">24737770</a>	<a href="#">3422</a>	<a href="#">37729</a>	.00	-133,490.00	.00	.00	.00	.00
	HIDTA GRNT							
	TOTAL RMTF - DEA 2014		.00	-133,490.00	.00	.00	.00	.00
<a href="#">24737770</a>	<a href="#">3422</a>	<a href="#">37730</a>	.00	-94,876.00	.00	.00	.00	.00
	HIDTA GRNT							
	TOTAL RMTF - OCLRT 20		.00	-94,876.00	.00	.00	.00	.00
<a href="#">24737870</a>	<a href="#">3422</a>	<a href="#">37807</a>	-317,048.38	.00	.00	.00	.00	.00
	HIDTA GRNT							
	TOTAL LA JDIG - FBI L		-317,048.38	.00	.00	.00	.00	.00
<a href="#">24737870</a>	<a href="#">3422</a>	<a href="#">37808</a>	-663,021.00	.00	.00	.00	.00	.00
	HIDTA GRNT							
	TOTAL LA JDIG - FBI L		-663,021.00	.00	.00	.00	.00	.00
<a href="#">24737870</a>	<a href="#">3422</a>	<a href="#">37809</a>	.00	-663,021.00	.00	.00	.00	.00
	HIDTA GRNT							
	TOTAL LA JDIG - FBI L		.00	-663,021.00	.00	.00	.00	.00
<a href="#">24737970</a>	<a href="#">3422</a>	<a href="#">37906</a>	-118,116.40	.00	.00	.00	.00	.00
	HIDTA GRNT							
	TOTAL SCDTF - DEA LA		-118,116.40	.00	.00	.00	.00	.00
<a href="#">24737970</a>	<a href="#">3422</a>	<a href="#">37907</a>	-309,080.00	.00	.00	.00	.00	.00
	HIDTA GRNT							
	TOTAL SCDTF - DEA LA		-309,080.00	.00	.00	.00	.00	.00
<a href="#">24737970</a>	<a href="#">3422</a>	<a href="#">37908</a>	.00	-309,080.00	.00	.00	.00	.00
	HIDTA GRNT							
	TOTAL SCDTF - DEA LA		.00	-309,080.00	.00	.00	.00	.00
<a href="#">24838670</a>	<a href="#">3463</a>	<a href="#">38021</a>	-810,901.00	.00	.00	.00	.00	.00
	BSCC GRANT							
	TOTAL BSCC ANTI-DRUG		-810,901.00	.00	.00	.00	.00	.00
<a href="#">24938158</a>	<a href="#">3096</a>	<a href="#">38105</a>	-100.00	-100.00	.00	.00	.00	.00
	INT&INVERN							

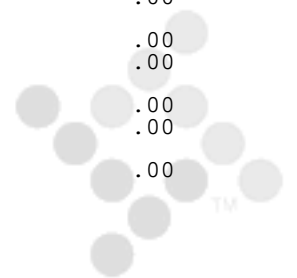


08/07/2013 16:33  
mhernandez

CITY OF MONROVIA - LIVE  
PROJECTION 1315 / BUDGET ENTRY FUTURE YRS REPORT

PG 3  
bgnyrpts

ORG	OBJECT PROJ	DESC	2014	2015	2016	2017	2018	2019
	TOTAL RIO HONDO TRAIN		-100.00	-100.00	.00	.00	.00	.00
<a href="#">11142060</a>	<a href="#">3405 42015</a>	HOMELAND	-58,104.00	.00	.00	.00	.00	.00
	TOTAL 2010 STATE HOME		-58,104.00	.00	.00	.00	.00	.00
<a href="#">11142060</a>	<a href="#">3405 42018</a>	HOMELAND	-448,228.00	.00	.00	.00	.00	.00
	TOTAL 2011 STATE HOME		-448,228.00	.00	.00	.00	.00	.00
<a href="#">11142060</a>	<a href="#">3405 42019</a>	HOMELAND	-906,765.00	.00	.00	.00	.00	.00
	TOTAL 2012 STATE HOME		-906,765.00	.00	.00	.00	.00	.00
<a href="#">11143050</a>	<a href="#">3397 43021</a>	OTH REVNUS	-118,678.00	.00	.00	.00	.00	.00
	TOTAL MONROVIA READY		-118,678.00	.00	.00	.00	.00	.00
<a href="#">23543159</a>	<a href="#">3357 43101</a>	REIMB	-14,989.00	.00	.00	.00	.00	.00
	TOTAL CA ENVIRONMENTA		-14,989.00	.00	.00	.00	.00	.00
<a href="#">28152060</a>	<a href="#">3203 52001</a>	COMPCSTRCV	-8,000.00	-8,000.00	.00	.00	.00	.00
	TOTAL CUSTOM PROGRAMM		-8,000.00	-8,000.00	.00	.00	.00	.00
<a href="#">28152060</a>	<a href="#">3345 52002</a>	MCRFLMNGFE	-10,000.00	-12,000.00	.00	.00	.00	.00
	TOTAL PLANS MICROFILM		-10,000.00	-12,000.00	.00	.00	.00	.00
<a href="#">28152060</a>	<a href="#">3345 52003</a>	MCRFLMNGFE	-10,000.00	-10,000.00	.00	.00	.00	.00
	TOTAL RECORDS MICROFI		-10,000.00	-10,000.00	.00	.00	.00	.00
<a href="#">28152059</a>	<a href="#">3362 52005</a>	MISC REV	-200.00	-200.00	.00	.00	.00	.00
	TOTAL SEISMIC EDUCATI		-200.00	-200.00	.00	.00	.00	.00
<a href="#">28152059</a>	<a href="#">3431 52007</a>	FINE CITAT	-40,000.00	-40,000.00	.00	.00	.00	.00
<a href="#">28152062</a>	<a href="#">3404 52007</a>	TRSFN IN	-7,069.00	-7,552.00	.00	.00	.00	.00
	TOTAL COMM DEVELOPMEN		-47,069.00	-47,552.00	.00	.00	.00	.00
<a href="#">28152050</a>	<a href="#">3397 52008</a>	OTH REVNUS	-50,000.00	-30,000.00	.00	.00	.00	.00
<a href="#">28152062</a>	<a href="#">3404 52008</a>	TRSFN IN	-5,990.00	-6,521.00	.00	.00	.00	.00
	TOTAL COMM DEV- ABAND		-55,990.00	-36,521.00	.00	.00	.00	.00
<a href="#">28152059</a>	<a href="#">3362 52009</a>	CONTRIBTN	-250.00	-250.00	.00	.00	.00	.00
	TOTAL ST BUILDING STA		-250.00	-250.00	.00	.00	.00	.00
<a href="#">91155159</a>	<a href="#">3097 55018</a>	RT&CONCSON	-120,000.00	-120,000.00	.00	.00	.00	.00
	TOTAL STATION SQUARE		-120,000.00	-120,000.00	.00	.00	.00	.00
<a href="#">92155659</a>	<a href="#">3362 55070</a>	CONTRIBTN	-1,000.00	-1,000.00	.00	.00	.00	.00
<a href="#">92155662</a>	<a href="#">3404 55070</a>	TRSFN IN	-213,931.00	-215,515.00	.00	.00	.00	.00
	TOTAL MONROVIA AREA P		-214,931.00	-216,515.00	.00	.00	.00	.00
<a href="#">11161059</a>	<a href="#">3362 61008</a>	CONTRIBTN	-11,375.00	-11,375.00	.00	.00	.00	.00
	TOTAL FOUNTAIN TO THE		-11,375.00	-11,375.00	.00	.00	.00	.00
<a href="#">11162259</a>	<a href="#">3105 62022</a>	OTRCTYGRNT	-149,904.24	.00	.00	.00	.00	.00
	TOTAL CANYON PARK ENT		-149,904.24	.00	.00	.00	.00	.00



ORG	OBJECT PROJ	DESC	2014	2015	2016	2017	2018	2019
<a href="#">11162259</a>	<a href="#">3362</a> <a href="#">62026</a>	CONTRIBTN	-1,000.00	-1,000.00	.00	.00	.00	.00
	TOTAL CANYON PARK - V		-1,000.00	-1,000.00	.00	.00	.00	.00
<a href="#">23464159</a>	<a href="#">3120</a> <a href="#">64011</a>	STATE GRNT	-25,000.00	-25,000.00	.00	.00	.00	.00
<a href="#">23464159</a>	<a href="#">3362</a> <a href="#">64011</a>	CONTRIBTN	-5,000.00	-5,000.00	.00	.00	.00	.00
<a href="#">23464162</a>	<a href="#">3404</a> <a href="#">64011</a>	TRSFR IN	-10,000.00	-10,000.00	.00	.00	.00	.00
	TOTAL FAMILY FOR LITE		-40,000.00	-40,000.00	.00	.00	.00	.00
<a href="#">43171260</a>	<a href="#">3325</a> <a href="#">71005</a>	HWSTPU PG	-29,000.00	-29,000.00	.00	.00	.00	.00
	TOTAL HAZ WASTE PICKU		-29,000.00	-29,000.00	.00	.00	.00	.00
<a href="#">43171270</a>	<a href="#">3138</a> <a href="#">71006</a>	BEVCNTGRNT	-10,000.00	-10,000.00	.00	.00	.00	.00
	TOTAL BEVERAGE CONTAI		-10,000.00	-10,000.00	.00	.00	.00	.00
<a href="#">43171259</a>	<a href="#">3357</a> <a href="#">71007</a>	REIMB	-1,250.00	-1,250.00	.00	.00	.00	.00
	TOTAL COMPOST BINS		-1,250.00	-1,250.00	.00	.00	.00	.00
<a href="#">43171270</a>	<a href="#">3136</a> <a href="#">71011</a>	OT ST GRNT	-21,529.00	.00	.00	.00	.00	.00
	TOTAL CA LT ENERGY EF		-21,529.00	.00	.00	.00	.00	.00
<a href="#">43171270</a>	<a href="#">3136</a> <a href="#">71013</a>	OT ST GRNT	-20,523.00	.00	.00	.00	.00	.00
	TOTAL 12/13 USED OIL		-20,523.00	.00	.00	.00	.00	.00
<a href="#">21373170</a>	<a href="#">3141</a> <a href="#">73030</a>	FEDGRANT	-657,000.00	.00	.00	.00	.00	.00
	TOTAL HIGHWAY SAFETY		-657,000.00	.00	.00	.00	.00	.00
<a href="#">21373162</a>	<a href="#">3404</a> <a href="#">73031</a>	TRSFR IN	-450,000.00	.00	.00	.00	.00	.00
	TOTAL 2012-13 STREET		-450,000.00	.00	.00	.00	.00	.00
<a href="#">51275160</a>	<a href="#">3337</a> <a href="#">75002</a>	SLS OFFUEL	-555,000.00	-570,000.00	.00	.00	.00	.00
	TOTAL FUEL SERVICE ST		-555,000.00	-570,000.00	.00	.00	.00	.00
	GRAND TOTAL		-555,000.00	-570,000.00	.00	.00	.00	.00

\*\* END OF REPORT - Generated by Mary Hernandez \*\*



08/07/2013 16:33  
mhernandez

CITY OF MONROVIA - LIVE  
PROJECTION 1315 / BUDGET ENTRY FUTURE YRS REPORT

PG 5  
bgnyrpts

ORG	OBJECT	PROJ	DESC	2014	2015	2016	2017	2018	2019
-----	--------	------	------	------	------	------	------	------	------

Sequence	Field #	Total	Page Break
Sequence 1	12	Y	N
Sequence 2	0	N	N
Sequence 3	0	N	N
Sequence 4	0	N	N

Report title:  
08/07/2013 16:33  
mhernandez

CITY OF MONROVIA - LIVE  
PROJECTION 1315 / BUDGET ENTRY FUTURE YRS REPORT

PG 5  
bgnyrpts

PROJECTION: 1315 FY 2013-15 Projected Budget

FOR PERIOD 13

Report type: 6  
 Include inflation percentage:  
 Budget level: 1  
 Percentage change calculation method: 4  
 Print first or second year of budget requests: F  
 Print revenue as credit: N  
 Include cfwd in rev bud: N  
 Include cfwd in actuals: N  
 Print totals only: N  
 Include segment code: N  
 Include report grand totals by account type: N  
 Print full GL account: N  
 Double space: N  
 Suppress zero bdgt accts: Y  
 Print as worksheet: N  
 Print percent change or comment: P  
 Print text: N  
 Amounts/totals exceed 999 million dollars: N  
 Print five budget levels: N  
 Report view: D

